ATTACHMENT C

Permit History

JOB CARD

OWNER	JOB ADDRESS
HOME TEC	845 N. Northlake Dr.

LEGAL DESCRIPTION	LOT NUMBER	BLOCK	SUBDIVISION OR ADDITION
	3 & E ½ of 2	69	Hwd. Lakes

MICROFILM NO.	ARCHITECT	FEE	VALUATION
77-0020	Charles Sieger	$ 166.60	$ 48,757

DESCRIPTION OF CONSTRUCTION

Pile & Grade beam — Single Family Res. 2 Story

☐ SEPTIC TANK
XXXXXX ☒ SEWER TAP

TYPE PERMIT	NUMBER	DATE	CONTRACTOR	TYPE PERMIT	NUMBER	DATE	CONTRACTOR
BUILDING 2444	36179	9/22/76	Ben Roszkowski	SEPTIC/SEWER	8946	10-4-76	[illegible]
ROOF 1700	37223	11-9-76	Zinkil	AIR/CONDITION	37098	11-18-76	Dolphin
ELECTRIC-BASIC (1-2)	11999	10-4-76	[illegible]	MECHANICAL			
ELECTRIC-SUPP.	12053	10-12-76	Brevard Crystal	SCREEN			
PLUMBING 340 NO. FIX. 17	8745	10-4-76	Pat Andrews	POOL			
L-P-DRY WALL				DRIVEWAY	38197	1-5-77	RANDALL PA[illegible]
FENCE				PATIO or WALK	38100	12-28-76	B. Roszkowski

NOTES: First Floor Elev =+7.0' MSL

1613-13

OWNER: | JOB ADDRESS:

CONSTRUCTION	DATE	PLUMBING	DATE	AIRCONDITIONING	DATE	NOTES
FOUNDATION		1st ROUGH 2nd ff	11-15-76 10-11-76	A/C HEAT DUCTS		
PILING		2nd ROUGH	11-22-76	DUCTS rough	Not 11-30-76 Not 11-24-76	
GRADE BEAM	10-14-76	~~Septic~~/SEWER	11-19-76	MECHANICAL		
SOIL		SEWER SKETCH	10-3-77			
SLAB-BLDG.	10-14-76	GREASE TRAP		FINAL	1-19-77	
PADS/COLUMNS		GAS				
11-3-76 NH TIE BEAM	10-21-76 10-22-76			FIRE BUREAU		
FRAMING	11-30-76	FINAL	1-13-77	SPEC. INSP.		
LATHING						
TIN CAP TILE	11-15-76	ELECTRIC	DATE	FINAL-ENG.	#18 1-18-77	
SCREEN ENCLOSURE		TEMPORARY POLE	10-4-76			
MATERIAL FINAL		ROUGH NH	11-23-76 12-3-76	UTILITIES		
POOL STEEL		SLAB		SEWER TAP X	3940	
CONC. SLAB/GRADE		TEMPORARY FINAL		BONDS		
C/A STRUCTURE	1-24-77			BLDG. FORM		c/o DATE: 1-25-77
		FINAL NH VG 1-21-77	1-11-77	ZONING FINAL	#18 1-18-77	rec'd by:

INSPECTION RECORD

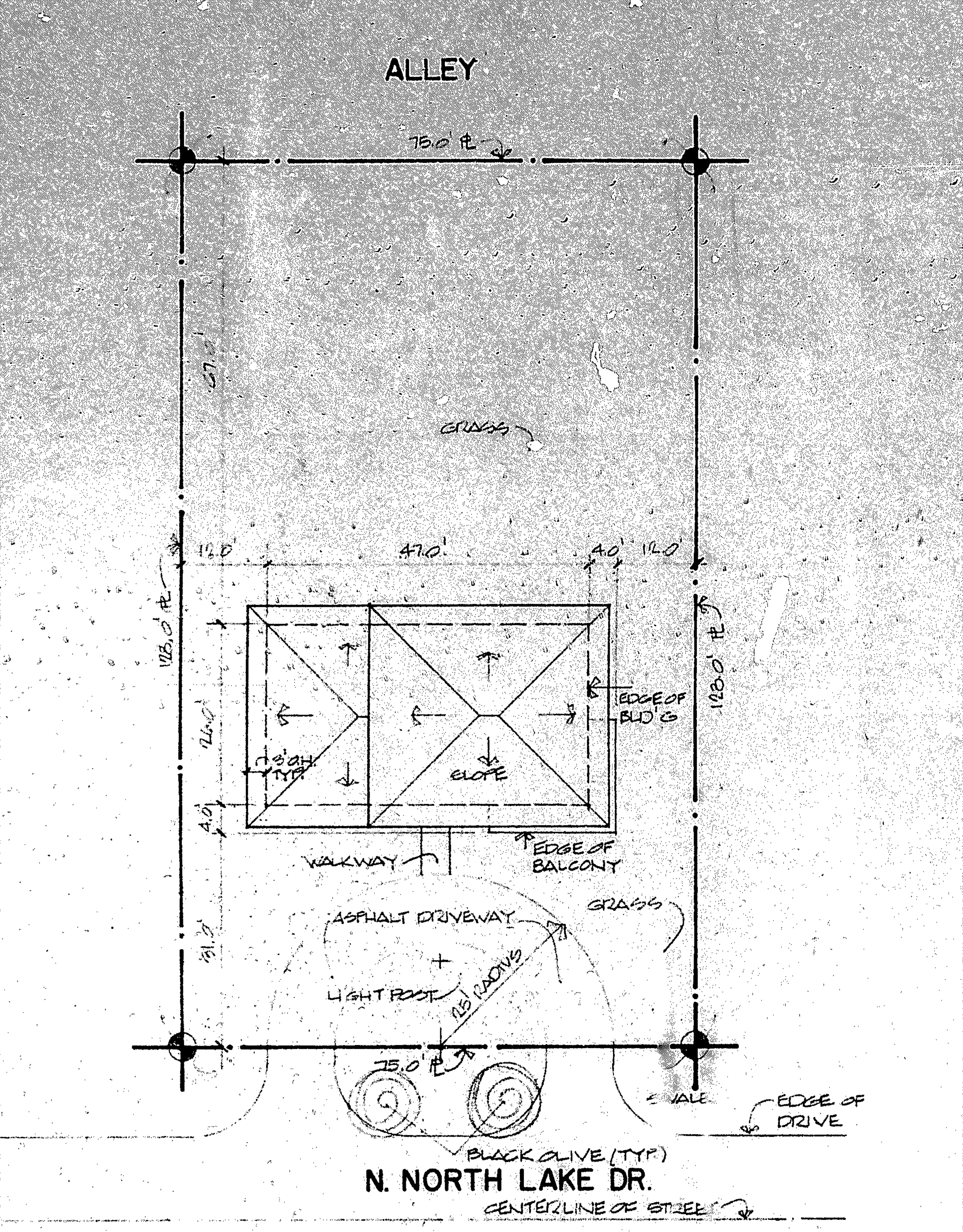

NORTH

SITE PLAN
SCALE 1/16" = 1'-0"

LEGAL:

LOTS 3 & 1/2 OF LOT 2, BLOCK 69 "HOLLYWOOD LAKES SECTION", PLAT BOOK 1, PAGE 32, OF THE PUBLIC RECORDS OF BROWARD COUNTY.

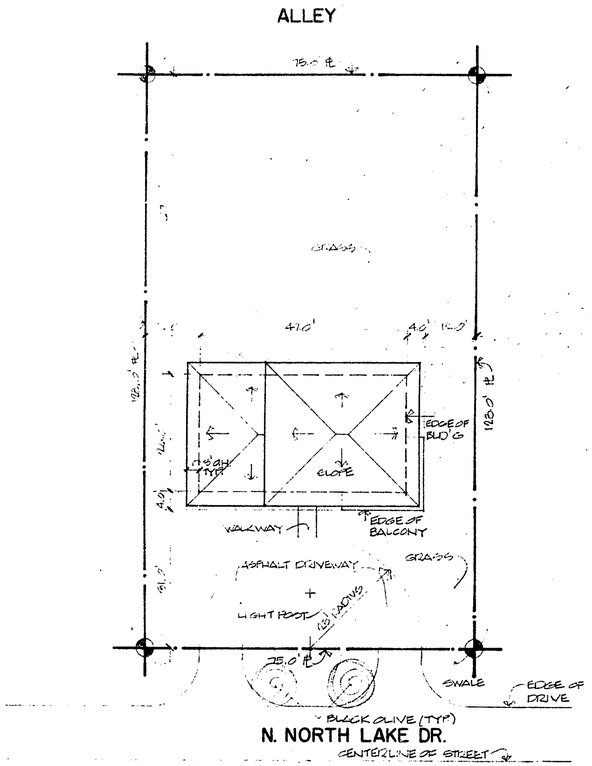

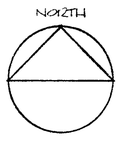

SITE PLAN
SCALE 1/16" = 1'-0"

LEGAL:

LOTS 3 & 1/2 OF LOT 12, BLOCK 69 "HOLLYWOOD LAKES SECTION", PLAT BOOK 1, PAGE 32, OF THE PUBLIC RECORDS OF BROWARD COUNTY.

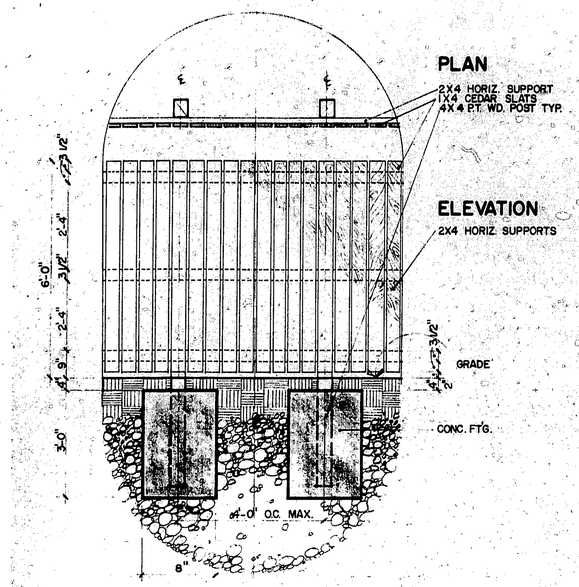

TYPICAL FENCE DETAIL
SCALE 1/2" = 1'-0"

ABBREVATION LEGEND

ACOUS.	ACOUSTIC
A.H.U.	AIR HANDLING UNIT
A.F.F.	ABOVE FINISHED FLOOR
AL.	ALUMINUM
BLD'G.	BUILDING
BM.	BEAM
CEIL.	CEILING
CEM.	CEMENT
CER.	CERAMIC
COL.	COLUMN
CONC.	CONCRETE
CONT.	CONTINUOUS
C.R.	CURTAIN ROD
D.O.	DITTO
E	ELEVATION
E.	ELECTRIC(AL)
E.S.P.	ELECTROSTATICALLY PAINTED
EXP.	EXPOSED
EXT.	EXTERIOR
FIN.	FINISHED
FL.	FLOOR
FLU.	FLOURESCENT
FT'G	FOOTING
G.	GAUGE
G.	GLASS
G.	GALLON
GALV. MTL.	GALVANIZED METAL
G.F.I.	GROUND FAULT INTERRUPTOR
H.W.H.	HOT WATER HEATER
LAV.	LAVATORY
MARB.	MARBLE
MED. CAB.	MEDICINE CABINET
MICA	FORMICA
M.R.	MOISTURE RESISTANT
N.T.S.	NOT TO SCALE
O.C.	ON CENTER
PL.	PLATE ; PLASTER
REF.	REFRIGERATOR
R. & S.	ROD AND SHELF
S.D.	SOAP DISH
SHT.	SHEET
S.S.	STAINLESS STEEL
SP.	SPRAYED
SUR. MTD.	SURFACE MOUNTED
TYP.	TYPICAL
W/	WITH
W/C	WATER CLOSET
WD.	WOOD
W.W.M.	WELDED WIRE MESH
℄	CENTER LINE
⊥	PROPERTY LINE
#	NUMBER

SYMBOL LEGEND

EL. DESIGNATION
UNIT TYPICAL
SHEET NUMBER

DIRECTION OF SECTION VIEW
SECTION DESIGNATION
SHEET NUMBER

DETAIL DESIGNATION
SHEET NUMBER

RESIDENCE FOR HOME TEC

Set #1
Home-Tec
1928 Tyler Street
Hollywood, Fla. 33020
Phone 921-6644

charles m. sieger architect a.i.a.
ARCHITECTURE - PLANNING
9595 N. KENDALL DRIVE MIAMI, FLORIDA 274-2702
UNIVERSAL ENGINEERING SERVICES INC.
16786 N.E. 4th PLACE N. MIAMI BEACH, FLORIDA 653-3511
MOSHE WEITZ P.E.

revisions

GRADE BEAM SCHEDULE

MARK	SIZE	REINFORCEMENT BOTTOM	REINFORCEMENT TOP	REINFORCEMENT C	REINFORCEMENT E	#3 STIRRUPS NO.	#3 STIRRUPS SPACING	REMARKS
GB-1	12/21x21	2#7	2#7	1#8			1@2", 10@3", 6@6" BAL@10	
GB-2		2#7	2#7	1#8				
GB-3		2#7+1#7	2#7					
GB-4		2#7	2#7	1#9				
GB-5		2#7	2#7	1#9				
GB-6		2#7	2#7					
GB-7		2#7	2#7				1@2", 7@6", BAL.@10"	
GB-8								
GB-9								
GB-10								
GB-11	12/27x18							
GB-12								
GB-13								
GB-14		2#7	2#7					
GB-15		2#7	2#7					

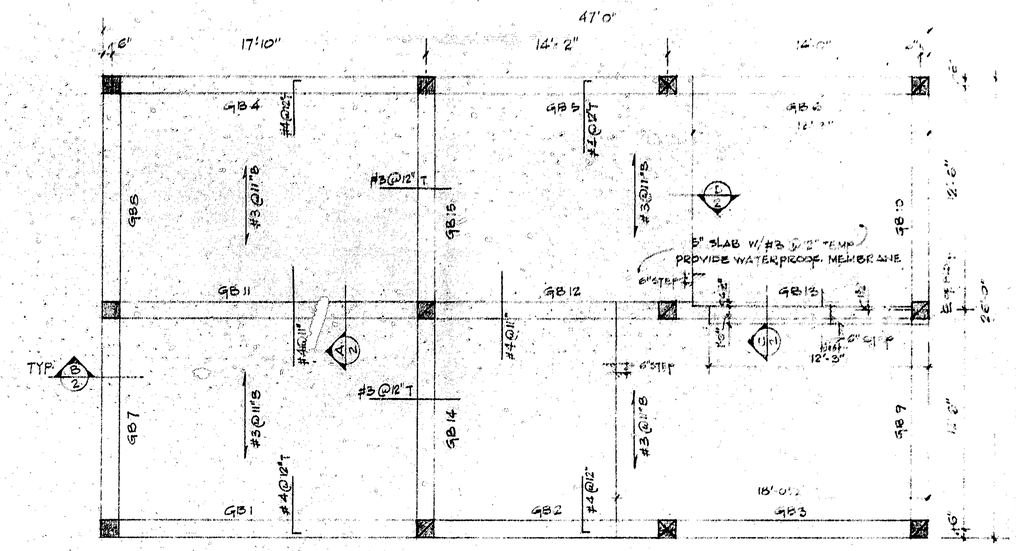

NOTE: INCREASE BEAMS' DEPTH TO ACCOMODATE CHANGES IN FLOOR ELEVATIONS

FOUNDATION PLAN (1/2)
SCALE: 1/4" = 1'-0"

PILE DESIGNATION

- 10"x10" CONC. PILE
- 12"x12" CONC. PILE
- 14"x14" CONC. PILE

SECTION AT SLAB AND BEAM, TYPICAL
DIAGRAM

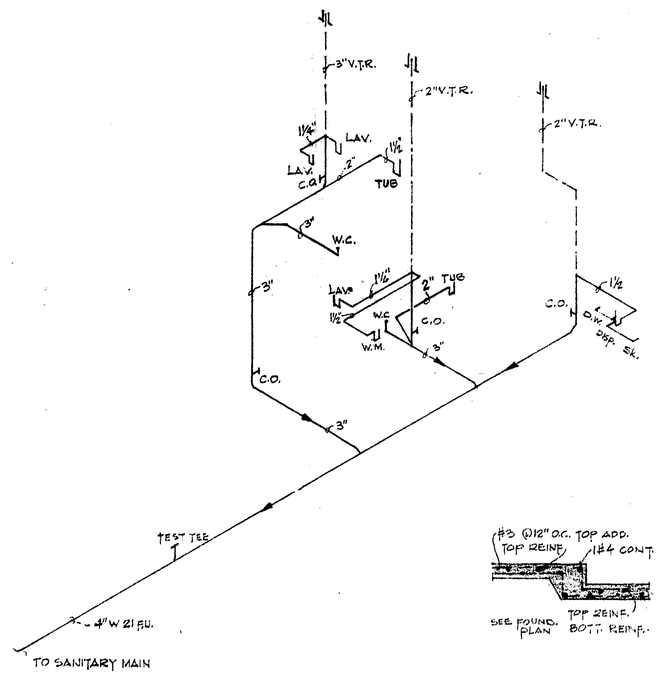

SANITARY RISER
DIAGRAM

SECTION D
SCALE: 1/2" 1'-0"

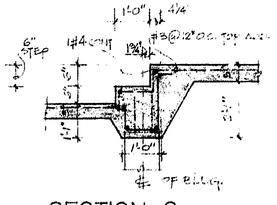

SECTION C
NO SCALE.

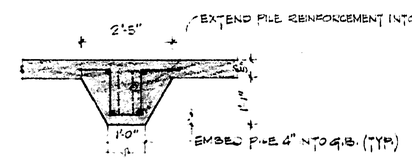

SECTION A
SCALE: 1/2" = 1'-0"

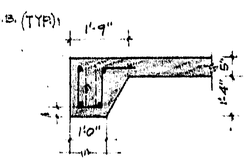

SECTION B
SCALE: 1/2" = 1'-0"

charles m. siegeer architect a.i.a.
ARCHITECTURE - PLANNING 9595 N. KENDALL DRIVE MIAMI, FLORIDA 274-2702
UNIVERSAL ENGINEERING SERVICES INC. MOSHE WEITZ P.E.
16786 N.E. 4th PLACE N. MIAMI BEACH, FLORIDA 653-3511

revisions

Home-Tec
1928 Tyler Street
Hollywood, Fla. 33020
Phone 921-6044

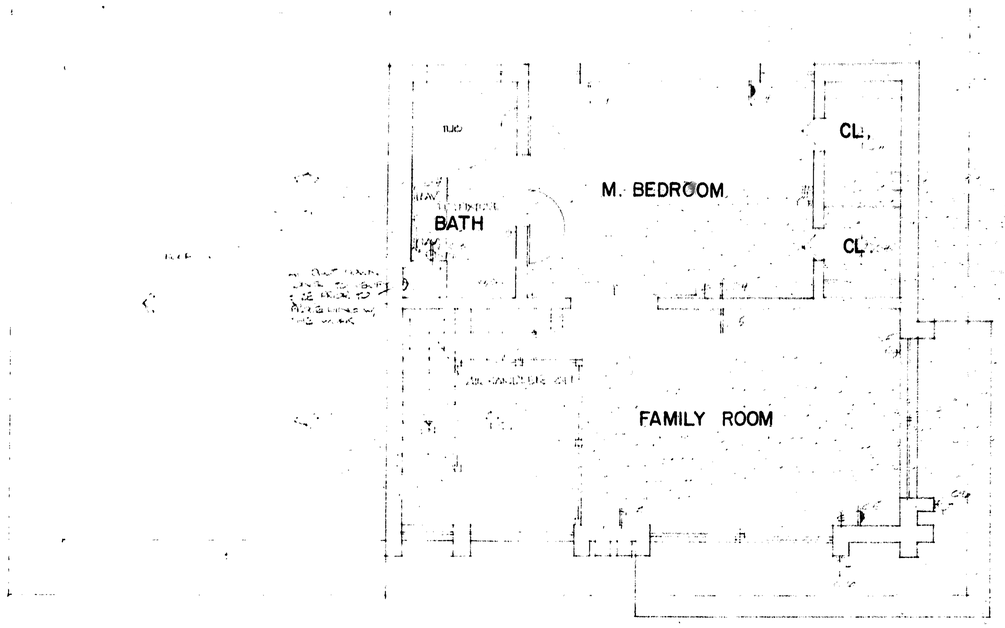

ELECTRICAL SECOND FLOOR PLAN
SCALE 1/4" = 1'-0"

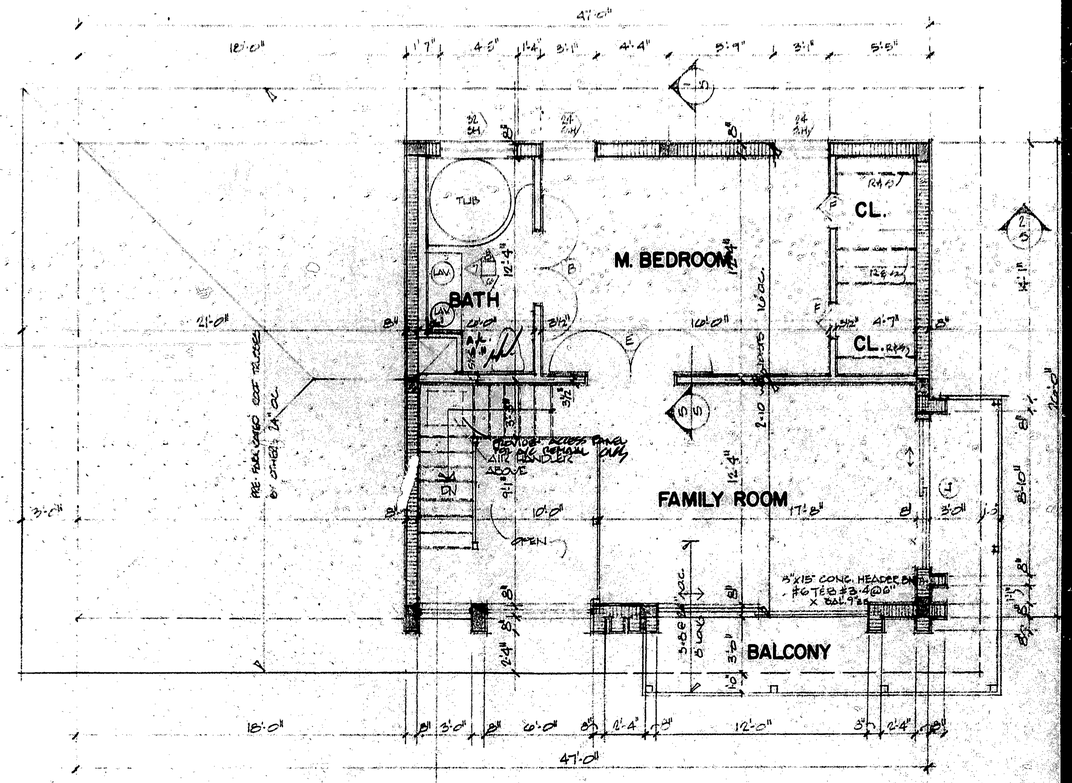

SECOND FLOOR PLAN
SCALE 1/4" = 1'-0"

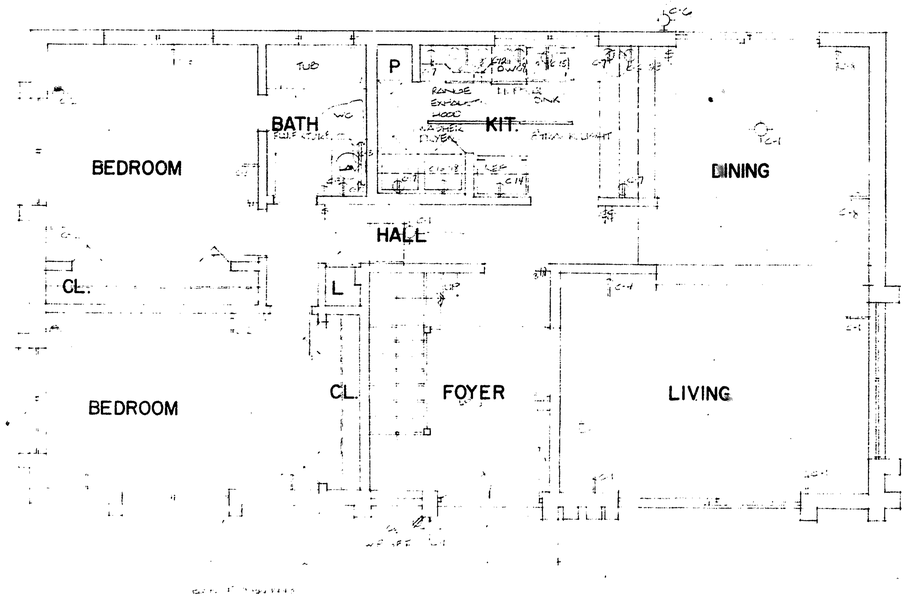

ELECTRICAL GROUND FLOOR PLAN
SCALE 1/4" = 1'-0"

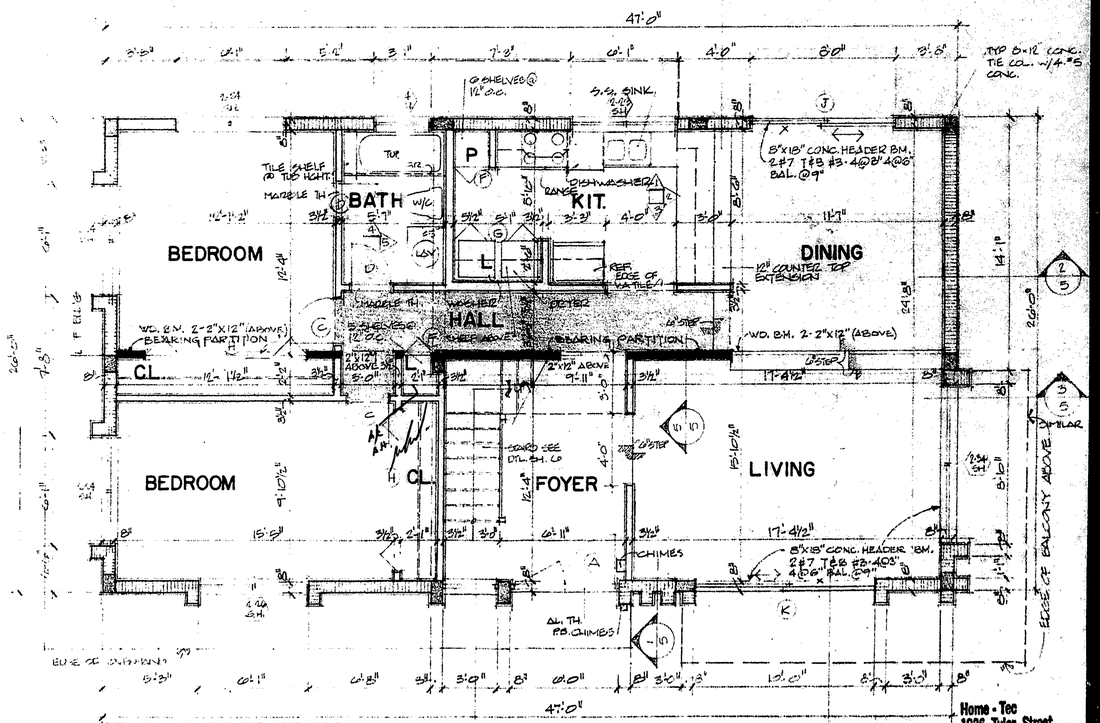

GROUND FLOOR PLAN
SCALE 1/4" = 1'-0"

Home - Tec
1926 Tyler Street
Hollywood, Fla. 33020
Phone 921-6644

revision:
5/18/76 3676

charles m. sieger architect a.i.a.
ARCHITECTURE - PLANNING
9595 N. KENDALL DRIVE MIAMI, FLORIDA 274-2702
UNIVERSAL ENGINEERING SERVICES INC. MOSHE WEITZ P.E.
16786 N.E. 4th PLACE N. MIAMI BEACH, FLORIDA 653-3511

5

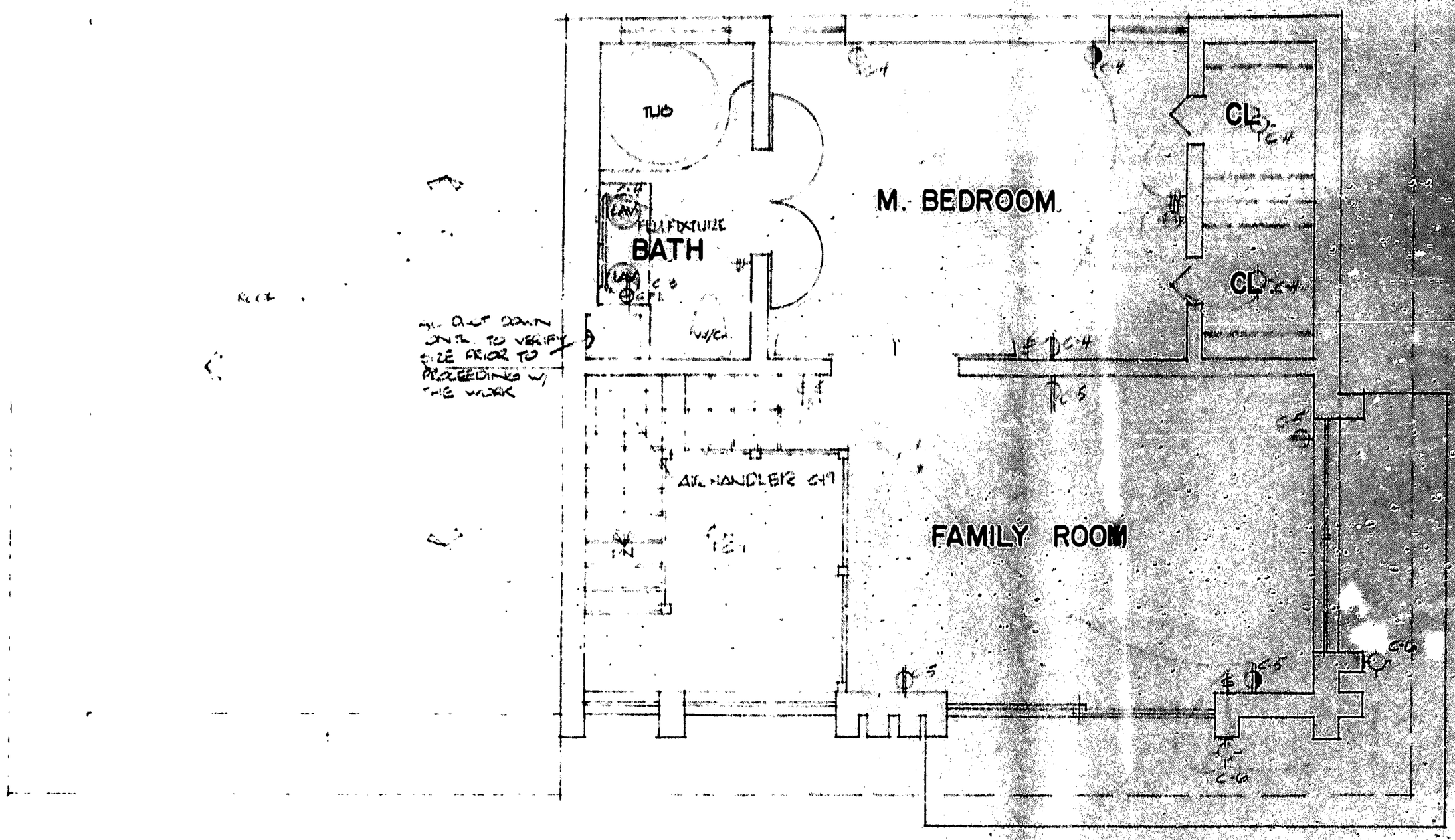

ELECTRICAL SECOND FLOOR PLAN
SCALE 1/4" = 1'-0"

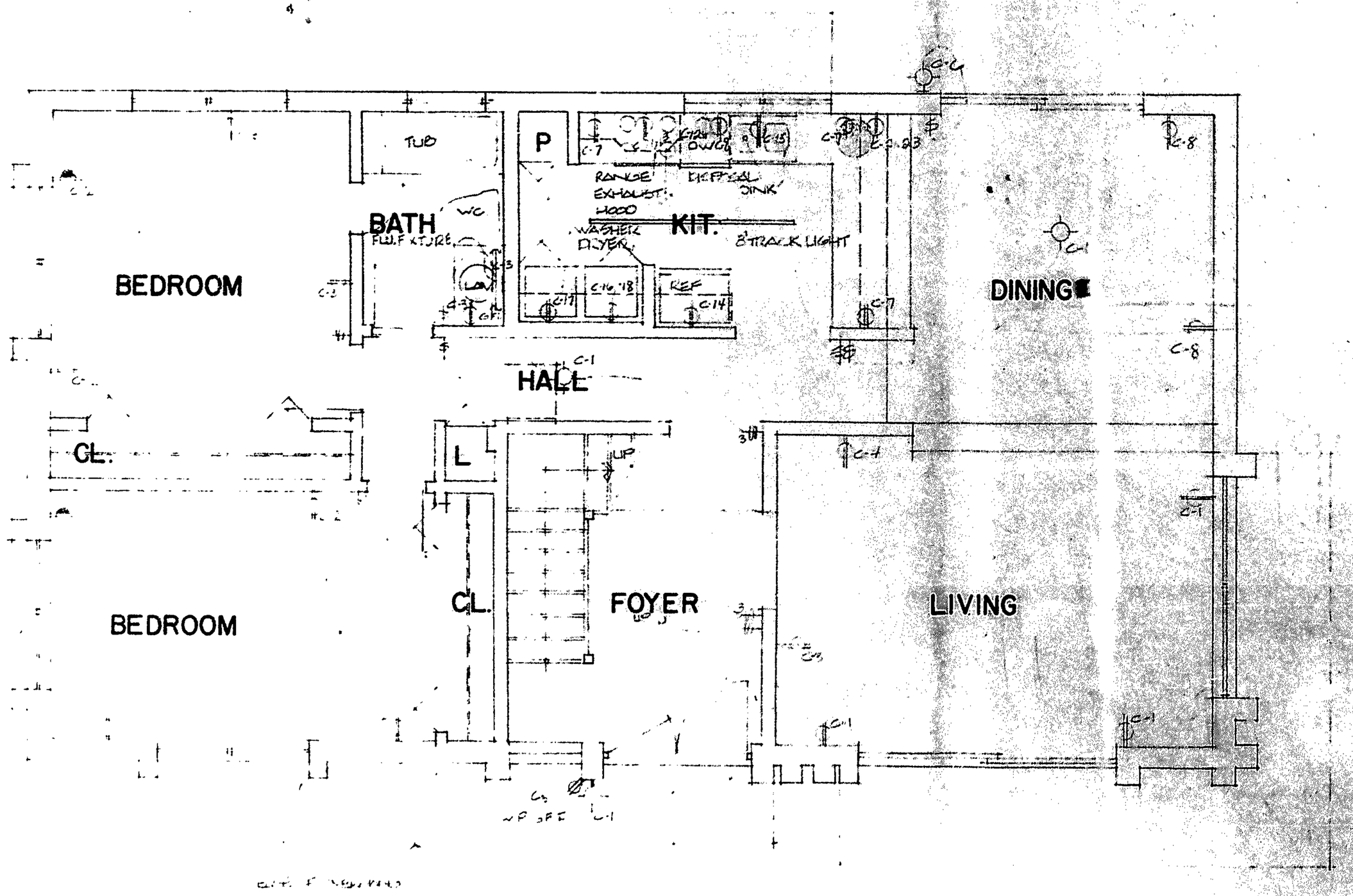

ELECTRICAL GROUND FLOOR PLAN
SCALE 1/4" = 1'-0"

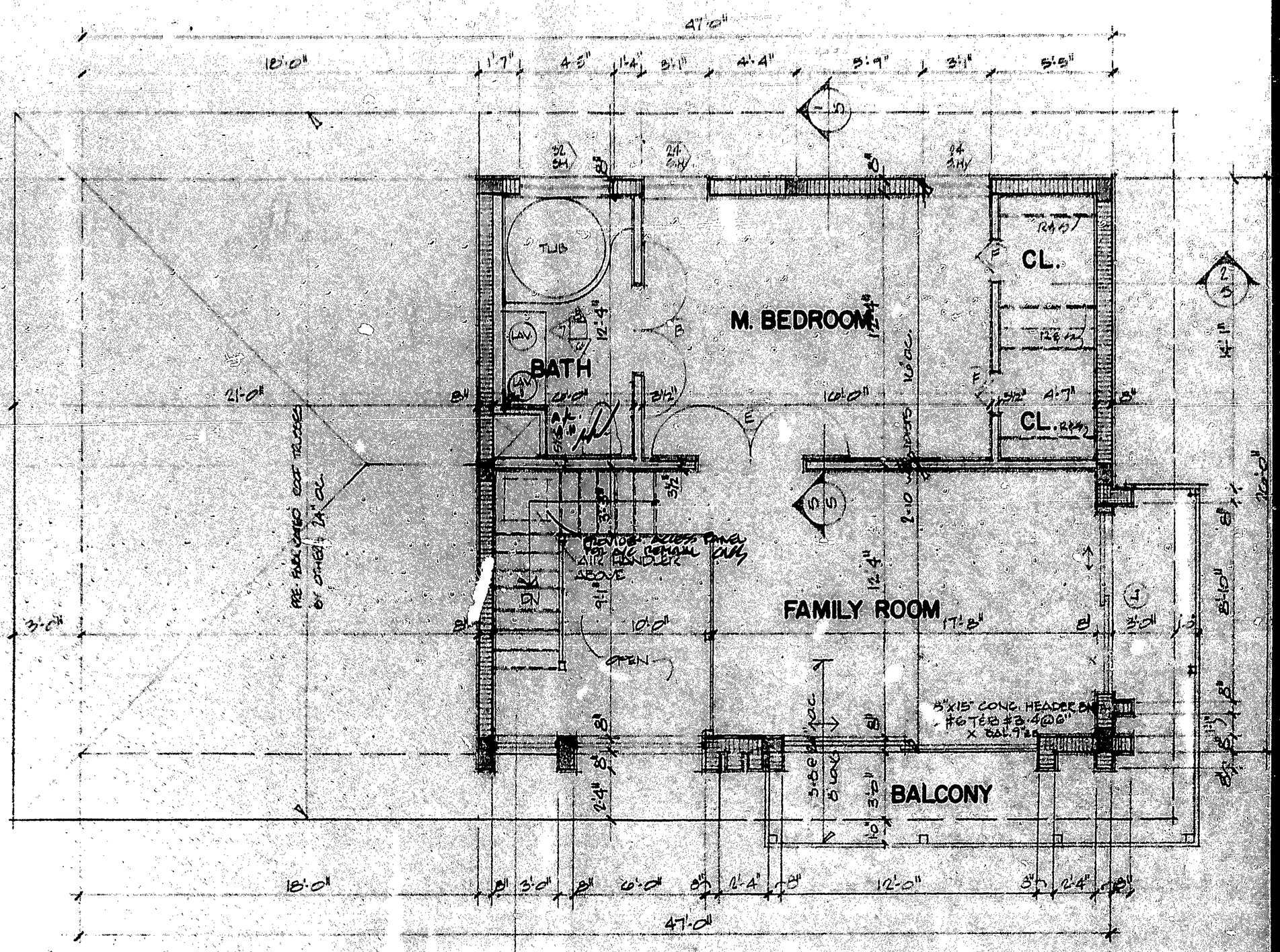

SECOND FLOOR PLAN
SCALE 1/4"=1'-0"

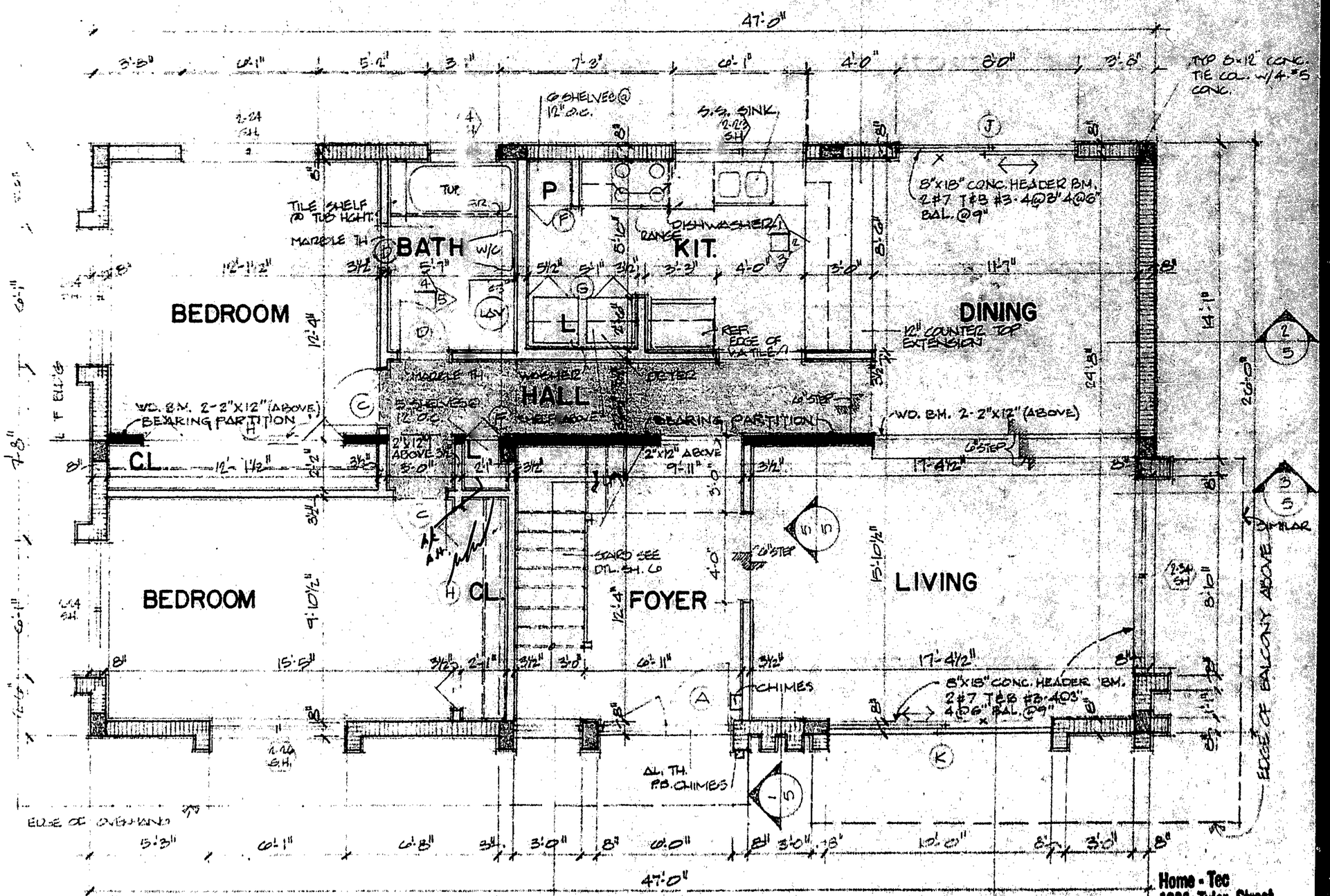

GROUND FLOOR PLAN
SCALE 1/4"=1'-0"

Home - Tec
1926 Tyler Street
Hollywood, Fla. 33020
Phone 921-6644

revision:
6/18/76 3676

charles m. sieger architect a.i.a.
ARCHITECTURE - PLANNING 9595 N. KENDALL DRIVE MIAMI, FLORIDA 274-2702
UNIVERSAL ENGINEERING SERVICES INC. MOSHE WEITZ P.E.
16786 N.E. 4th PLACE N. MIAMI BEACH, FLORIDA 653-3511

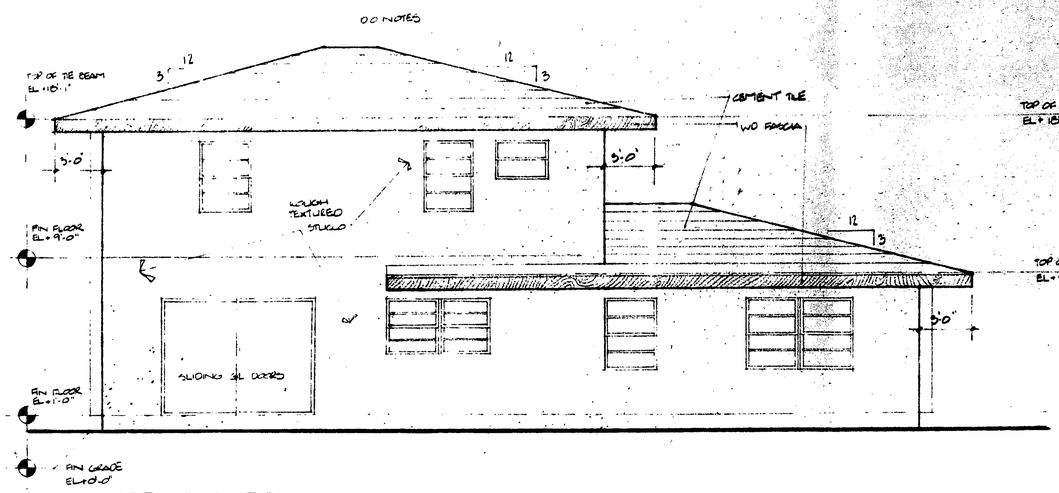

NORTH ELEVATION
SCALE 1/4"=1'-0"

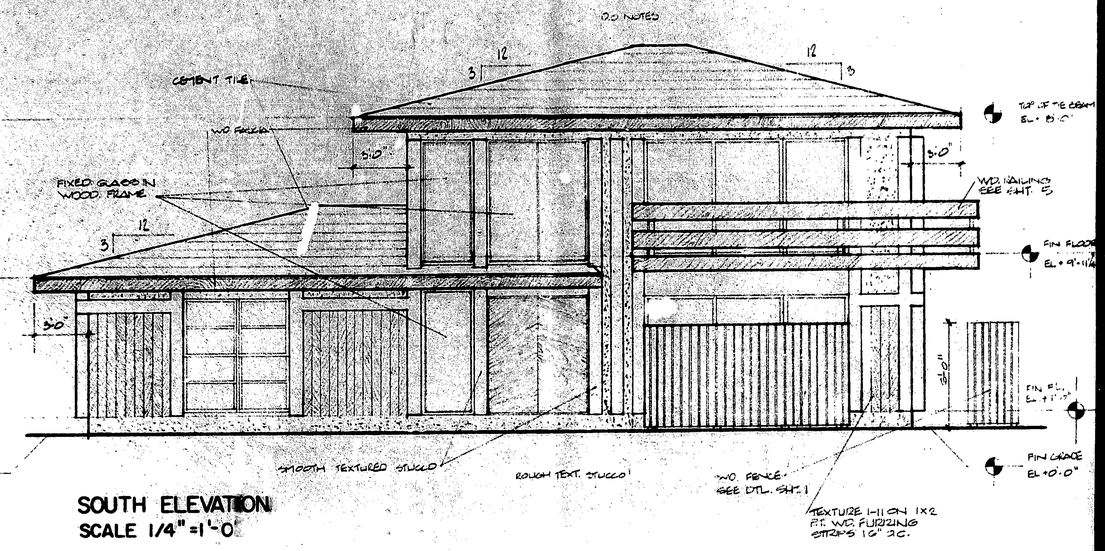

SOUTH ELEVATION
SCALE 1/4"=1'-0"

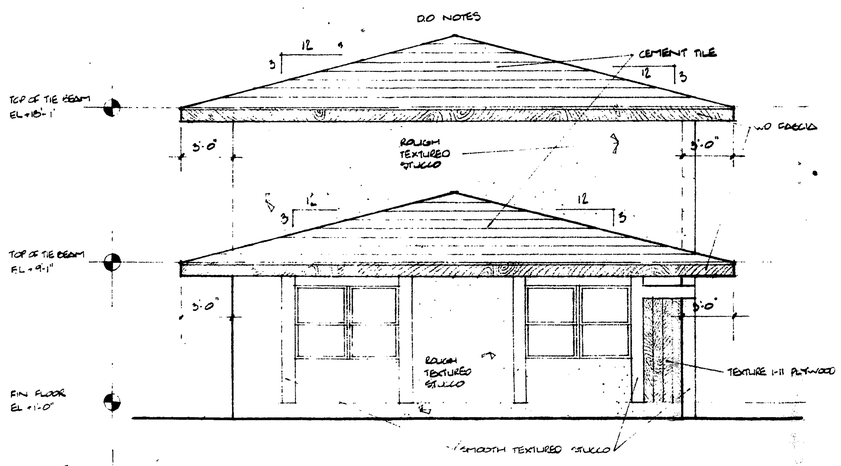

WEST ELEVATION
SCALE 1/4"=1'-0"

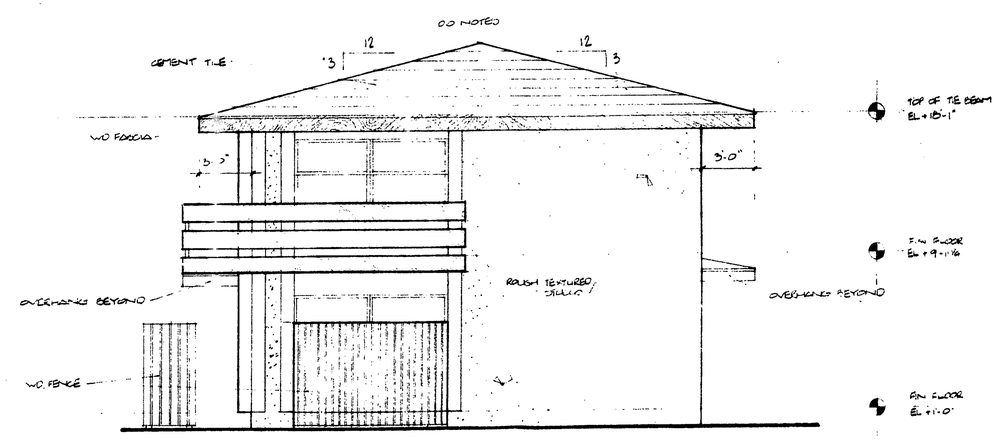

EAST ELEVATION
SCALE 1/4"=1'-0"

Home-Tec
1926 Tyler Street
Hollywood, Fla. 33020
Phone 921-6941

revisions

charles m. sieger architect a.i.a.
ARCHITECTURE - PLANNING 9595 N. KENDALL DRIVE MIAMI, FLORIDA 274-2702
UNIVERSAL ENGINEERING SERVICES INC. MOSHE WEITZ P.E.
16786 N.E. 4th PLACE N. MIAMI BEACH, FLORIDA 653-3511

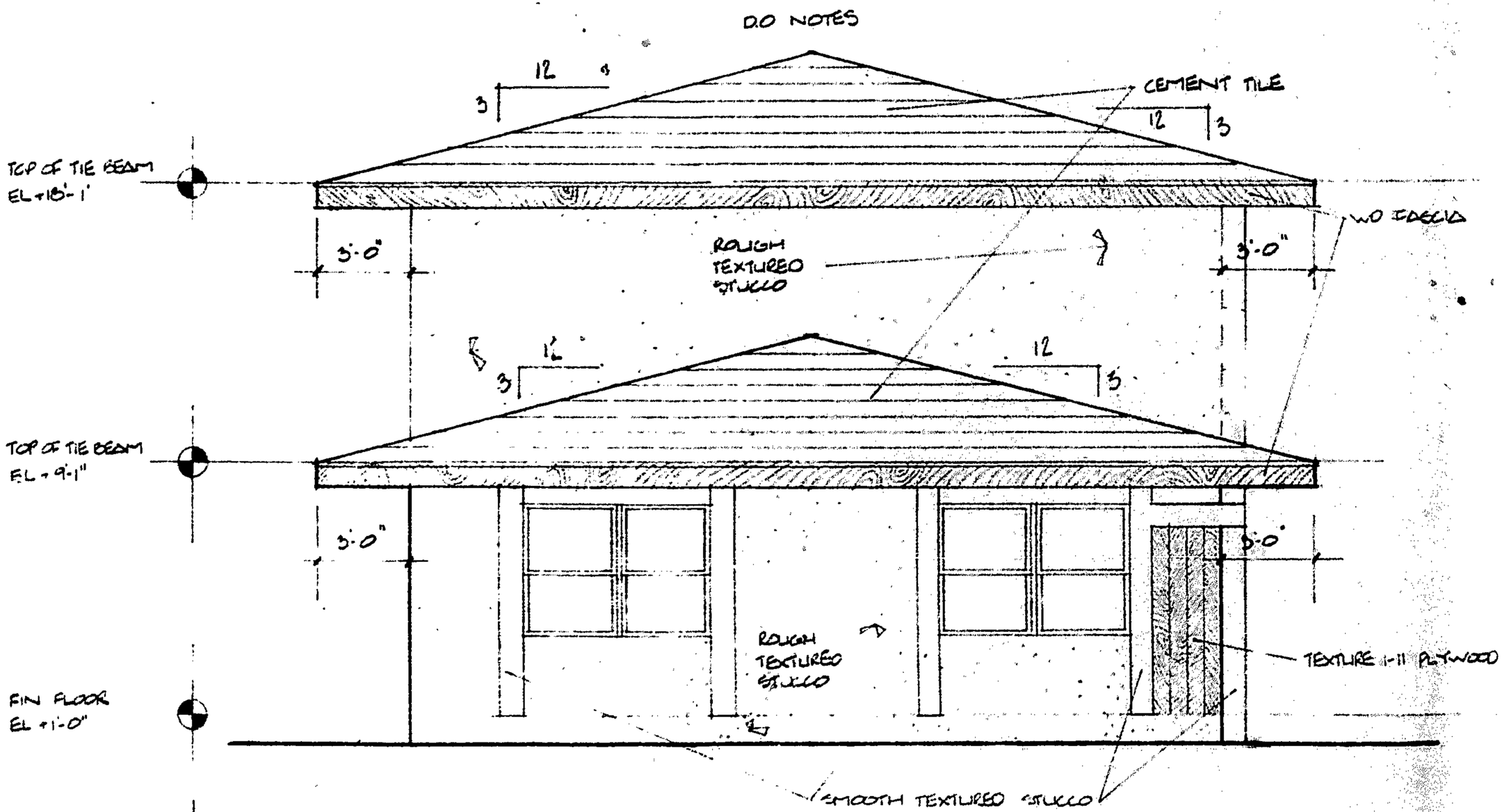

WEST ELEVATION
SCALE 1/4" = 1'-0"

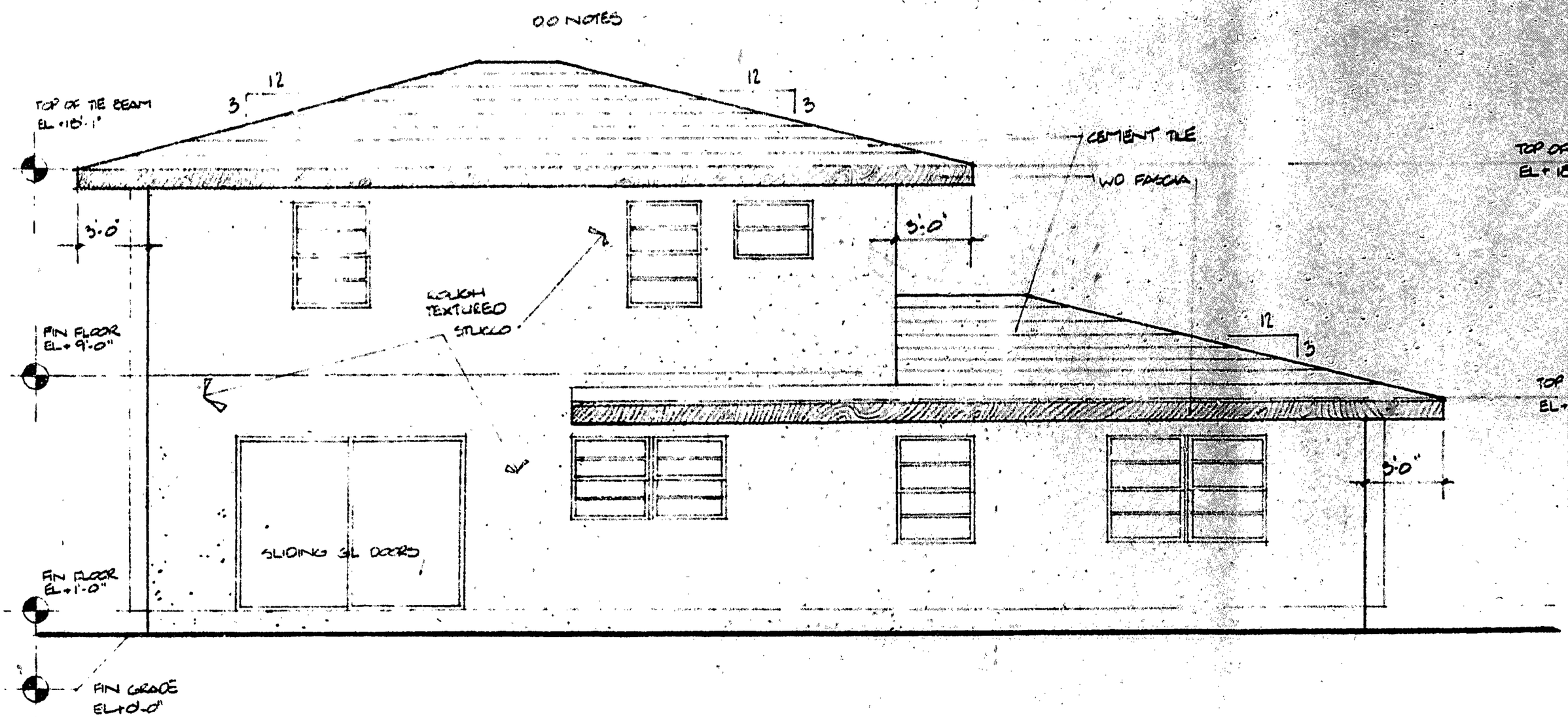

NORTH ELEVATION

SCALE 1/4" = 1'-0"

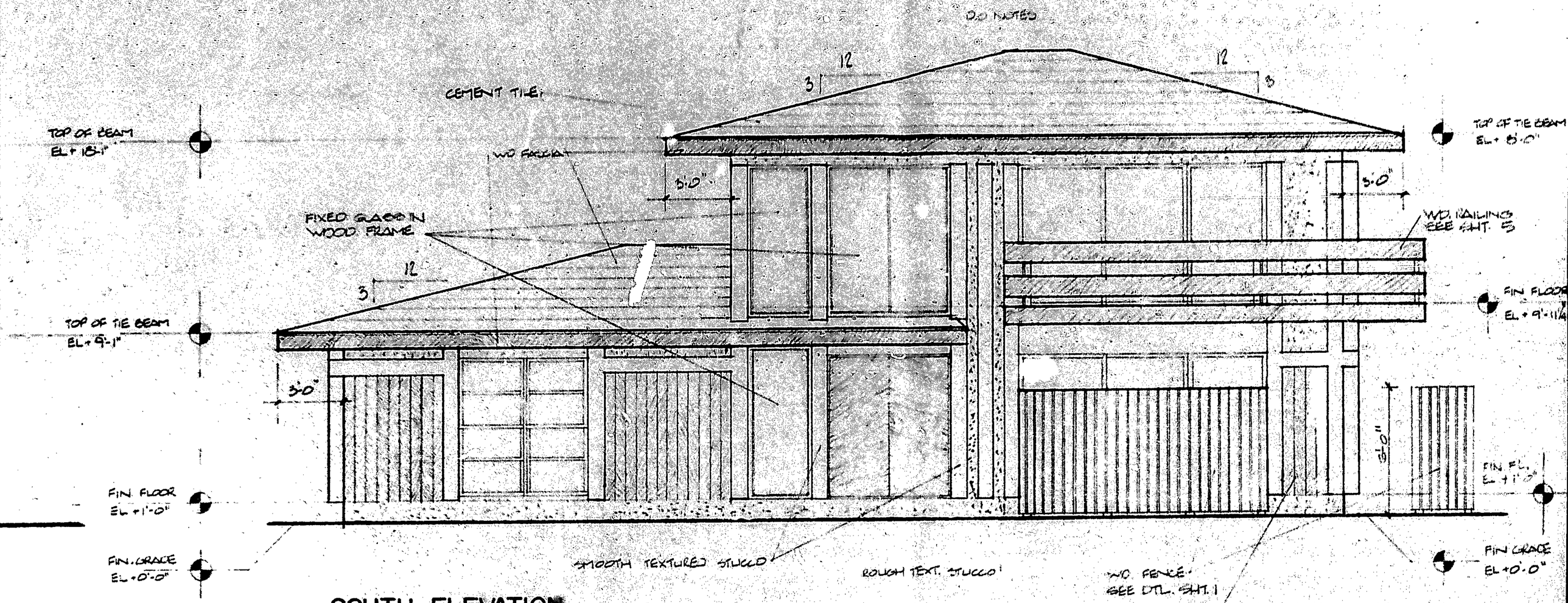

SOUTH ELEVATION
SCALE 1/4" = 1'-0"

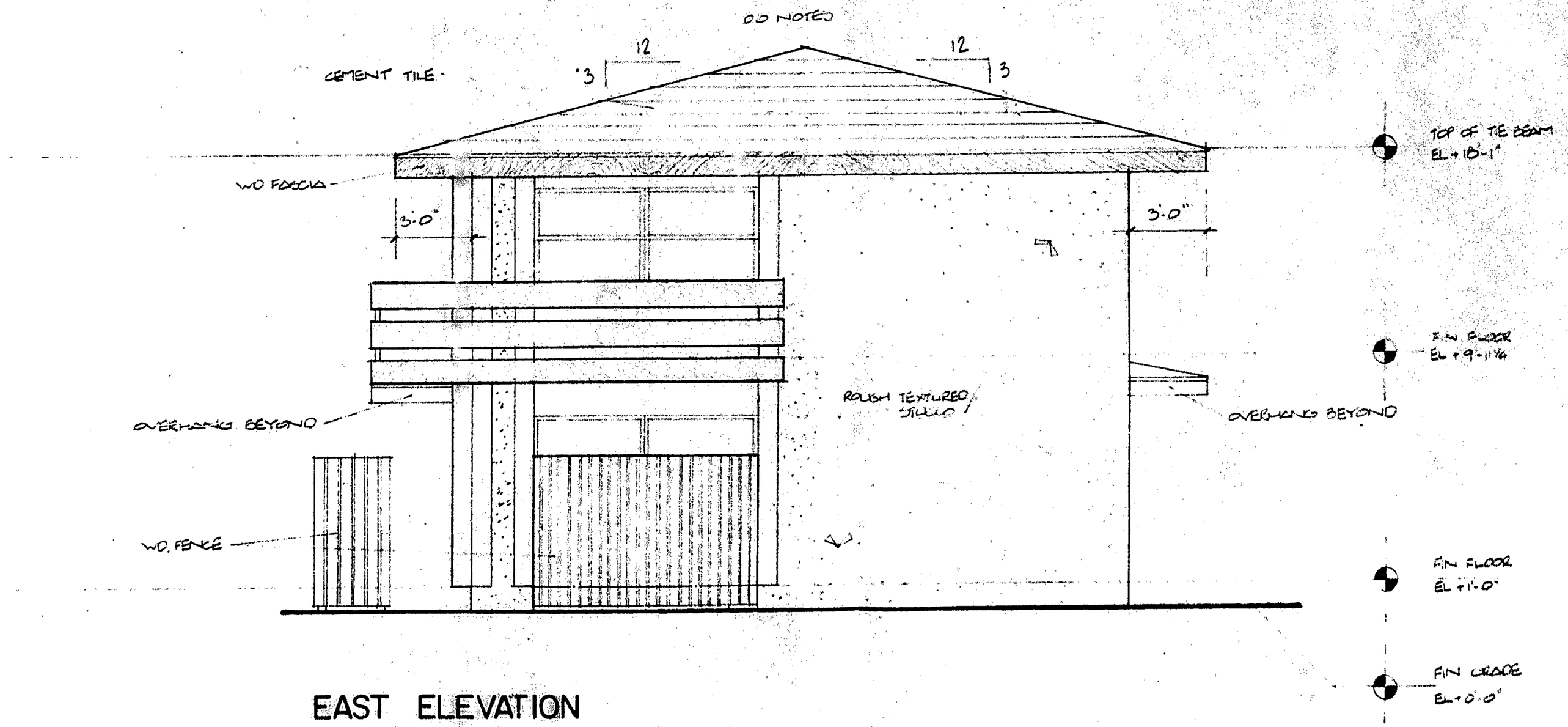

EAST ELEVATION

SCALE 1/4" = 1'-0"

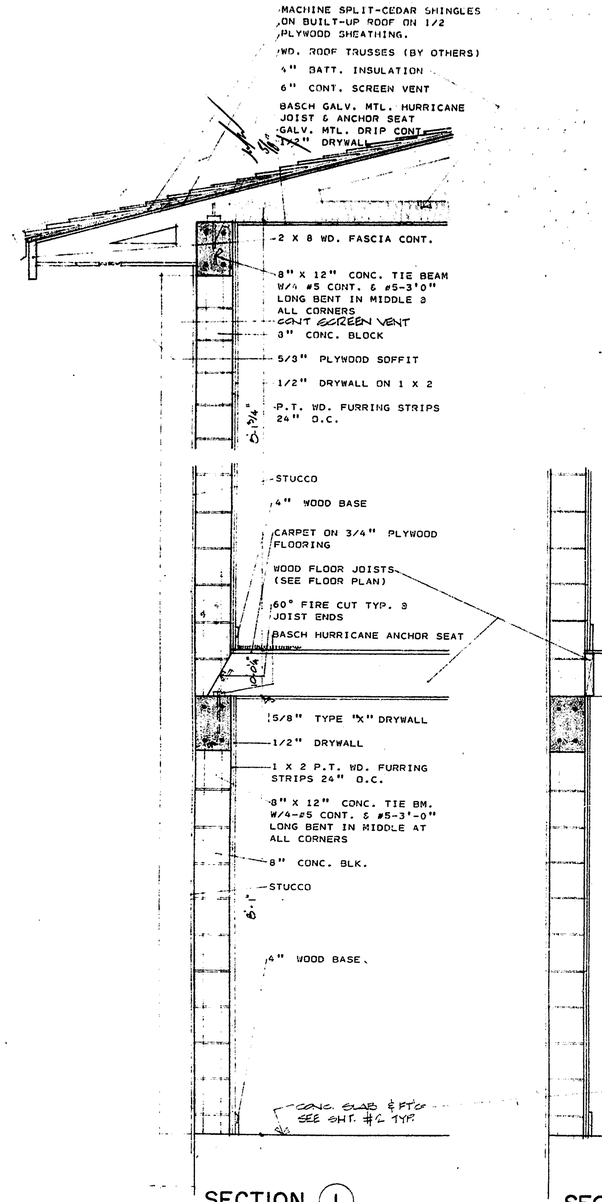

SECTION 1
SCALE 3/4"=1'-0"

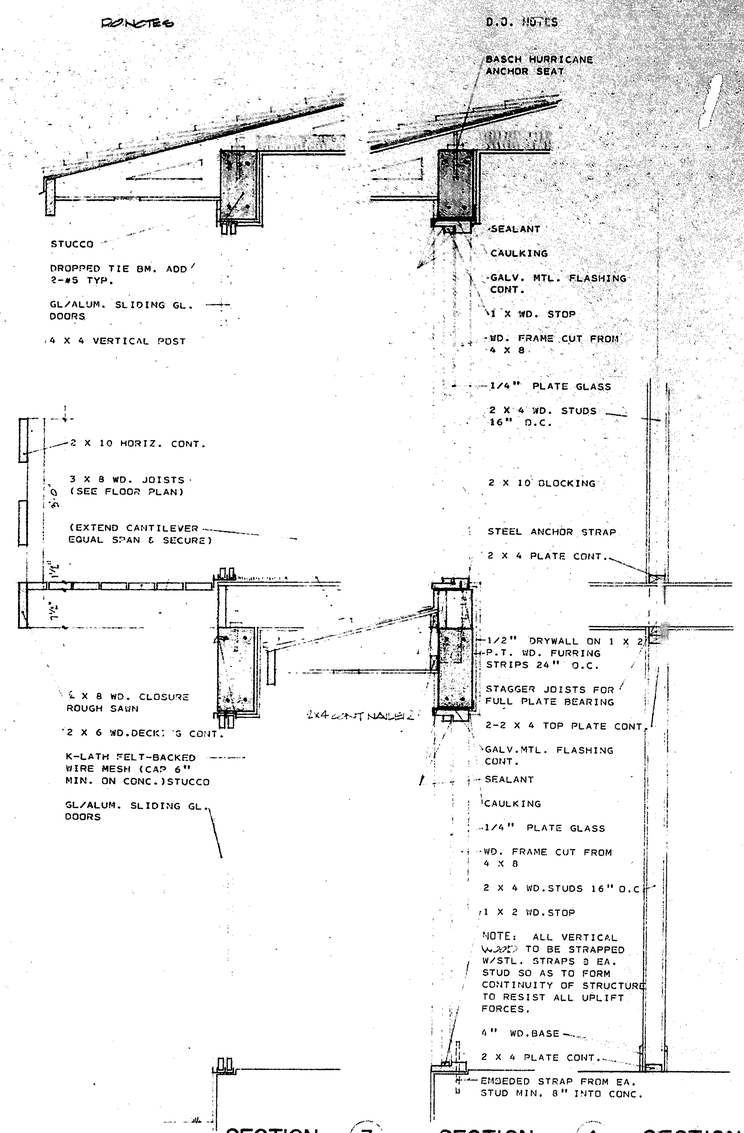

SECTION 2
SCALE 3/4"=1'-0"

SECTION 3
SCALE 3/4"=1'-0"

SECTION 4
SCALE 3/4"=1'-0"

SECTION 5
SCALE 3/4"=1'-0"

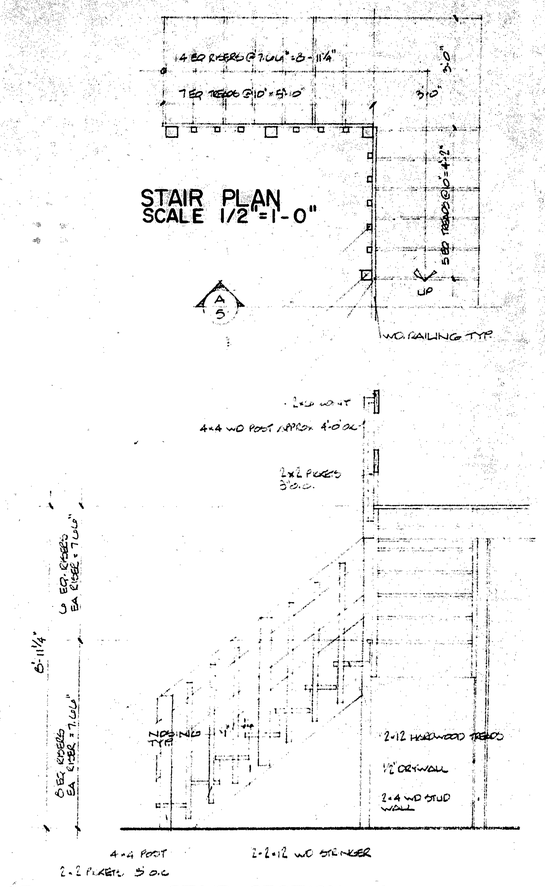

STAIR PLAN
SCALE 1/2"=1'-0"

STAIR SECTION A
SCALE 1/2"=1'-0"

Home-Tec
1926 Tyler Street
Hollywood, Fla. 33020
Phone 921-6644

revision:
1-1-76

sieger architect a.i.a.
9595 N. KENDALL DRIVE MIAMI, FLORIDA 274-2702

charles m. sieger
ARCHITECTURE - PLANNING

UNIVERSAL ENGINEERING SERVICES INC.
16786 N.E. 4th PLACE N. MIAMI BEACH, FLORIDA 653-3511
MOSHE WEITZ P.E.

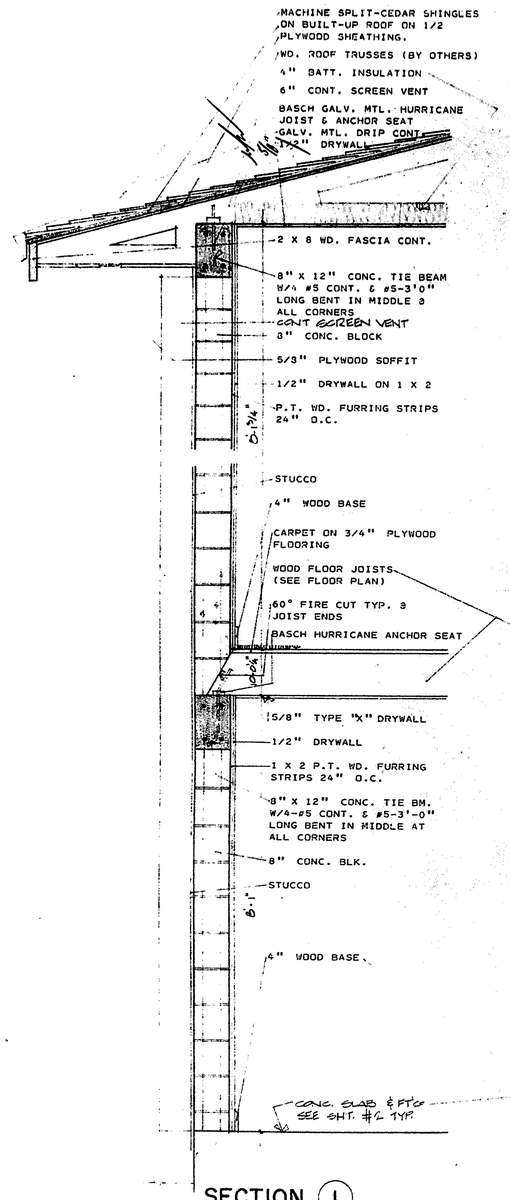

SECTION 1
SCALE 3/4"=1'-0"

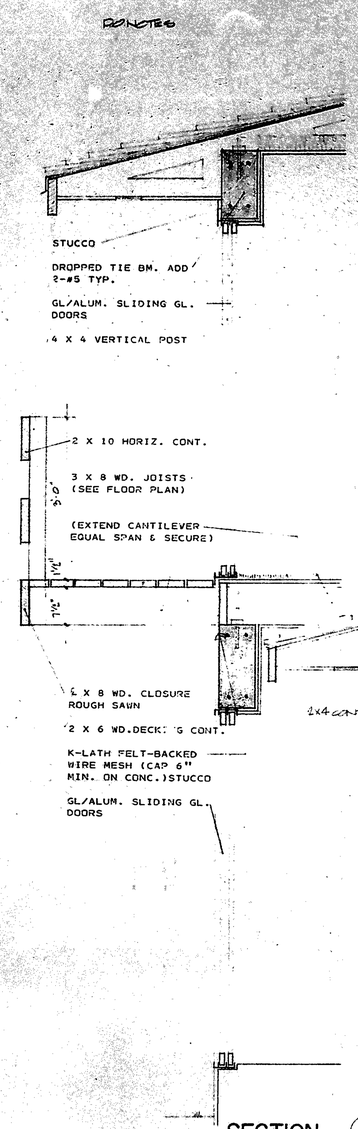

SECTION 2
SCALE 3/4"=1'-0"

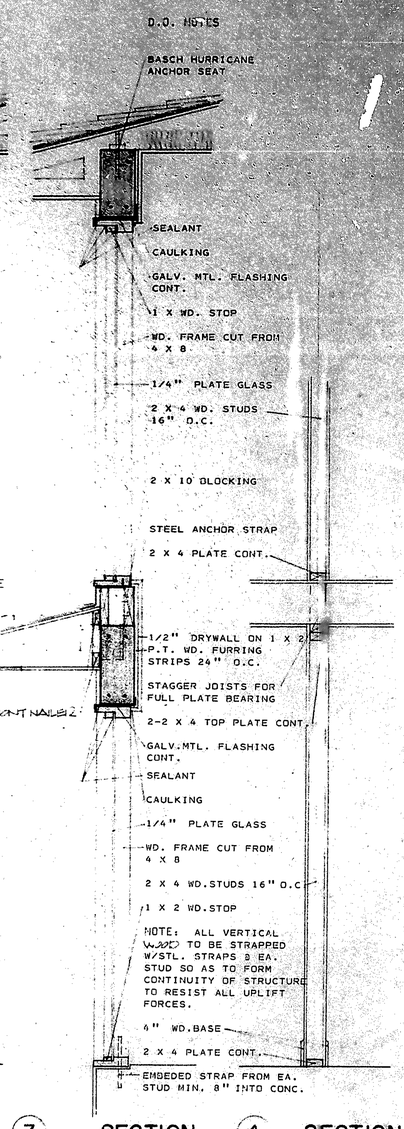

SECTION 3
SCALE 3/4"=1'-0"

SECTION 4
SCALE 3/4"=1'-0"

SECTION 5
SCALE 3/4"=1'-0"

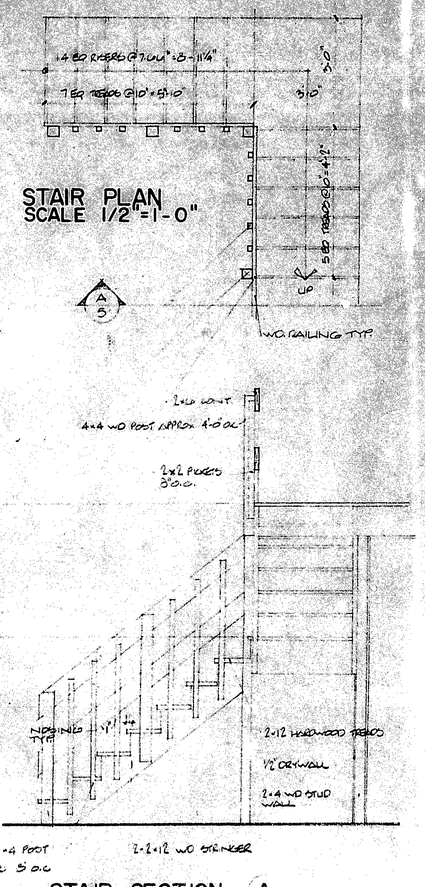

STAIR SECTION A
SCALE 1/2"=1'-0"

Home-Tec
1926 Tyler Street
Hollywood, Fla. 33020
Phone 921-6644

revision:

charles m. sieger architect a.i.a.
ARCHITECTURE - PLANNING
9595 N. KENDALL DRIVE MIAMI, FLORIDA 274-2702
UNIVERSAL ENGINEERING SERVICES INC.
16786 N.E. 4th PLACE N. MIAMI BEACH, FLORIDA 653-3511
MOSHE WEITZ P.E.

3

06001

GENERAL NOTES

NOTE: A/C CONTRACTOR TO SUBMIT SHOP DRAWINGS PRIOR TO PROCEEDING WITH THE WORK FOR DUCT SIZES, LAYOUT, ETC.

STRUCTURAL NOTES:

ALL REINFORCING STEEL SHALL BE NEW BILLET STEEL, CONFORMING TO ASTM A-615, GRADE 60.

UNLESS OTHERWISE NOTED, ALL DETAILING, FABRICATION, AND PLACING OF REINFORCING STEEL SHALL CONFORM TO THE MANUAL OF STANDARD PRACTICE FOR DETAILING REINFORCED CONCRETE STRUCTURES.

LAP ALL BARS AS PER ACI-318-71.

CONCRETE: 15 BE $F'_c = 3000$ PSI.

WIRE MESH REINFORCING SHALL LAP ONE FULL MESH PLUS 2" AND BE SECURELY WIRED AT EACH SIDE AND END.

MINIMUM COVER FOR REINFORCING STEEL UNLESS OTHERWISE NOTED SHALL BE:

A. CONCRETE DEPOSITED AGAINST THE GROUND------3"
B. WALLS EXPOSED TO THE WEATHER OR IN CONTACT WITH THE GROUND----------2"
C. WALLS NOT EXPOSED TO THE WEATHER OR IN CONTACT WITH THE GROUND----------3/4"
D. BEAMS (OVER MAIN REINFORCING)----------2"
E. SLAB ON GRADE----------3/4"
F. COLUMNS----------2"
G. STRUCTURAL SLABS----------3/4"

NOTE: ALL WOOD JOISTS AND WOOD BEAMS TO BE ANCHORED TO MASONRY WITH METROPOLITAN CODE OF DADE COUNTY APPROVED HURRICANE ANCHORS. TIMBER TO HAVE AN ALLOWABLE STRESS IN BENDING OF 1200 PSI AND ALLOWABLE STRESS IN SHEAR OF 80 PSI. BRIDGING AT SPACES NOT EXCEEDING 8' ON ALL JOIST CONSTRUCTION.

SOIL BEARING CAPACITY SHALL BE 2500 PSF TO BE VERIFIED BY AN APPROVED SOIL TESTING LABORATORY.

NOTE: ALL SHEATHING PLYWOOD 5/8" = 32/62 I.D. INDEX. ALL LUMBER TO BE 1000 PSI STRENGTH OR BETTER.

NOTE: INTERIOR PARTITIONS TO BE 1/2" DRYWALL ON BOTH SIDES OF 2 X 4 WOOD STUDS 24" O.C. @ SECOND FLOOR, 16" O.C. @ GROUND FLOOR.

BURGLAR INTRUSION WINDOWS AND BURGLAR INTRUSION HARDWARE

1. ALL LOCKS ON EXTERIOR DOORS SHALL BE CAPABLE OF RESISTING A FORCE OF 300 LBS. APPLIED IN ANY MOVABLE DIRECTION AND IN ACCORDANCE WITH RESISTANCE STANDARDS SET FORTH IN CHAPTER 8 OF THE METROPOLITAN CODE OF DADE COUNTY.

2. ALL SINGLE EXTERIOR SWING DOORS SHALL HAVE A LOCK TO BE KEY OPERATED FROM EXTERIOR WITH A MINIMUM OF 6000 POSSIBLE KEY CHANGES OR LOCKING COMBINATIONS. IF KEY-IN-THE-KNOB IS USED, THERE SHALL BE AN AUXILIARY SINGLE DEAD BOLT WITH HARDENED BOLT OR INSERTS.

3. SLIDING GLASS DOORS SHALL BE PROVIDED WITH SLIDING DOOR DEAD BOLTS, OR A BOLT OR A PIN NOT REMOVABLE OR OPERABLE FROM THE EXTERIOR, AT THE JAMB, SILL, HEAD OR MEETING MOULDINGS. THESE DOORS SHALL BE REINFORCED IN THE STRICK AND LOCK AREA TO MAINTAIN BOLT STRENGTH EFFECTIVENESS IF NECESSARY, AND SUCH DOORS SHALL HAVE NO SCREWS REMOVABLE FROM OUTSIDE WHICH FACILITATE READY ENTRY FROM OUTSIDE.

4. HINGES ON EXTERIOR OUTSWINGING DOORS SHALL HAVE NON-EXPOSED SCREWS AND NON REMOVABLE PINS.

5. GLASS IN EXTERIOR DOORS SHALL COMPLY WITH THE AMERICAN NATIONAL STANDARDS INSTITUTES Z97.1

6. SLIDING GLASS DOORS AND WINDOWS SHALL BE INSTALLED AND CONSTRUCTED SO THAT NO PANEL CAN BE LIFTED FROM THE TRACKS WHEN IN THE LOCKED POSITION, AND SO AS TO COMPLY WITH THE ARCHITECTURAL ALUMINUM MFGRS. ASSOC. STANDARD FOR FORCED ENTRY RESISTANCE, AAMA 1303.3.

7. FRONT MAIN ENTRANCE DOORS SHALL BE PROVIDED WITH A SCOPE OR VISION PANEL AND MULTIPLE POINT LOCKS ON INACTIVE LEAF.

8. WINDOWS TO BE PAN AMERICAN, WITH PRODUCTS CONTROL APPROVAL #4938-F (WINDOWS) AND #4389-R (DOORS), OR EQUAL.

FINISH SCHEDULE

ROOM	FLOOR	WALLS	CEILING	BASE	SILL	REMARKS
FOYER	*CONCRETE	DRYWALL	AC.PLASTER	4" WOOD	---	*TO RECEIVE CARPET
LIVING					---	
DINING					---	
FAMILY					---	
OBSERVATORY			DRYWALL		---	
BEDROOMS	*WOOD		AC.PLASTER		---	*TO RECEIVE CARPET
CLOSETS	*WOOD/CONC.		DRYWALL		---	*TO RECEIVE CARPET
LAUNDRY	V.ASB.TILE		DRYWALL			
HALL	*WOOD		AC.PLASTER		---	
KITCHEN	V.ASB.TILE		DRYWALL		MICA	
BATHS	CER.TILE	*CER.TILE *DRYWALL	DRYWALL	4" CER.TILE	MARBLE	6' HIGH @ TUB & SHOWER @ 4' ABOVE TUB ENCLOSURE
STAIRS	WOOD	---	---	---	---	(SEE DETAIL #)

DOOR SCHEDULE

MARK	TYPE	H.C.	S.C.	WIDTH	HEIGHT	THICK	FRAME MAT'L	DOOR MAT'L	THRESH	W/ STRIP	REMARKS
A	*HINGED		0	2'2"-8"	6'-8"	1 3/4"	WD.	WD.	AL.	VINYL	*PROVIDE PEEPHOLE IN ENTRY DOOR
B	HINGED		*	2'2"-10"	6'-8"	1 3/4"	WD.	WD/GL.			(*FRENCH DOORS)
C	HINGED	0		2'-6"	6'-8"	1 3/8"	WD.	WD.	---		
D	HINGED	0		2'-0"	6'-8"	1 3/8"	WD.	WD.	MARB.		
E	HINGED	0		2'2"-6"	6'-8"	1 3/8"	WD.	WD.	---		
F	LOUVERED BIFOLD			2'-0"	6'-8"	1 1/8"	--	WD.	TRACK		
G	LOUVERED BIFOLD			2'-6"	6'-8"	1 1/8"	--	WD.	TRACK		
H	LOUVERED BIFOLD			9'-0"	6'-8"	1 1/8"	--	WD.	TRACK		
J	LOUVERED BIFOLD			3'-0"	6'-8"	1 1/8"	--	WD.	TRACK		
K	LOUVERED BIFOLD			6'-0"	6'8"	1 1/8"	—	WD.	TRACK		
L	*SLIDING GLASS			5'-0"	4'-0"	---	AL.	AL/GL	TRACK	FELT	
M	*SLIDING GLASS			5'-0"	6'-8"	---	AL.	AL/GL	TRACK	FELT	*PROVIDE SLIDING DOOR SPRING ETC.
N	*SLIDING GLASS			9'-0"	6'-8"	---	AL.	AL/GL	TRACK	FELT	
P	*SLIDING GLASS			12'-0"	6'-8"	---	AL.	AL/GL	TRACK	FELT	

ELECTRICAL SCHEDULE

CIRCUIT NO.	BREAKER	WIRE		USE	AMPS L1	AMPS N	REMARKS
C1-6,25(A)	1P-15	#14		GENERAL LIGHTING-RECEPT.	21.0	21.0	
C7-9	1P-20	#12		SMALL APPLIANCE	9.0	9.0	
C11,13	2P-60	3#6		RANGE	33.0	25.0	
C12	1P-20	#12		DISHWASHER	4.5	4.5	
C14	1P-20	#12		REFRIGERATOR	3.0	3.0	
C15	1P-20	#12		GARBAGE DISPOSAL	3.0	3.0	
C16,18	2P-40	2#8,1#10		DRYER	22.5	22.5	
C17	1P-20	#12		WASHER	4.5	4.5	
C19,20	2P-60	2#6		A/C UNIT (AIR HANDLER & STRIP HTR.) (10 KW)	48.0	—	5 TON UNIT
C21,23	2P-20	#12		40 GAL.HOT WATER HEATER	12.5	—	
C22	1P-20	#12		SPARES	6.0	—	
				TOTAL	167.3 AMPS	90.5 AMP.	

21+9+4.5+3.0+3.0+4.5+12.5+6=63.5 AMPS.
50 @ 100% = 50 AMPS
12.5 @ 80% = 10.0 AMPS
60.0 AMPS+33.3+22.5+48=164.8 AMPS
USE 200 AMPS

(A) 3 G.F.I. CIRCUIT

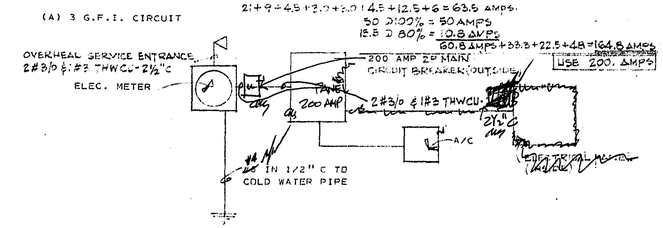

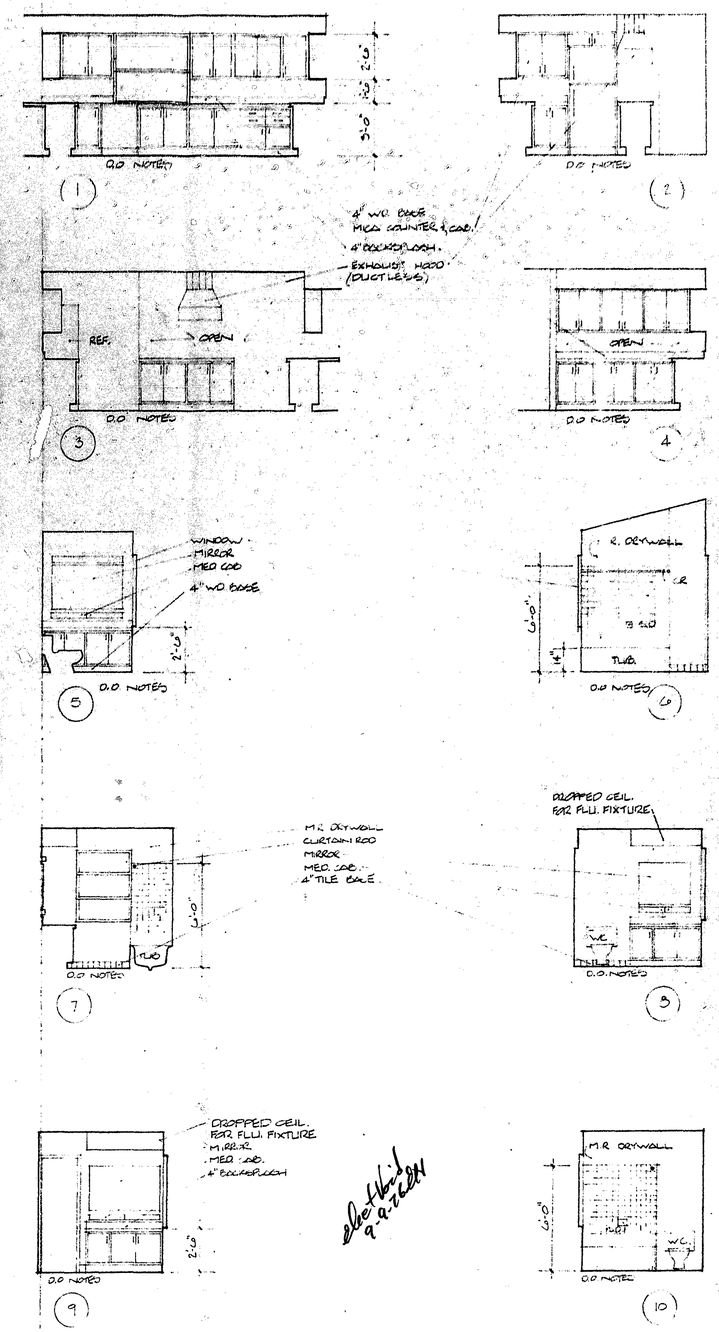

BATHROOM & KITCHEN ELEVATION
SCALE 1/4" = 1'-0"

charles m. sieger architect a.i.a.
ARCHITECTURE - PLANNING
UNIVERSAL ENGINEERING SERVICES INC.
16786 N.E. 4th PLACE · N. MIAMI BEACH, FLORIDA
9595 N. KENDALL DRIVE MIAMI, FLORIDA 274-2702
653-3511 MOSHE WEITZ P.E.

revision: 5/12/5576

Home-Tec
1926 Tyler Street
Hollywood, Fla. 33020
Phone 921-6644

JOB CARD

OWNER	JOB ADDRESS
HOME TEC	1345 N. Northlake Dr.

LEGAL DESCRIPTION	LOT NUMBER	BLOCK	SUBDIVISION OR ADDITION

MICROFILM NO.	ARCHITECT	FEE	VALUATION
		$ 6.00	$

DESCRIPTION OF CONSTRUCTION

1 Amplifier & 5 Speakers

☐ SEPTIC TANK
☐ SEWER TAP

TYPE PERMIT	NUMBER	DATE	CONTRACTOR	TYPE PERMIT	NUMBER	DATE	CONTRACTOR
BUILDING				SEPTIC/SEWER			
ROOF				AIR/CONDITION			
ELECTRIC-BASIC	12389	12/1/76	Alde Elct	MECHANICAL			
ELECTRIC-SUPP.				SCREEN			
PLUMBING NO. FIX.				POOL			
L-P-DRY WALL				DRIVEWAY			
FENCE				PATIO or WALK			

NOTES;

1613-13

JOB CARD

OWNER	JOB ADDRESS
Turillo	845 NN Lake Dr.

LEGAL DESCRIPTION	LOT NUMBER	BLOCK	SUBDIVISION OR ADDITION

MICROFILM NO.	ARCHITECT	FEE	VALUATION
		$ 20.00	$ 1500.

DESCRIPTION OF CONSTRUCTION

Replacement A/C 2½ ton

☐ SEPTIC TANK
☐ SEWER TAP

TYPE PERMIT	NUMBER	DATE	CONTRACTOR	TYPE PERMIT	NUMBER	DATE	CONTRACTOR
BUILDING				SEPTIC/SEWER			
ROOF				AIR/CONDITION	16141	7-26-84	Central A/C
ELECTRIC-BASIC				MECHANICAL			
ELECTRIC-SUPP.				SCREEN			
PLUMBING NO. FIX.				POOL			
L-P-DRY WALL				DRIVEWAY			
FENCE				PATIO or WALK			

NOTES: County Surcharge: .40

JOB CARD

OWNER	JOB ADDRESS
Tarallo	845 N. Northlake Dr.

LEGAL DESCRIPTION	LOT NUMBER	BLOCK	SUBDIVISION OR ADDITION

MICROFILM NO.	ARCHITECT	FEE	VALUATION
		$25.00	$ 899.00

DESCRIPTION OF CONSTRUCTION
250' of 60" high on side & back chain link fence

☐ SEPTIC TANK
☐ SEWER TAP

TYPE PERMIT	NUMBER	DATE	CONTRACTOR	TYPE PERMIT	NUMBER	DATE	CONTRACTOR
BUILDING				SEPTIC/SEWER			
ROOF				AIR/CONDITION			
ELECTRIC-BASIC				MECHANICAL			
ELECTRIC-SUPP.				SCREEN			
PLUMBING NO. FIX.				POOL			
L-P-DRY WALL				DRIVEWAY			
FENCE 250'	74071	3-22-82	Crescent Fence	PATIO or WALK			

NOTES: County surcharge: $.32

9 permits were found for

845 N NORTHLAKE DR

View	Process #	Permit #	Description	Appl. Date	Permit Date
Details		**E20-100501**	ELECTRICAL WORK	2/20/2020	**3/5/2020**
Details		**B17-105692**	ROW (RIGHT OF WAY) PERMIT (ENGIN & UTIL)	9/27/2017	**11/14/2017**
Details		**E16-102247**	ELECTRICAL WORK	9/13/2016	
Details		**B15-101613**	REROOF - COMPOSITION SHINGLES	3/31/2015	**3/31/2015**
Details		**P14-101041**	PLUMBING WORK	9/8/2014	**9/8/2014**
Details		**E13-102053**	ELECTRICAL WORK	2/24/2014	**2/24/2014**
Details		**B13-105279**	WINDOW &/OR DOOR REPLACEMENT	11/15/2013	**12/13/2013**
Details		**B13-104040**	ALTERATIONS-EXTERIOR & INTERIOR	8/29/2013	**1/24/2014**
Details		**B10-101601**	FENCE-CHAIN LINK &/OR WOOD	4/14/2010	

Permit Details

Process #:	Permit #: B13-104040	Master Permit: B13-104040
Status: EXPIRED		
List All Subpermits		

Site Information

Address: 845 N NORTHLAKE DR

Sub-division: HOLLYWOOD LAKES SECTION 1-32 B , LOT 2 E1/2,3 BLK 69

Lot: **Block:**

Folio#: 514214023850

Value: $10,000.00

Sq Ft: 0

Permit Information

Application Type: ALTERATIONS-EXTERIOR & INTERIOR
Job Name: INTERIOR BEAM AND BALCONY
Film Number:

Application Date: 8/29/2013
Permit Date: 1/24/2014
CO/CC Date: N/A
Total Fees: $976.13
Recorded Payments: $860.26
Balance: $115.87

Applicant / Contact Information

Name: HANDLEY,ANTHONY
Address: 1533 TYLER ST HOLLYWOOD, FL 33020

Property Owner Information

Name: HANDLEY,ANTHONY
Address: 1533 TYLER ST HOLLYWOOD, FL 33020

Contractor Information

Name:
Address:

4 subpermits were found for Master Permit

B13-104040

View	Process #	Permit #	Description	Appl. Date	Permit Date
Details		B15-101613	REROOF - COMPOSITION SHINGLES	3/31/2015	3/31/2015
Details		B17-105692	ROW (RIGHT OF WAY) PERMIT (ENGIN & UTIL)	9/27/2017	11/14/2017
Details		E13-102053	ELECTRICAL WORK	2/24/2014	2/24/2014
Details		P14-101041	PLUMBING WORK	9/8/2014	9/8/2014

Permit Details

Process #:	Permit #: B10-101601	Master Permit: B10-101601
Status: NULL AND VOID		
List All Subpermits		

Site Information

Address: 845 N NORTHLAKE DR	**Folio#:** 514214023850
Sub-division: HOLLYWOOD LAKES SECTION 1-32 B , LOT 2 E1/2,3 BLK 69	**Value:** $800.00
Lot: **Block:**	**Sq Ft:** 0

Permit Information

Application Type: FENCE-CHAIN LINK &/OR WOOD	**Application Date:** 4/14/2010
Job Name:	**Permit Date:**
Film Number:	**CO/CC Date:** N/A
	Total Fees:
	Recorded Payments:
	Balance:

Applicant / Contact Information

Name: HANDLEY,ANTHONY
Address: 845 N NORTHLAKE DR HOLLYWOOD FL33019

Property Owner Information

Name: HANDLEY,ANTHONY
Address: 845 N NORTHLAKE DR HOLLYWOOD FL33019

Contractor Information

Name:
Address: