

SECTION NO.: 86030
PERMIT NO.: 2018-C-491-00007
AGREEMENT NO.: 20190313
COUNTY: Broward
S.R. No.: SR A1A & Garfield Street, City of
Hollywood

FLORIDA DEPARTMENT OF TRANSPORTATION - DISTRICT FOUR
MAINTENANCE MEMORANDUM OF AGREEMENT

This **AGREEMENT**, made and entered into this _____ day of _____, 2019, by and between the **STATE OF FLORIDA DEPARTMENT OF TRANSPORTATION**, a component agency of the State of Florida, hereinafter called the **DEPARTMENT**, and **City of Hollywood**, a municipal corporation existing under the Laws of Florida, hereinafter called the **AGENCY**.

WITNESSETH:

WHEREAS, the **DEPARTMENT** has jurisdiction over State Road A1A; and

WHEREAS, the **DEPARTMENT** seeks to install and have maintained by the **AGENCY** certain highway **IMPROVEMENTS**; and

WHEREAS, as part of the continual updating of the State of Florida Highway System, the **DEPARTMENT**, for the purpose of safety, protection of the investment and other reasons, has constructed and does maintain State Road A1A at Garfield Street (within the limits of the **AGENCY**); and

WHEREAS, it is the intent of the **AGENCY** and the **DEPARTMENT** that the **AGENCY** shall maintain the black color coated painted mast arm assemblies (includes upright pole and arm), within the project limits under Permit Number: 2018-C-491-00007 at the intersection of State Road A1A & Garfield Street from Mile Post 2.556 to Mile Post 2.536; hereinafter called **IMPROVEMENTS**; and

WHEREAS, Broward County as operator of the Broward County signal hereby acknowledges the **IMPROVEMENTS** described herein (see exhibit C); and

WHEREAS, the Project involves the scope of work as described within **Exhibit A** (Project Location and Location Map) and **Exhibit B** (Signalization Plans), which will benefit the **AGENCY**; and

WHEREAS, the parties hereto mutually recognize the need for entering into an **AGREEMENT** designation and setting forth the responsibilities of each party; and

WHEREAS, the **AGENCY** by Resolution No. _____ dated _____, 2019, attached hereto and by this reference made a part hereof, desires to enter into this **AGREEMENT** and authorizes its officers to do so;

NOW THEREFORE, for and in consideration of the mutual benefits to flow each to the other, the parties covenant and agree as follows:

1. The recitals set forth above are true and correct and are deemed incorporated herein.
2. INSTALLATION OF FACILITIES

SECTION NO.: 86030
PERMIT NO.: 2018-C-491-00007
AGREEMENT NO.: 20190313
COUNTY: Broward
S.R. No.: SR A1A & Garfield Street, City of Hollywood

The **AGENCY** shall construct and maintain under Permit Number 2018-C-491-00007 the **IMPROVEMENTS** as detailed in **Exhibit A** and **Exhibit B**, which will benefit the **AGENCY**.

3. MAINTENANCE OF FACILITIES

A. The **AGENCY** agrees to maintain the **IMPROVEMENTS** as provided herein. Maintenance by the **AGENCY** will include repair, restoration, and general maintenance of the black color coated painted mast arm assemblies (includes upright pole and arm) within the project limits. Non-standard items are defined as items requested by the **AGENCY** that are not defined in the **DEPARTMENT'S** Design Standards. This includes the **IMPROVEMENTS** within the project limits as referenced in **Exhibit A**.

- 1) The **AGENCY** shall be solely responsible for the maintenance and preservation of the **IMPROVEMENTS** within the project limits. The **AGENCY** shall inspect the painted color coatings on a yearly basis. All Maintenance or restoration activities shall be performed in accordance with a Maintenance Plan, as approved by the **DEPARTMENT**, as per the requirements in **Exhibit D** (Maintenance Plan Requirements).
- 2) The above-named functions to be performed by the **AGENCY** may be subject to periodic inspections by the **DEPARTMENT** at the discretion of the **DEPARTMENT**. Such inspection findings will be shared with the **AGENCY** and shall be the basis of all decisions regarding, reworking or **AGREEMENT** termination. The **AGENCY** shall not change or deviate from the **AGENCY's** approved Maintenance Plan as referenced in **Exhibit D** without written approval from the **DEPARTMENT**.
- 3) The **AGENCY** shall be solely responsible for any damages to surrounding property, real estate, vehicles, pedestrians, attachments to the light poles, or other assets occurring as a result of maintaining the painted color coating operations and shall repair such damage to the satisfaction of the **DEPARTMENT** at no expense to the **DEPARTMENT**.

B. It is understood and agreed by the parties that upon "final acceptance" (as that term is described in the Standard Specifications for Roadway and Bridge Construction, as amended by contract documents section 5-11) by the **DEPARTMENT** of the Project and Notice thereof to the **AGENCY**, the **AGENCY** shall be responsible for maintenance of the Project in accordance with the following Federally and State accepted standards (current editions at the time of execution and all amendments thereafter) of this **AGREEMENT** and any amendments hereafter) and all costs related thereto: (a) FDOT Design Manual (FDM), (b) FDOT Plans Preparation Manual (PPM), (c) Florida Green Book, (d) Standard Specifications for Roadway and Bridge Construction, (e) FDOT Design Standards, (f) Manual on Uniform Traffic Control Devices (MUTCD) and (g) Maintenance Rating Program (MRP).

- 1) The **AGENCY** shall be responsible for the **IMPROVEMENTS** as referenced in **Exhibit A** immediately after final acceptance of the construction project by the **DEPARTMENT**. The **IMPROVEMENTS** under this Project are subject to a

SECTION NO.: 86030
PERMIT NO.: 2018-C-491-00007
AGREEMENT NO.: 20190313
COUNTY: Broward
S.R. No.: SR A1A & Garfield Street, City of Hollywood

Warranty Period per **DEPARTMENT** Specifications Section 649 and 975 or as modified. Said Warranty will be transferred and assigned to the **AGENCY** upon final acceptance of the Project.

- C. Maintenance shall include but not be limited to graffiti removal, spot painting and/or repairing of any parts of the painted mast arm assembly. Graffiti is defined as painting, writing, and stickers on any part of the mast arm assembly.
- D. All **IMPROVEMENTS** shall at all times have a notification sign posted with the name and phone number of the department within the **AGENCY** responsible for maintenance of the **IMPROVEMENTS** so that members of the public may contact **AGENCY** regarding problems with the **IMPROVEMENTS**. The **AGENCY** shall promptly respond and correct all complaints regarding maintenance. The **IMPROVEMENTS** to be constructed with this project shall not contain advertising. Nor shall advertising be placed upon them by any party in the future.
- E. The above named functions to be performed by the **AGENCY** may be subject to periodic inspections by the **DEPARTMENT** at the discretion of the **DEPARTMENT**. Such inspection findings will be shared with the **AGENCY** and shall be the basis of all decisions regarding, repayment, reworking or **AGREEMENT** termination.
- F. Any work impacting traffic flow on State Road A1A & Garfield Street must be coordinated with the **DEPARTMENT**. Lane closures must be submitted for approval in accordance with **DEPARTMENT** procedures and policies and will meet the goals established in the **DEPARTMENT**'s Open Roads Policy.

4. NOTICE OF MAINTENANCE DEFICIENCIES

- A. If, at any time while the terms of this **AGREEMENT** are in effect, it shall come to the attention of the **DEPARTMENT** that the **AGENCY**'s responsibility as established herein or a part thereof is not being properly accomplished pursuant to the terms of this **AGREEMENT**, the **DEPARTMENT** may issue a written notice, that a deficiency or deficiencies exist(s), by sending a certified letter to the **AGENCY**, in care of the CITY OF HOLLYWOOD CITY MANAGER, to place the **AGENCY** on notice regarding its maintenance deficiencies. Such deficiencies include but are not limited to graffiti removal, spot painting and/or repainting any parts of the painted mast arm assembly. Thereafter, the **AGENCY** shall have a period of sixty (60) days within which to correct the cited deficiency or deficiencies. If said deficiencies are not corrected within the time period, the **DEPARTMENT** may, at its option, proceed under one or more or a combination of the following items:
 - 1) The **DEPARTMENT** may repair any item or a number of items. Corrective actions will be performed with the **DEPARTMENT** and/or its independent contractor's materials, equipment and personnel. The actual cost for such work will be charged to the **AGENCY**.
 - 2) If the **AGENCY** does not maintain the black color coated painted mast arm

SECTION NO.: 86030
PERMIT NO.: 2018-C-491-00007
AGREEMENT NO.: 20190313
COUNTY: Broward
S.R. No.: SR A1A & Garfield Street, City of Hollywood

assemblies (includes upright pole and arm), the **DEPARTMENT** may remove all the black color coated painted mast arm assemblies (includes upright pole and arm) and repair or replace any damaged galvanizing with **DEPARTMENT** and/or its independent contractor's materials, equipment and personnel. The actual cost for such work will be charged to the **AGENCY**.

- 3) The **DEPARTMENT** may remove or replace any item or number of items with the standard **DEPARTMENT** item. Corrective actions will be performed with the **DEPARTMENT** and/or its independent contractor's materials, equipment and personnel. The actual cost for such work will be charged to the **AGENCY**.
- 4) At the discretion of the **DEPARTMENT**, terminate the **AGREEMENT** in accordance with Paragraph 7 of this **AGREEMENT** and remove, by the **DEPARTMENT** or its Contractor's personnel, all of the **IMPROVEMENTS** installed under this **AGREEMENT** and charge the **AGENCY** the reasonable cost of such removal.

5. FUTURE DEPARTMENT IMPROVEMENTS

It is understood between the parties hereto that the **IMPROVEMENTS** covered by this **AGREEMENT** may be removed, relocated or adjusted at any time in the future as determined to be necessary by the **DEPARTMENT** in order that the adjacent state road be widened, altered or otherwise changed to meet with future criteria or planning of the **DEPARTMENT**.

6. FUTURE AGENCY IMPROVEMENTS

The **AGENCY** may construct additional improvements within the limits of the rights of ways identified as a result of this document, subject to the following conditions:

- A. Plans for any new improvements shall be subject to approval by the **DEPARTMENT**. The **AGENCY** shall not change or deviate from said plans without written approval by the **DEPARTMENT**.
- B. The **AGENCY** shall procure a permit and/ or Construction Agreement from the **DEPARTMENT**, as appropriate.
- C. All improvements shall be developed and implemented in accordance with appropriate state safety and roadway design standards.
- D. The **AGENCY** agrees to comply with the requirements of this **AGREEMENT** with regard to any additional improvements installed at no cost to the **DEPARTMENT**.

7. AGREEMENT TERMINATION

This **AGREEMENT** may be terminated under any one (1) of the following conditions:

- A. By the **DEPARTMENT**, if the **AGENCY** fails to perform its duties under this **AGREEMENT**, following ten (10) days written notice. The **AGENCY** shall reimburse

SECTION NO.: 86030
PERMIT NO.: 2018-C-491-00007
AGREEMENT NO.: 20190313
COUNTY: Broward
S.R. No.: SR A1A & Garfield Street, City of Hollywood

the **DEPARTMENT** for any expenditures for the installation of said improvements and the cost to remove and or replace said improvement with the standard improvement or remove in its entirety.

- B. By the **DEPARTMENT**, for refusal by the **AGENCY** to allow public access to all documents, papers, letters, or other material subject to the provisions of Chapter 119, Florida Statutes, and made or received by the **AGENCY** in conjunction with this **AGREEMENT**.
- C. By the **DEPARTMENT** with a six (6) month written notice.

8. **AGREEMENT TERM**

The term of this **AGREEMENT** commences upon execution by all parties. The term of this **AGREEMENT** shall remain in effect for as long as the **IMPROVEMENTS** shall exist.

9. **LIABILITY AND INSURANCE REQUIREMENTS**

- A. With respect to any of the **AGENCY'S** agents, consultants, sub-consultants, contractors, and/or sub-contractors, such party in any contract for the **IMPROVEMENTS** shall agree to indemnify, defend, save and hold harmless the **DEPARTMENT** from all claims, demands, liabilities, and suits of any nature arising out of, because of or due to any intentional and/or negligent act or occurrence, omission or commission of such agents, consultants, sub consultants, contractors and/or subcontractors. The **AGENCY** shall provide to the **DEPARTMENT** written evidence of the foregoing upon the request of the **DEPARTMENT**. It is specifically understood and agreed that this indemnification clause does not cover or indemnify the **DEPARTMENT** for its own negligence.
- B. In the event that **AGENCY** contracts with a third party to provide the services set forth herein, any contract with such third party shall include the following provisions:
 - 1) **AGENCY'S** contractor shall at all times during the term of this **AGREEMENT** keep and maintain in full force and effect, at contractor's sole cost and expense, Comprehensive General Liability with minimum limits of \$1,000,000.00 per occurrence combined single limit for Bodily Injury Liability and Property Damage Liability and Worker's Compensation insurance with minimum limits of \$500,000.00 per Liability. Coverage must be afforded on a form no more restrictive that the latest edition of the Comprehensive General Liability and Worker's Compensation policy without restrictive endorsements, as filed by the Insurance Services Office and shall name the **DEPARTMENT** as an additional insured.
 - 2) **AGENCY'S** contractor shall furnish **AGENCY** with Certificates of Insurance of Endorsements evidencing the insurance coverages specified herein prior to the beginning performance of work under this **AGREEMENT**.
 - 3) Coverage is not to cease and is to remain in full force and effect (subject to

SECTION NO.: 86030
PERMIT NO.: 2018-C-491-00007
AGREEMENT NO.: 20190313
COUNTY: Broward
S.R. No.: SR A1A & Garfield Street, City of Hollywood

cancellation notice) until all performance required of **AGENCY'S** contractor is completed. All policies must be endorsed to provide the **DEPARTMENT** with at least thirty (30) days notice of cancellation and or/or restriction. If any of the insurance coverages will expire prior to the completion of work, copies of renewal policies shall be furnished at least (30) days prior to the date of expiration.

10. E-VERIFY REQUIREMENTS

The **AGENCY** shall:

- A. Utilize the U.S. Department of Homeland Security's E-Verify system to verify the employment eligibility of all new employees hired by the **AGENCY** for the work performed under this **AGREEMENT**; and
- B. Expressly require any contractors performing work or providing services pursuant to the state contract to likewise utilize the U.S. Department of Homeland Security's E-Verify system to verify the employment eligibility of all new employees hired by the subcontractor during the contract term.

11. ENTIRE AGREEMENT

This writing embodies the entire **AGREEMENT** and understanding between the parties hereto and there are no other Agreements and understanding, oral or written, with reference to the subject matter (painting of mast arms) hereof that are not merged herein and superseded hereby signed between the parties, as amended, as to all other improvements not specifically mentioned in this **AGREEMENT**.

12. LIABILITY

The **DEPARTMENT**, during any fiscal year, shall not expend money, incur any liability, or enter into any contract which, by its terms, involves the expenditure of money in excess of the amounts budgeted as available for expenditure during such fiscal year. Any contract, verbal or written, made in violation of this subsection is null and void, and no money may be paid on such contract. The **DEPARTMENT** shall require a statement from the Comptroller of the **DEPARTMENT** that funds are available prior to entering into any such contract or other binding commitment of funds. Nothing herein contained shall prevent the making of contracts for periods exceeding one (1) year, but any contract so made shall be executory only for the value of the services to be rendered or agreed to be paid for in succeeding fiscal years; and this paragraph shall be incorporated verbatim in all contracts of the **DEPARTMENT** which are for an amount in excess of TWENTY FIVE THOUSAND DOLLARS (\$25,000.00) and which have a term for a period of more than one year.

13. DISPUTES

SECTION NO.: 86030
PERMIT NO.: 2018-C-491-00007
AGREEMENT NO.: 20190313
COUNTY: Broward
S.R. No.: SR A1A & Garfield Street, City of Hollywood

The **DEPARTMENT'S** District Secretary shall decide all questions, difficulties and disputes of any nature whatsoever that may arise under or by reason of this **AGREEMENT**, the prosecution or fulfillment of the service hereunder and the character, quality, amount and value thereof; and his decision upon all claims, questions and disputes shall be final and conclusive upon the parties hereto.

14. ASSIGNMENT

This **AGREEMENT** may not be assigned or transferred by the **AGENCY** in whole or part without the consent of the **DEPARTMENT**.

15. LAWS GOVERNING

This **AGREEMENT** shall be governed by and construed in accordance with the laws of the State of Florida. In the event of a conflict between any portion of the contract and Florida law, the laws of Florida shall prevail. The **AGENCY** agrees to waive forum and venue and the **DEPARTMENT** shall determine the forum and venue in which any dispute under this **AGREEMENT** is decided.

16. NOTICES

Any and all notices given or required under this **AGREEMENT** shall be in writing and either personally delivered with receipt acknowledgement or sent by certified mail, return receipt requested. All notices shall be sent to the following addresses.

If to the **DEPARTMENT**:

State of Florida Department of Transportation
Attention: District Maintenance Engineer
3400 West Commercial Blvd
Ft. Lauderdale, FL 33309-3421

If to the **AGENCY**:

City of Hollywood
Attention: City Manager
2600 Hollywood Boulevard,
Hollywood, FL 33020-4807

17. LIST OF EXHIBITS

Exhibit A: Project Location and Location Map
Exhibit B: Signalization Plans
Exhibit C: Broward County Acknowledgement Letter
Exhibit D: Maintenance Plan Requirements

SECTION NO.: 86030
PERMIT NO.: 2018-C-491-00007
AGREEMENT NO.: 20190313
COUNTY: Broward
S.R. No.: SR A1A & Garfield Street, City of
Hollywood

IN WITNESS OF THE FOREGOING, the parties have set their hands and seals the day and year first above written.

AGENCY:

ATTEST:

CITY OF HOLLYWOOD BY
ITS CITY COMMISSION:

CITY CLERK
(SEAL)

Sign: _____
PRESIDING OFFICER

Print Name: _____

Date: _____

Legal Review:

Sign: _____
CITY ATTORNEY

Print Name: _____

Date: _____

SECTION NO.: 86030
PERMIT NO.: 2018-C-491-00007
AGREEMENT NO.: 20190313
COUNTY: Broward
S.R. No.: SR A1A & Garfield Street, City of Hollywood

IN WITNESS OF THE FOREGOING, the parties have set their hands and seals the day and year first above written.

DEPARTMENT:

ATTEST:

STATE OF FLORIDA
DEPARTMENT OF TRANSPORTATION

Executive Secretary
(SEAL)

Sign: _____
Director of Operations

Print Name: _____

Date: _____

Legal Review:

Sign: _____
District General Counsel

Print Name: _____

Date: _____

SECTION NO.: 86030
PERMIT NO.: 2018-C-491-00007
AGREEMENT NO.: 20190313
COUNTY: Broward
S.R. No.: SR A1A & Garfield Street, City of Hollywood


EXHIBIT A

PROJECT LOCATION AND LOCATION MAP

A. PROJECT LOCATION

The **AGENCY** shall maintain the black color coated painted mast arm assemblies (includes upright pole and arm) at the intersection of State Road A1A at Garfield Street.

B. LOCATION MAP



SECTION NO.: 86030
PERMIT NO.: 2018-C-491-00007
AGREEMENT NO.: 20190313
COUNTY: Broward
S.R. No.: SR A1A & Garfield Street, City of Hollywood

EXHIBIT B

SIGNALIZATION PLANS

Signalization plans digitally signed and sealed by Marwan H. Mufleh, P.E., Kimley Horn and Associates, Inc. dated, November 19, 2018, as approved by the **DEPARTMENT**.

SIGNALIZATION PLANS (attached)

Sheets Included:

PDF Page Number (#)	Plan Sheet (#)	Sheet Description
12	1	KEY SHEET
13	2	SUMMARY OF PAY ITEMS
14	3	ROADWAY PLAN
15	4	ROADWAY PLAN
16	5	ROADWAY PLAN
17	6	ROADWAY PLAN
18	8	SIGNING AND PAVEMENT MARKING PLAN
19	9	SIGNALIZATION PLAN
20	10	STANDARD MAST ARM TABULATION
21	11	STANDARD MAST ARM ASSEMBLIES DATA TABLE

[The remainder of this page intentionally left blank.]

CONTRACT PLANS COMPONENTS

ROADWAY PLANS
LIGHTING PLANS
LANDSCAPE PLANS

INDEX OF ROADWAY PLANS

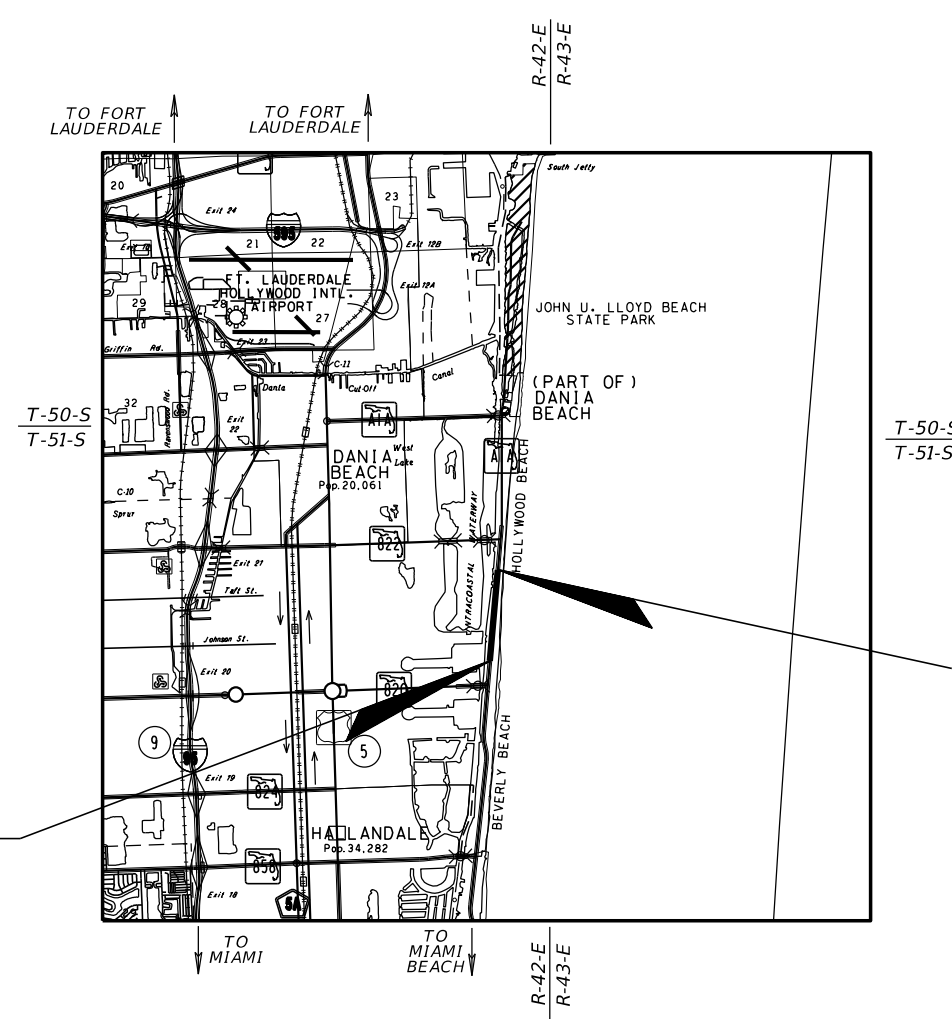
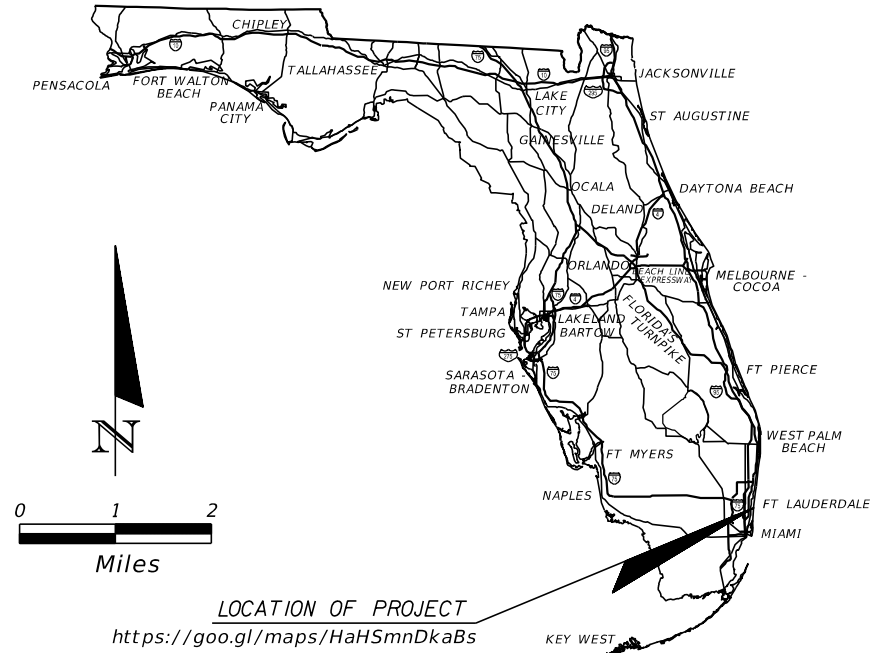
SHEET NO.	SHEET DESCRIPTION
1	KEY SHEET
2	SIGNATURE SHEET
3	SUMMARY OF PAY ITEMS
4 - 7	ROADWAY PLAN
8	SIGNING AND PAVEMENT MARKING PLAN
9	SIGNALIZATION PLAN
10	STANDARD MAST ARM TABULATION
11	STANDARD MAST ARM ASSEMBLIES DATA TABLE

CITY OF HOLLYWOOD

CONTRACT PLANS

BROWARD COUNTY (86000)

**INTERSECTION IMPROVEMENTS ON SR A1A (N OCEAN DRIVE)
AT GARFIELD STREET**



BEGIN PROJECT
STA 155+31.46
Q CONSTRUCTION SR A1A
(N OCEAN DRIVE)

END PROJECT
STA 194+91.01
Q CONSTRUCTION SR A1A
(N OCEAN DRIVE)

GOVERNING STANDARD PLANS:

Florida Department of Transportation, FY2018-19 Standard Plans for Road and Bridge Construction and applicable Interim Revisions (IRs).

Standard Plans for Road Construction and associated IRs are available at the following website: <http://www.fdot.gov/design/standardplans>

GOVERNING STANDARD SPECIFICATIONS:

Florida Department of Transportation, January 2019 Standard Specifications for Road and Bridge Construction at the following website: <http://www.fdot.gov/programmanagement/Implemented/SpecBooks>

ENGINEER OF RECORD:

MARWAN H. MUFLEH, P.E. NO.: 45329
KIMLEY-HORN AND ASSOCIATES, INC.
CONSULTING ENGINEERS AND PLANNERS
1920 WEKIVA WAY, SUITE 200
WEST PALM BEACH, FL 33411
(561) 845-0665
CONTRACT NO.: C9F23
VENDOR NO.: VF-560-885-615-001
CERTIFICATE OF AUTHORIZATION NO. 696

CITY OF HOLLYWOOD

PROJECT MANAGER:
SARITA SHAMAH, P.E.

Kimley»Horn
© 2018 KIMLEY-HORN AND ASSOCIATES, INC.
1920 WEKIVA WAY SUITE 200, WEST PALM BEACH, FL 33411
PHONE: 561-845-0665 FAX: 561-863-8175
WWW.KIMLEY-HORN.COM CA 00000696

LICENSED PROFESSIONAL
MARWAN H. MUFLEH
FL LICENSE NUMBER
PL#45329
DATE: 11/19/2018

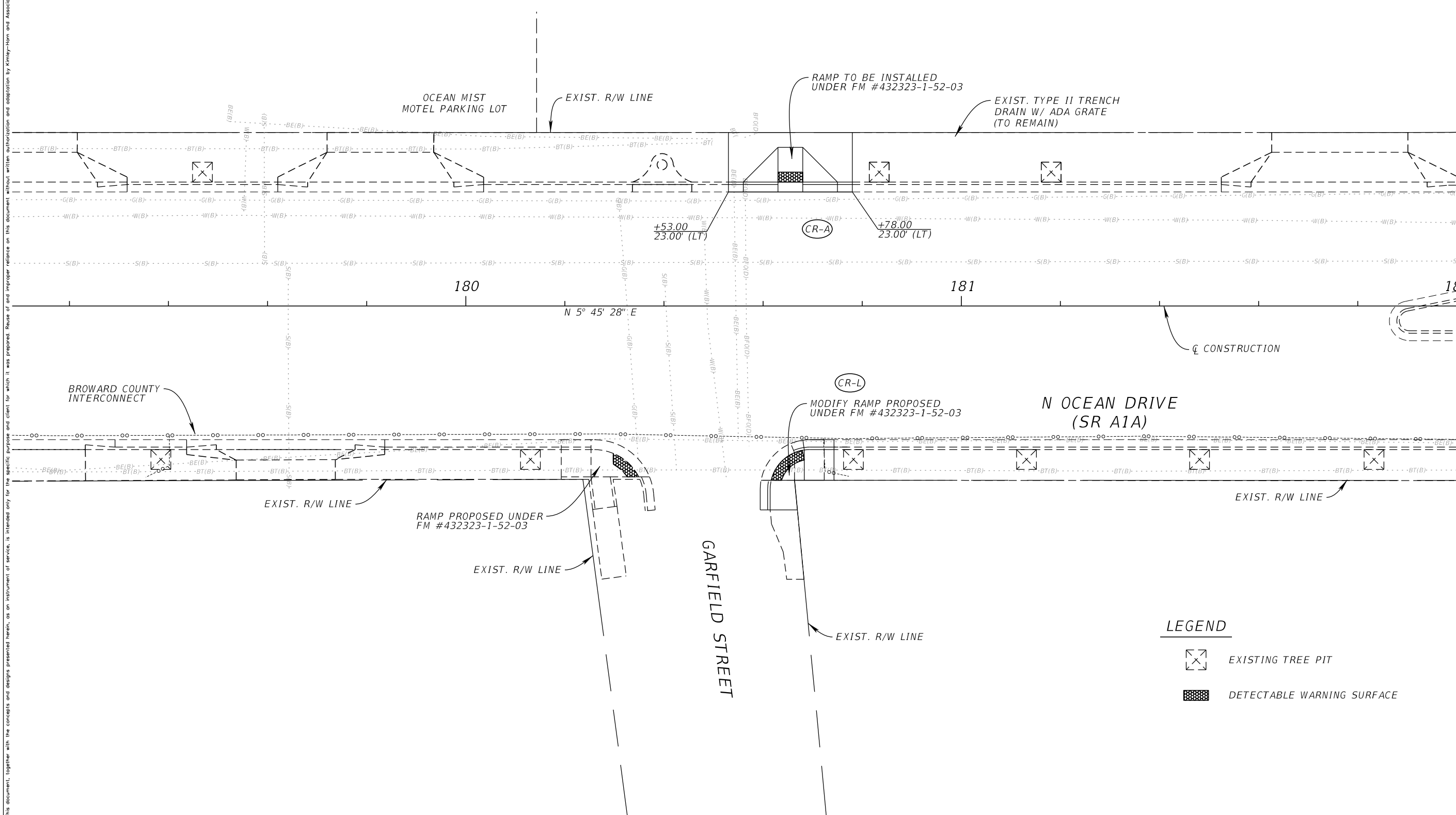
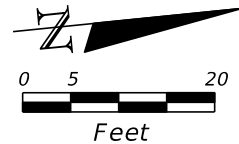
KEY SHEET

**A1A UNDERGROUNDING OF
OVERHEAD UTILITIES AND
COMPLETE STREET BEAUTIFICATION
PREPARED FOR
HOLLYWOOD CRA**

SHEET NUMBER
1

This document, together with the concepts and designs presented herein, is intended only for the specific purpose and client for which it was prepared. Reuse of and improper reliance on this document without written authorization and adaptation by Kimley-Horn and Associates, Inc. shall be without liability to Kimley-Horn and Associates, Inc.

This document, together with the concepts and designs presented herein, as an instrument of service, is intended only for the specific purpose and client for which it was prepared. Reuse of and improper reliance on this document without written authorization and adaptation by Kimley-Horn and Associates, Inc. shall be without liability to Kimley-Horn and Associates, Inc.

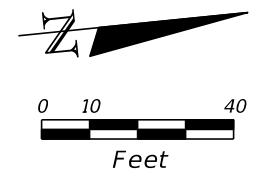


LEGEND

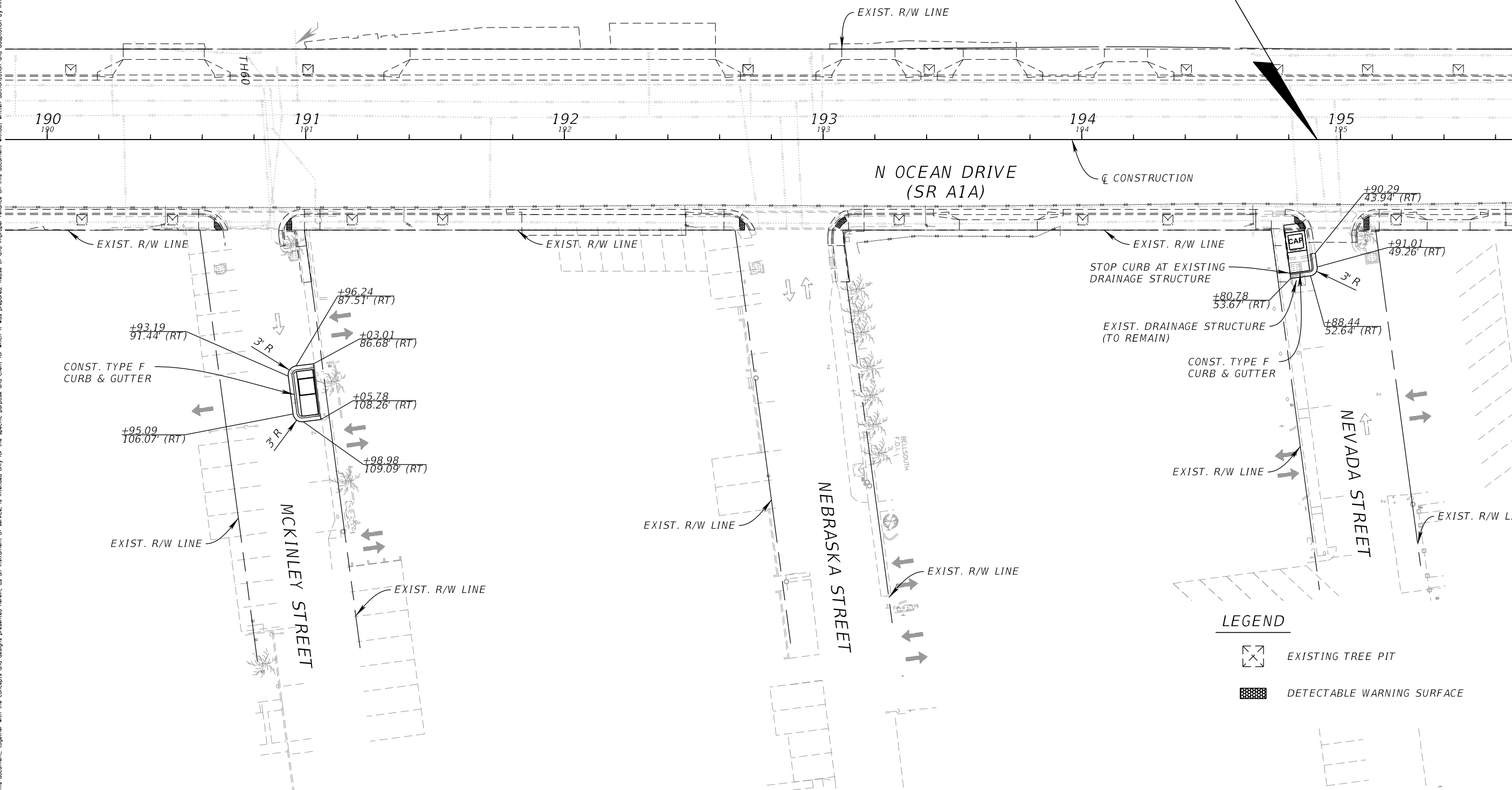
	EXISTING TREE PIT
	DETECTABLE WARNING SURFACE

Kimley»Horn	
© 2018 KIMLEY-HORN AND ASSOCIATES, INC. 1920 MEKIVA WAY SUITE 200, WEST PALM BEACH, FL 33411 PHONE: 561-845-0665 FAX: 561-863-8175 WWW.KIMLEY-HORN.COM CA 00000696	
LICENSED PROFESSIONAL MARWAN H. MUFLEH FL LICENSE NUMBER PL#45329 DATE: 11/19/2018	KHA PROJECT 044241024 DATE NOV 2018 SCALE AS SHOWN DESIGNED BY DRAWN BY CHECKED BY
ROADWAY PLAN	
A1A UNDERGROUNDING OF OVERHEAD UTILITIES AND COMPLETE STREET BEAUTIFICATION PREPARED FOR HOLLYWOOD CRA FL	
SHEET NUMBER 6	
	No. REVISIONS DATE

This document, together with the concepts and designs presented herein, as an instrument of service, is intended only for the specific purpose and client for which it was prepared. Reuse of and improper reliance on this document without written authorization and adaptation by Kimley-Horn and Associates, Inc. shall be without liability to Kimley-Horn and Associates, Inc.



END PROJECT
END CONSTRUCTION
C CONST SR A1A
(N OCEAN DRIVE)
STA 194+91.01

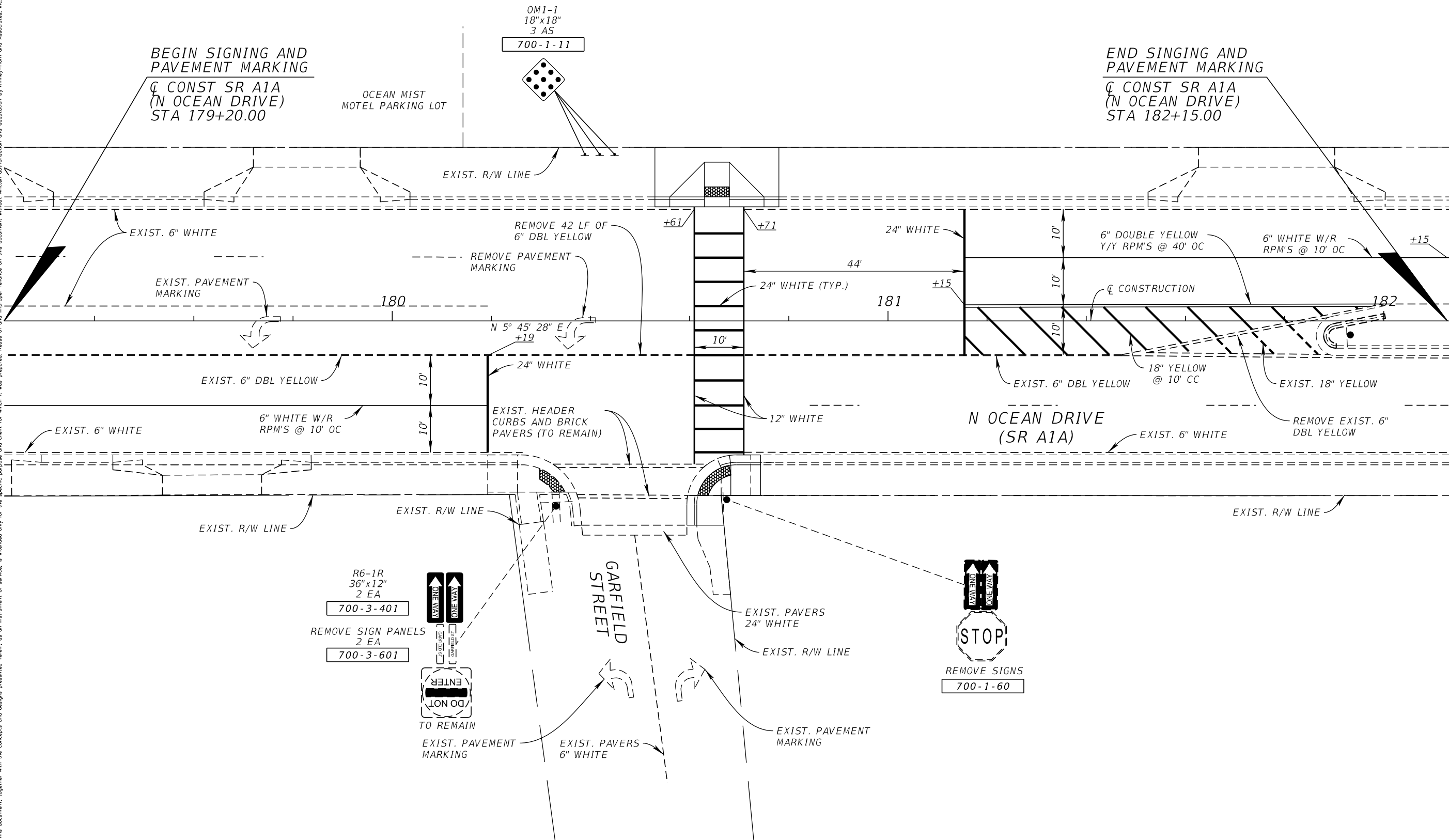
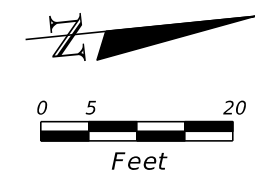


LEGEND

	EXISTING TREE PIT
	DETECTABLE WARNING SURFACE

		© 2018 KIMLEY-HORN AND ASSOCIATES, INC. 1920 MEKIVA WAY SUITE 200, WEST PALM BEACH, FL 33411 PHONE: 561-845-0665 FAX: 561-863-8175 WWW.KIMLEY-HORN.COM CA 00000696	
		LICENSED PROFESSIONAL MARWAN H. MUFLEH FL LICENSE NUMBER PL#45329	DATE: 11/19/2018
KHA PROJECT 044241024	DATE NOV 2018	SCALE AS SHOWN	DESIGNED BY ---
ROADWAY PLAN		ROADWAY PLAN	
A1A UNDERGROUNDING OF OVERHEAD UTILITIES AND COMPLETE STREET BEAUTIFICATION PREPARED FOR HOLLYWOOD CRA		HOLLYWOOD FL	
SHEET NUMBER		7	

This document, together with the concepts and designs presented herein, as an instrument of service, is intended only for the specific purpose and client for which it was prepared. Reuse of and improper reliance on this document without written authorization and adaptation by Kimley-Horn and Associates, Inc. shall be without liability to Kimley-Horn and Associates, Inc.



No.	REVISIONS	DATE	BY

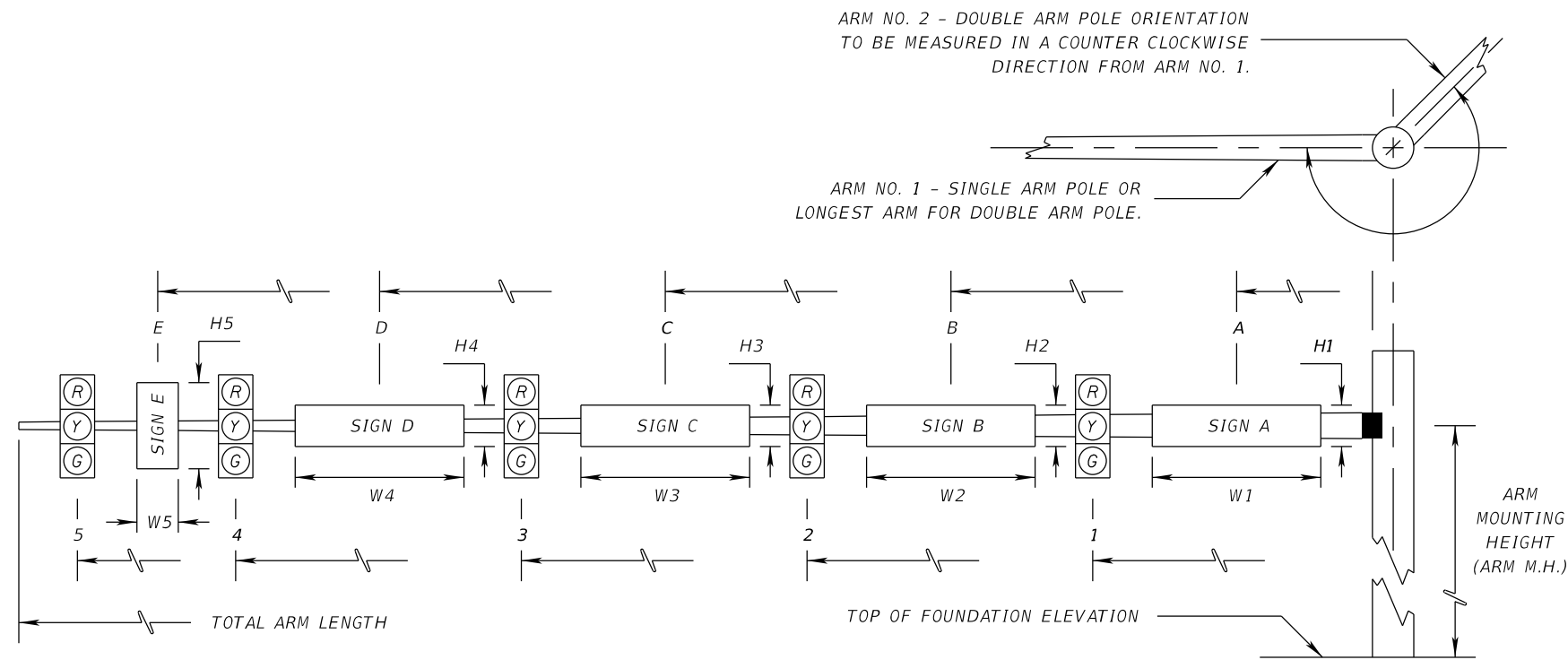
Kimley»Horn
 © 2018 KIMLEY-HORN AND ASSOCIATES, INC.
 1920 MEKIVA WAY SUITE 200, WEST PALM BEACH, FL 33411
 PHONE: 561-845-0665 FAX: 561-863-8175
 WWW.KIMLEY-HORN.COM CA 00000696

KHA PROJECT 044241024	LICENSED PROFESSIONAL MARWAN H. MUFLET
DATE NOV 2018	FL LICENSE NUMBER PL#45329
SCALE AS SHOWN	DRAWN BY ---
CHECKED BY ---	DATE 11/19/2018

SIGNING AND PAVEMENT MARKING PLAN

A1A UNDERGROUNDING OF OVERHEAD UTILITIES AND COMPLETE STREET BEAUTIFICATION
 PREPARED FOR
HOLLYWOOD CRA FL
 HOLLYWOOD

This document, together with the concepts and designs presented herein, is intended only for the specific purpose and client for which it was prepared. Reuse of and improper reliance on this document without written authorization and adaptation by Kimley-Horn and Associates, Inc. shall be without liability to Kimley-Horn and Associates, Inc.



* DENOTES NUMBER OF SECTIONS IN SIGNAL HEAD ASSEMBLY

ID NO.	SHEET NO.	LOCATION BY STA.	TOP OF FOUND. ELEVATION	RDWY ARM NO.	CROWN ELEV.	SIGNAL DATA											TOTAL ARM LENGTH	ARM M. H.	ANGLE BETWEEN DUAL ARMS 90/270	SIGN DATA															PAINT COLOR						
						SIGNAL V/H	BACK PLATES Y/N	PED. SIGNAL Y/N	DISTANCE FROM POLE											DISTANCE FROM POLE / HEIGHT AND WIDTH OF SIGN																					
									1	*	2	*	3	*	4	*				5	*	A	H1	W1	B	H2	W2	C	H3	W3	D	H4	W4	VID		VID	VID				
1	4	180+70	3.28	1	2.65	H	N	N	16'	3	26'	3	46'	3	56'	3	-	-	60'	-	5'	2'	7'	5'	2'	7'	11'	3'	3'	36'	3'	3'	21'	51'	51'	-					
---	---	---	---	2																																					
				1																																					
				2																																					
				1																																					
				2																																					
				1																																					
				2																																					
				1																																					
				2																																					

A1A UNDERGROUNDING OF OVERHEAD UTILITIES AND COMPLETE STREET BEAUTIFICATION PREPARED FOR HOLLYWOOD CRA HOLLYWOOD FL

STANDARD MAST ARM TABULATION

DATE: 11/19/2018

KHA PROJECT 044241024

DATE NOV 2018

SCALE AS SHOWN

DESIGNED BY

DRAWN BY

CHECKED BY

LICENSED PROFESSIONAL

MARWAN H. MUFLEH

FL LICENSE NUMBER PLE#45329

DATE: 11/19/2018

© 2018 KIMLEY-HORN AND ASSOCIATES, INC. 1920 MEKIVA WAY SUITE 200, WEST PALM BEACH, FL 33411

WWW.KIMLEY-HORN.COM CA 00000696

REVISIONS

No.

DATE

This document, together with the concepts and designs presented herein, as an instrument of service, is intended only for the specific purpose and client for which it was prepared. Reuse of and improper reliance on this document without written authorization and adaptation by Kimley-Horn and Associates, Inc. shall be without liability to Kimley-Horn and Associates, Inc.

STANDARD MAST ARM ASSEMBLIES DATA TABLE																		
STRUCTURE ID NUMBERS	(1) ASSEMBLY NUMBERS	FIRST ARM			SECOND ARM			UF (deg)	LL (deg)	POLE			SPECIAL DRILLED SHAFT (4)					
		ARM TYPE	(2) FAA (ft.)	(2) FBA (in.)	ARM TYPE	(2) FAA (ft.)	(2) FBA (in.)			POLE TYPE	(3) UAA (ft.)	UB (ft.)	(3) UCA (in.)	DA (ft.)	DB (ft.)	RA	RB	RC

TABLE NOTES:

1. Assembly Number Legend

 Single Arm:
 Arm Type - Pole Type = D# - S#
 = E# - T#

2. If an entry appears in columns "FAA" and "FBA", a shorter arm is required. This is obtained by removing length from the arm tip. For these cases the mast arm length shall be shortened from "FA" to "FAA" and the tip diameter shall be increased from "FB" to "FBA".

3. If an entry appears in columns "UAA" and "UCA", a shorter pole is required. This is obtained by removing length from the pole tip. For these cases the pole height shall be shortened from "UA" to "UAA" and the pole tip diameter shall be increased from "UC" to "UCA".

4. The foundations for Standard Mast Arm Assemblies are pre-designed and are based upon the following conservative soil criteria which covers the great majority of soil types found in Florida. Only complete the "Special Drilled Shaft" data information if site conditions dictate drilled shafts with additional foundation capacity.

 Classification = Cohesionless (Fine Sand)
 Friction Angle = 30 Degrees (30°)
 Unit Weight = 50 lbs. / cu. ft. (assumed saturated)

**TO BE COMPLETED
NEXT SUBMITTAL**

<p>Kimley»Horn</p> <p style="font-size: small;">© 2018 KIMLEY-HORN AND ASSOCIATES, INC. 1920 MEKIVA WAY SUITE 200, WEST PALM BEACH, FL 33411 PHONE: 561-845-0665 FAX: 561-863-8175 WWW.KIMLEY-HORN.COM CA 00000696</p>	<p>LICENSED PROFESSIONAL MARWAN H. MUFLEH FL LICENSE NUMBER PL#45329 DATE: 11/19/2018</p>	<p>KHA PROJECT 044241024 DATE NOV 2018 SCALE AS SHOWN DESIGNED BY DRAWN BY CHECKED BY</p>	<p>STANDARD MAST ARM ASSEMBLIES DATA TABLE</p>	<p>A1A UNDERGROUNDING OF OVERHEAD UTILITIES AND COMPLETE STREET BEAUTIFICATION PREPARED FOR HOLLYWOOD CRA FL</p>	<p>REVISIONS No. DATE</p>
<p>STANDARD MAST ARM ASSEMBLIES DATA TABLE</p>					<p>11</p>



EXHIBIT C

PUBLIC WORKS DEPARTMENT
TRAFFIC ENGINEERING DIVISION

2300 W. Commercial Boulevard • Fort Lauderdale, Florida 33309 • 954-847-2600

April 4, 2019

Mr. Mark Plass, P.E.
District Traffic Operations Engineer
Florida Department of Transportation, District Four
3400 W. Commercial Boulevard
Fort Lauderdale, FL 33309

Subject: SR A1A and Garfield Street
Mast-Arm Painting Maintenance by City of Hollywood

Dear Mark,

Broward County has no objection to the City of Hollywood painting and/or maintaining the paint finish on the traffic signal mast-arms and related structures at the intersection of SR A1A and Garfield Street. The County does not object to the City of Hollywood and the Department entering into a maintenance agreement to perform and/or maintain the mast-arm painting in accordance with the District's mast-arm painting procedures and any other applicable paint-over-galvanized steel structure standards and specifications. County staff would appreciate at least seven (7) calendar days notification of any scheduled paint finish maintenance work to avoid any conflicts with any signal equipment maintenance to be performed by our agency.

If you have any questions, please feel free to contact me at (954) 847-2600.

Sincerely,

A handwritten signature in blue ink that reads "Andrew G. Sebo".

Andrew G. Sebo, P.E., PTOE
Interim Director, Traffic Engineering Division

cc: Anthony Hui, P.E., Deputy Director, Public Works Department
Yves d'Anjou, P.E., Acting Assistant Director, Traffic Engineering Division
SR A1A and Garfield Street Intersection File

SECTION NO.: 86030
PERMIT NO.: 2018-C-491-00007
AGREEMENT NO.: 20190313
COUNTY: Broward
S.R. No.: SR A1A & Garfield Street, City of
Hollywood

EXHIBIT D

MAINTENANCE PLAN REQUIREMENTS

The **AGENCY** shall submit to the **DEPARTMENT** a maintenance plan detailing the means and methods for accomplishing repairs to the color coated painted mast arm assemblies (includes upright pole and arm) in accordance with all **DEPARTMENT** Standards, Procedures and Specifications. This plan must be submitted and approved by the **DEPARTMENT** prior to commencing any maintenance or repair activities. The plan should at minimum detail how the **AGENCY** will address the following:

1. Providing for continuous traffic control and necessary traffic control devices as required for the safe movement of traffic of vehicular and pedestrian traffic past the location of the structure being repaired for the duration of the repair in accordance with **DEPARTMENT** Standards, Procedures and Specifications.
2. Protection of adjacent surrounding property, real estate, vehicles, pedestrians, attachments to the light poles, or other assets during the preparation and recoating of surfaces.
3. Containment of debris or materials used in or resulting from the repair.

After the maintenance plan is approved, the **AGENCY** shall submit a work plan to the **DEPARTMENT** for approval prior to each repair to be performed detailing:

1. The proposed date of the repair
2. The location of the repair
3. The nature of the repair
4. The materials to be used for the repair
5. The methods to be used for the repair