ATTACHMENT A (Part 2)

Application Package

NAME OF OWNER ROBERT HENRY SR

ADDRESS OF CONSTRUCTION 1112 Van Buren St.

LEGAL DESCRIPTION Lot 15 plus E½ Lt 16, Blk 36 Lakes

Owner's Present Address

Description of Construction Single Family Res

Cost 16,000

Permit Type	No.	Date Issued	To Whom	Fixtures or Outlets
Bldg.	21686	4-28-54	R.C. Henry Gen Contr	
Electrical	13687	4-29-54	Moore Elect	1-1-55
Plumbing	10114	5-6-54	Jones + Jerick	10
Gas	10114	5-6-54	Jones + Jerick	4 wtd gas.

INSPECTIONS

FOUNDATION 5-10-54	1st Rough Plg. 5-7-54 2nd Rough 5-12-54	Temp. ~~Service~~ 4-29-54
COLUMNS	Final Rough Plg. 6-9-54	Rough Electric 6-10-54
TIE BEAM ~~6-10-54~~ 5-25-54	Septic Tank 7-6-54 10293 (1)	Temporary Final
ROOF	Grease Trap 10293 (1)	Final Electric 6-30-54 OK
	Final Plumbing 7-1-54	
GAS 7-1-54	Cert. of Occupancy 7-3-54	Rubbish Bond

Remarks:

P.V. Hart 7-1-54

R.C. 7-1-54 OK

Wedding

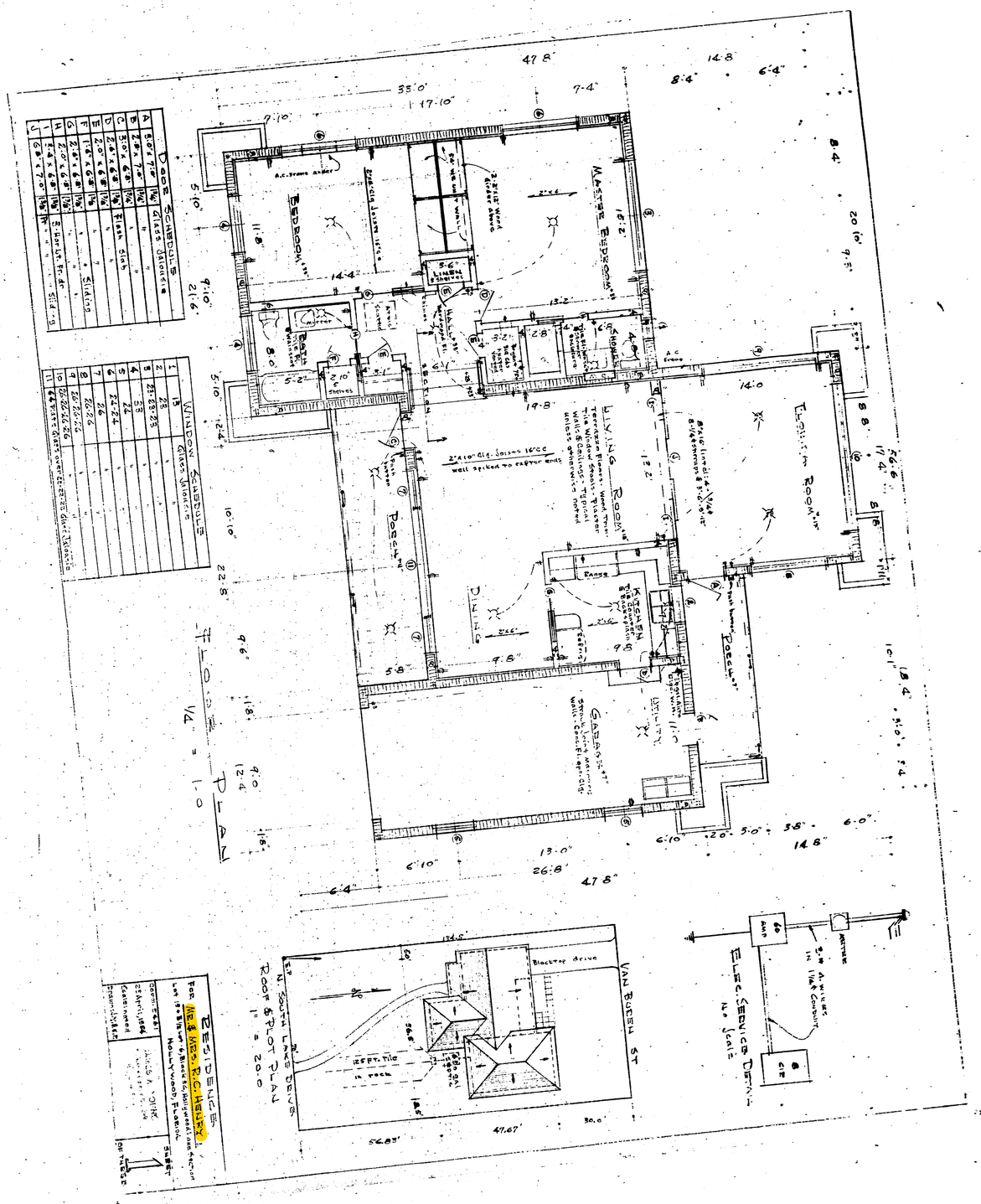
Doors Schedule
Windows Schedule
Bedroom
Master Bedroom
Hall
Living Room
Dining Room
Porch
Garage
Kitchen
Plan
1/4" = 1'0"
Residence
Mr. & Mrs. R.C. Henry
Lot 1 & 2 Block 6, Hollywood Tract
Hollywood, Florida
Roof & Plot Plan
1" = 20'0"
N. South Lake Drive
Van Buren St
Electrical Service Detail
No Scale

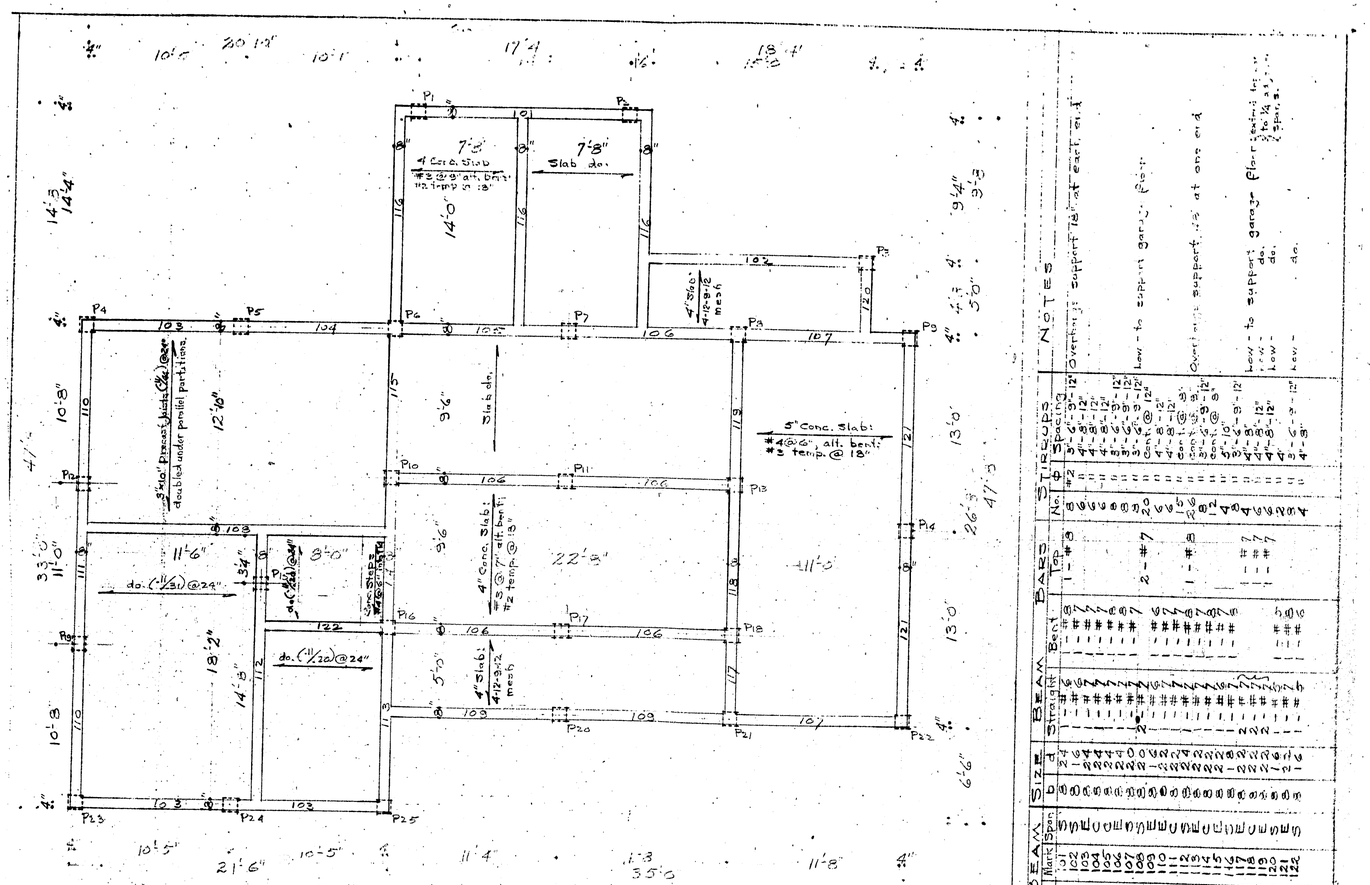

BEAM		SIZE		BEAM			BAND		STIRRUPS		
No.	Mark	Span	D	W	Straight	Bent	Top	Bot	No.	Size	Spacing
1	P1	m	m	m					2	#2	6-9-12
2	P2	m	m	m					2	#2	6-9-12
3	P3	m	m	m					2	#2	6-9-12
4	P4	m	m	m					2	#2	6-9-12
5	P5	m	m	m					2	#2	6-9-12
6	P6	m	m	m					2	#2	6-9-12
7	P7	m	m	m					2	#2	6-9-12
8	P8	m	m	m					2	#2	6-9-12
9	P9	m	m	m					2	#2	6-9-12
10	P10	m	m	m					2	#2	6-9-12
11	P11	m	m	m					2	#2	6-9-12
12	P12	m	m	m					2	#2	6-9-12
13	P13	m	m	m					2	#2	6-9-12
14	P14	m	m	m					2	#2	6-9-12
15	P15	m	m	m					2	#2	6-9-12
16	P16	m	m	m					2	#2	6-9-12
17	P17	m	m	m					2	#2	6-9-12
18	P18	m	m	m					2	#2	6-9-12
19	P19	m	m	m					2	#2	6-9-12
20	P20	m	m	m					2	#2	6-9-12
21	P21	m	m	m					2	#2	6-9-12
22	P22	m	m	m					2	#2	6-9-12
23	P23	m	m	m					2	#2	6-9-12
24	P24	m	m	m					2	#2	6-9-12
25	P25	m	m	m					2	#2	6-9-12

NOTES

Overhang support for support garage floor.

Low - to support ns at one end

Overhang support ns at one end

Low - to support garage floor resting in 3 to 14 at 2 spans.

do.

do.

PILING & GRADE BEAMS

1/4" = 1'-0"

NOTES: All structural concrete shall be certified 2500 psi.
All piles shall be 10"x10" precast concrete driven plumb and square to a safe bearing value of 20000 pounds each, within 2" of plan position indicated.
All reinforcing steel shall be accurately fabricated and erected with all recommendations of the Concrete Reinforcing Steel Institute.

Sheet 2

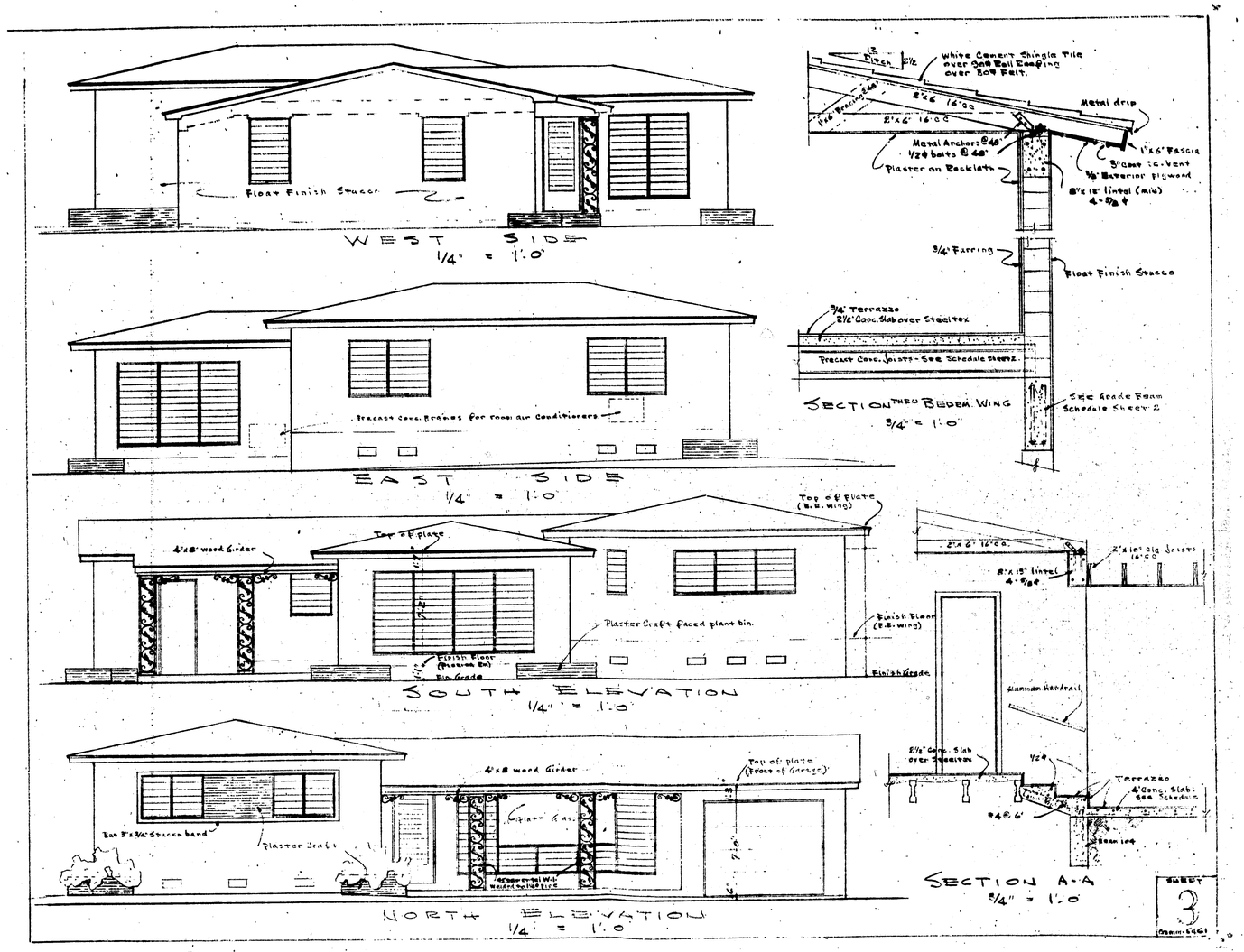
Float Finish Stucco
WEST SIDE
1/4" = 1'-0"
Precast Conc. Frames for room air Conditioners
EAST SIDE
1/4" = 1'-0"
4"x8" wood Girder
Top of Plate
Plaster Craft faced plant bin.
Finish Floor (Plaster Bin)
Bin Grade
SOUTH ELEVATION
1/4" = 1'-0"
Ran 3"x1/4" Stucco band
Plaster Craft
4"x8" wood Girder
Top of plate (Front of Garage)
NORTH ELEVATION
1/4" = 1'-0"
White Cement Shingle Tile over 30# Roll Roofing over 30# Felt.
2"x6" 16" o.c.
Metal drip
Metal Anchors @ 48"
1/2" bolts @ 48"
Plaster on Rocklath
1"x6" Fascia
3" Conc. Co-Vent
1/2" Exterior plywood
8"x12" lintel (min)
4-#4
3/4" Furring
Float Finish Stucco
3/4" Terrazzo
2 1/2" Conc. Slab over Steeltex
Precast Conc. Joists - See Schedule Sheet 2
See Grade Beam Schedule Sheet 2
SECTION THRU BEDRM. WING
3/4" = 1'-0"
Top of Plate (B.B. wing)
2"x10" c/c Joists 16" o.c.
Finish Floor (B.B. wing)
Finish Grade
Aluminum Handrail
2 1/2" Conc. Slab over Steeltex
Terrazzo
4" Conc. Slab See Schedule
SECTION A-A
3/4" = 1'-0"
SHEET 3

JOB CARD

OWNER	JOB ADDRESS
Mr. Ken Flanz	1112 Van Buren St.

LEGAL DESCRIPTION	LOT NUMBER	BLOCK	SUBDIVISION OR ADDITION
	15 & E.20' of 16	36	Hwd. Lakes Sec. PB1Pg.32

MICROFILM NO.	ARCHITECT	FEE	VALUATION
85-318	Mark L. Saltz	$50.00	$7,000.00

DESCRIPTION OF CONSTRUCTION
Interior alterations; new living room, bedroom & bath

☐ SEPTIC TANK
☐ SEWER TAP

TYPE PERMIT	NUMBER	DATE	CONTRACTOR	TYPE PERMIT	NUMBER	DATE	CONTRACTOR
BUILDING	6107	8-10-82	TerreNeuve	SEPTIC/SEWER			
ROOF exist.				AIR/CONDITION	14038	9-9-82	RODGERS
SERV. CHANGE ELECTRIC-BASIC	27216	9-3-82	MR. ELEC.	MECHANICAL			
ELECTRIC-SUPP.				SCREEN			
PLUMBING NO. FIX. 6	18373	8-20-82	CARDETTA.	POOL			
L-P-DRY WALL				DRIVEWAY 3604	78058	6-15-82	OWNER.
FENCE				PATIO or WALK			

NOTES: County surcharge: $2.45 Plan processing fee: $35.00; receipt #364
*To Pay Water Reserve fee at time of permit.

OWNER:

JOB ADDRESS:

CONSTRUCTION	DATE	PLUMBING	DATE	AIRCONDITIONING	DATE	NOTES
FOUNDATION SLAB	8-27-82	1st ROUGH	8-24-82	A C HEAT DUCTS		
PILING		2nd ROUGH	9-9-82	DUCTS rough	9-13-82	
GRADE BEAM		SEPTIC SEWER		MECHANICAL		
SOIL		SEWER SKETCH				
SLAB-BLDG.		GREASE TRAP		FINAL	10-27-82	
PADS/COLUMNS		GAS				
TIE BEAM				FIRE BUREAU		
FRAMING	9-15-82	FINAL	10-27-82	SPEC INSP.		
~~Drywall~~ LATHING	9-20-82					
TIN CAP TILE		ELECTRIC	DATE	FINAL-ENG.		
SCREEN ENCLOSURE		TEMPORARY POLE				
MATERIAL FINAL		ROUGH	9-15-82	UTILITIES WATER	#48[illegible] 8-10-82	10-25-75
POOL STEEL		SLAB		SEWER TAP	#45[illegible] 8-10-82	8-17-80
CONC. SLAB/GRADE		TEMPORARY FINAL		BONDS		
C/A STRUCTURE	8-8-85	~~FINAL NA-8-18-82~~		BLDG. FORM		C/O DATE: 8-8-85
		NA-9-8-82 NA-10-1-82 FINAL NA-10-1-82	11-2-82	ZONING FINAL		rec'd by:

17-13

INSPECTION RECORD

85-318

1506/D

Add. 1 SFR

Hwd. Reg.

JUL 27 1982

A/C Plans

Process Fee $ 35.00
Receipt No. 264

Date Issued 8-10-82 Permit No. 62107
Owner MR. KEN & FR. FLANZ
Description of Work ALTERATIONS; NEW LIVING RM, BEDRM., BATH
Location 115 VAN BUREN ST.
Lot 22-26 Block 36 Subdivision HWD. LAKES SEC. 2 PB 32
Contractor or Builder TERRE NEUVE
License No.
Architect and/or Engineer MARK L. SALTZ
Cubic Ft. Valuation $ 7,000.00
Square Ft. Roof Existing
Date Plans Received 7-27-82

bond 5000
Orders 1-2-3-4-5

SEPARATE PERMITS REQUIRED FOR: Fences and walls, driveways and driveway approach aprons, catch basins and drainfields, sidewalks, swimming pools, signs, demolition of structures, and tree removal. Sidewalks & trees required if cost exceeds $12,500.00.

1720

GET CHECKS FROM:

Zoning J. Speaches 8-6-82
Engineering-Curb Cuts RWS 8-9-82
Sidewalk
Drainage
Utilities-Water
Sewer RWS 8-9-82
Traffic Eng.
Bldg.-Electric OK Hole Eng
Plumbing
A/C-Mech
Structure
Fire Bureau
Plan Review David R. Kellogg 8/10/82
Other

~~SEPARATE CLEARANCE To Dept. of Bldg. if L.R. & Family Rm.~~ ?

7-28-82
1) ~~[illegible]~~
2) ~~[illegible]~~
3) ~~[illegible]~~

8-6-82
all interior walls. [illegible]

FIRE N/A 8/12/82 Zoning
PLANS SHOW NEW LIVING RM BUT NO FIRE IS SHOWN.

Add 6 fixtures)

1985318

8/25/8



EXTERIOR ELEVATION



INTERIOR ELEVATION

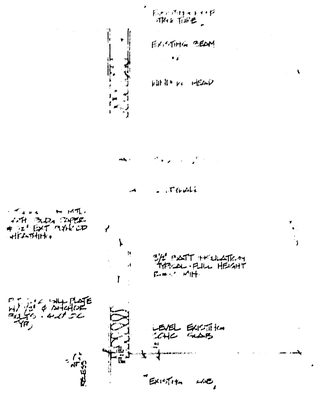

TYPICAL WALL SECTION



PARTITION WALL SECTION

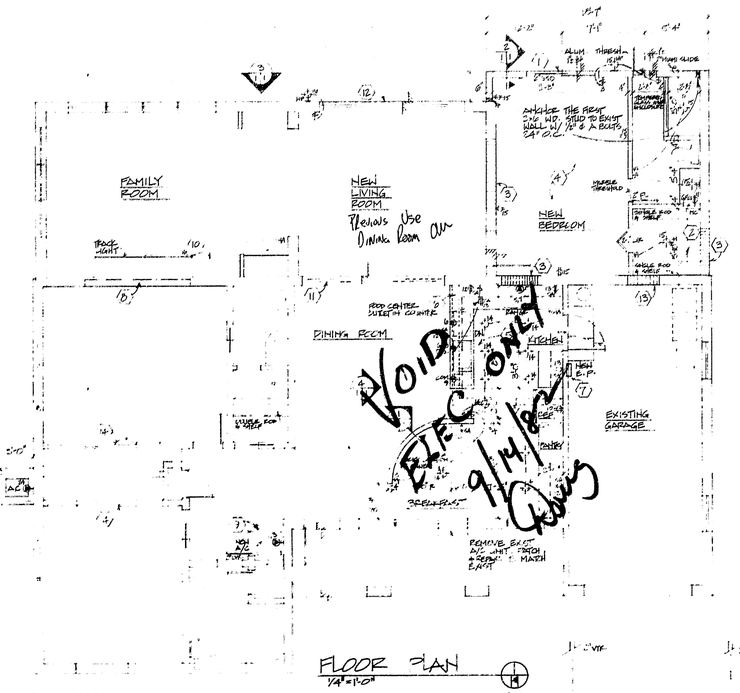

FLOOR PLAN

1/4"=1'-0"

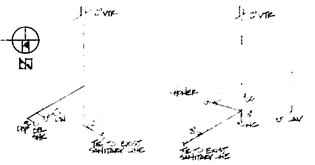

PLUMBING RISER DIAGRAM

NTS

ELECTRIC PANEL SCHEDULE

RELOCATED CIR NO	Use	KW	BRKR SIZE	WIRE SIZE
1	AHU	1/ 3	60A 2P	#6 CU
2,4	Cond Unit	5.3	50A 2P	#6 CU
3,5	Range	10.6	60A 2P	#6 CU
6	Dishwasher	1.1	20A 1P	#12
8	Disposal	.6	20A 1P	#12
9	Compactor	2.4	20A 1P	#12
10	Refrigerator	1.5	20A 1P	#12
11	GFCI	.2	15A 1P	#14
12,13	SA	1.2	20A 1P	#12
14-16	General Purpose	2.3	15A 1P	#14

REC LOAD CALCULATIONS SECTION 220-30

AHU 10.3 This Load Used In Calculation
Cond 5.3

OTHER LOADS

2407 Sq. Ft. @ 3 Watts/Sq. Ft.	7.2
Range	10.6
Dishwasher	1.1
Disposal	.6
Compactor	2.4
Refrigerator	1.5
Pool Pump	2.0
Spair Pump	2.0
Washer	1.5
Dryer	5.4
W H	3.5
2 SA Outlets	3.0
	40.9
A/C @ 100%	10.3
1st 10 KW @ 100%	10.0
Remainder of other load (pm.5) @ 40%	2.4
	32.7 KW
	230 = 142 Amps

NOTE: EXISTING 200A SERVICE ADEQUATE

WORK NOTES

1. Remove existing exterior aluminum ... to bottom of beam. Provide new wood stud wall with ... as noted. Patch and repair as required
2. Entire existing kitchen casework, ... tertops, and applicances to be removed
3. Existing window to be removed. Block ... opening, patch and repair as required. Provide new ... to match existing or as noted.
4. Level existing pitch in patio ...
5. Entire existing kitchen casework, ... tertops and appliances to be removed and replaced with new ... atterns, colors and appliances as selected by Owner. Exist ... plumbing service to be moved and reused
6. Existing stud partition to be remove ... Patch and repair as required.
7. Remove existing electric fuse pane ... and replace with new circuit breaker box.
8. Existing recessed bookshelves to ... used. Repair as required to match existing wall and ... ishes.
9. Remove existing shelves in linen ... t and install new
10. Existing built-in furniture and ... ork to be removed.
11. Remove existing "2" Glass Sliding ... Patch and repair as required. Provide new finish ... atch existing or as noted.
12. Remove existing awning windows and ... ove existing window sill. Patch and repair, and prepare opening ... to receive 12" Glass Sliding Door from dining room
13. Existing door to be removed. Block ... opening, patch and repair as required. Provide new finishes ... atch existing or as noted
15. Remove existing wood ...
Remove existing pocket door ...
Patch and repair as required ... new finish
Re-pass ...

General Notes:

1. The Contractor shall visit the site of the work and ... entire the plans and it will be assumed that the Contractor has investigated and is fully informed as to the conditions and materials to be encountered, as to characters, quality and quantities of work to be performed and materials to be furnished and as to the requirements of the plans.
2. Remove all specific items indicated on these drawings and also remove any other items or construction as required to accomplish all new work and/or revision work to all areas.
3. All removed items shall become the property of the Contractor with the approval of the Owner and shall be removed from the site.
4. All dimensions shown are to be verified in the field and any discrepancies shall be brought to the attention of the Architect before proceeding with the work.
5. All new and existing surfaces such as walls, floors, ceilings, bases, etc. that are affected by these alterations are to have new material and finish as required to match all adjacent existing finishes in all cases or as shown on the drawings.

ALTERATION FOR
MR. KEN FLANZ
HOLLYWOOD FLORIDA

Mark L. Saltz Architects, Inc.
5900 Johnson St., Hollywood, Florida
305/989-3186
Suite IV

DRAWING NO.	DATE	DRAWN BY	REVISIONS
1 OF 1	7-27-82	HG	
	COMM. NO.	CHECK BY	
	3-82		

Mark L. Saltz 7-27-82

1985318

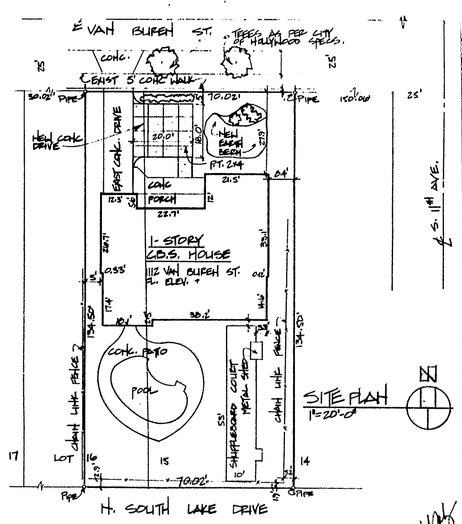

LEGAL DESCRIPTION

Lot 15 and the East 20 feet of Lot 16, Block 36, "HOLLYWOOD LAKES SECTION", as recorded in Plat Book 1, page 32, of the public records of Broward County, Florida.

2 of 2	MARK L. SALIZ, A. I. A. ARCHITECT 5900 JOHNSON ST. HOLLYWOOD, FL. 33021	ALTERATION FOR MR. KEN FLANZ HOLLYWOOD FLORIDA	7-20-82 COMM. # 136-82

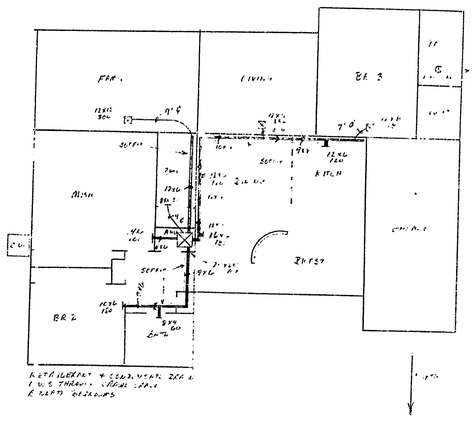

Flanz Residence
1112 Van Buren Street
Hollywood. Fla.

Rund UACR048 Condensing Unit
SE R 8.2 27.1 Amps Fuse 45

Rund UEMB-1610 Air Handler
10 KW heat strip 44 Amps Fuse 50

Prepared by:

Jack W. Rodgers
CAC-018255
4440 NW 23rd St.

Service changed to 200 AMP
by Mr Claire #27316

CITY of HOLLYWOOD, FLORIDA

GEN JOSEPH W WATSON CIRCLE • P.O. BOX 2207 • ZIP 33022

DATE: 8-4-82

UTILITIES RESERVE CAPACITY CHARGES

WATER ORDINANCE NO. O-79-17
SEWER ORDINANCE NO. O-70-26

TOTAL GALLONAGE 125 WATER @ .99 $ 123.75
SEWER @ .70 $ 87.50
TOTAL: $ 211.25

MUST BE PAID UPON CONNECTION TO WATER SYSTEM AND/OR SANITARY SEWER SYSTEM. IF NOT PAID, CERTIFICATE OF OCCUPANCY WILL NOT BE ISSUED BY THE BUILDING DEPARTMENT.

NAME Ken Flanz PERMIT NO. _____
ADDRESS 1112 Van Buren St
LEGAL - LOT 15 & E 20' of 16 BLOCK 36 SUBDIVISION Hwd Lakes Sect. 001
PRIVATE RES. BATH 1 KITCHEN _____
COMMERCIAL _____
INDUSTRIAL _____
OTHER _____
REMARKS 1 additional Bath

1985318



EXTERIOR ELEVATION
1/4" = 1'-0"

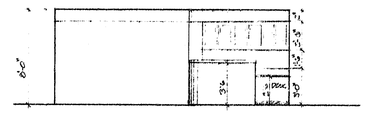

INTERIOR ELEVATION
1/4" = 1'-0"

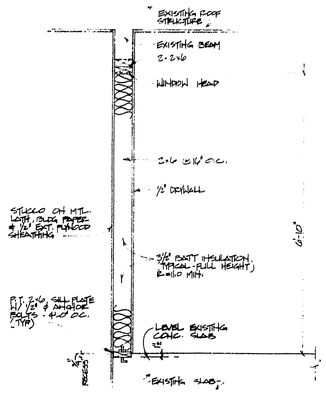

TYPICAL WALL SECTION
3/4" = 1'-0"

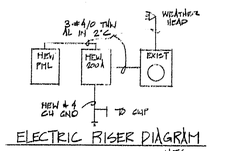

ELECTRIC RISER DIAGRAM
H.T.S.

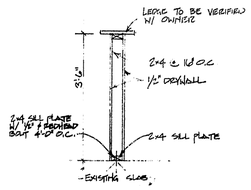

PARTITION WALL SECTION
3/4" = 1'-0"

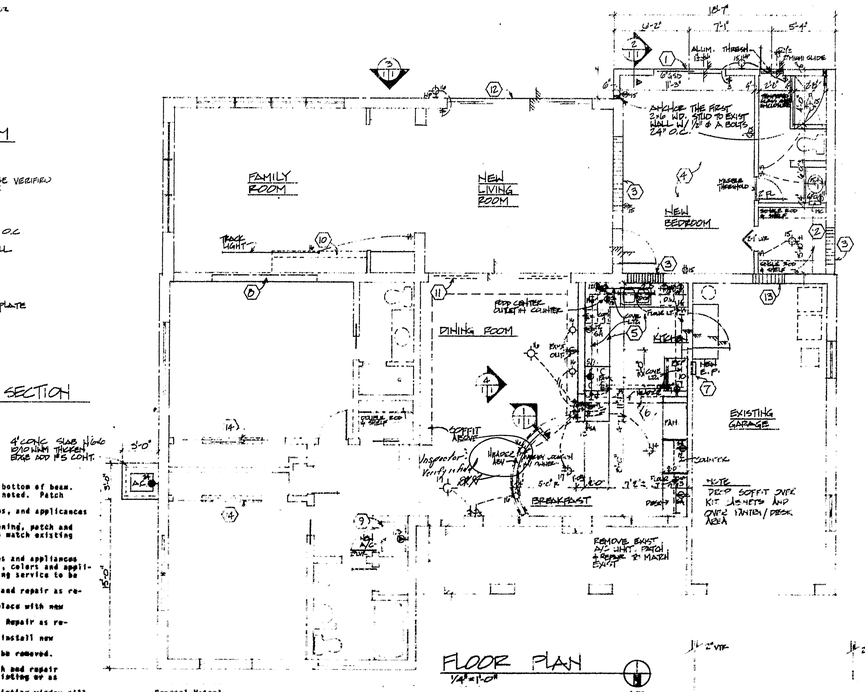

FLOOR PLAN
1/4" = 1'-0"

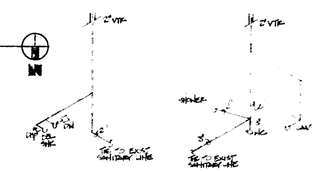

PLUMBING RISER DIAGRAM
H.T.S.

ELECTRIC PANEL SCHEDULE

RELOCATED CIR NO	USE	KW	BRKR SIZE	WIRE SIZE
1,2	AHU	10.3	60A.2P	#6 CU
3,4	Cond Unit	5.3	50A.2P	#6 CU
5,7	Range	10.6	60A.2P	#6 CU
6	Dishwasher	1.1	20A.1P	#12
8	Disposal	.6	20A.1P	#12
9	Compactor	2.4	20A.1P	#12
10	Refrigerator	1.5	20A.1P	#12
11	GFCI	.2	15A.1P	#14
12,13	SA	1.2	20A.1P	#12
14-19	General Purpose	2.3	15A.1P	#14
20-24	Exist. Gen. Purpose		15A.1P	#14
25-30	Spares			

SEC LOAD CALCULATIONS SECTION 220-30

AHU 10.3 This Load Used in Calculation
Cond 5.3

OTHER LOADS

2407 Sq. Ft. @ 3 Watts/Sq. Ft.	7.2
Range	10.6
Dishwasher	1.1
Disposal	.6
Compactor	2.4
Refrigerator	1.5
Pool Pump	2.0
Sprkl. Pump	2.0
Washer	1.1
Dryer	5.4
2 SA Outlets	1.2
	40.9
A/C @ 100%	10.3
125 % OF @ 100%	10.0
Remainder of other load @ 100%	
	62.4
	10.3 KW
	230 = 142 Amps

WORK NOTES:

1. Remove existing exterior aluminum panels to bottom of beam. Provide new wood stud wall with finishes as noted. Patch and repair as required.
2. Entire existing kitchen casework, countertops, and appliances to be removed.
3. Existing window to be removed. Block up opening, patch and repair as required. Provide new finishes to match existing or as noted.
4. Level existing pitch in patio slab.
5. Entire existing kitchen casework, countertops and appliances to be removed and replaced with new patterns, colors and appliances as selected by Owner. Existing plumbing service to be moved and reused.
6. Existing stud partition to be removed. Patch and repair as required.
7. Remove existing electric fuse panels and replace with new circuit breaker box.
8. Existing recessed bookshelves to be closed. Repair as required to match existing wall and finishes.
9. Remove existing shelves in linen closet and install new Central A/C Unit. [illegible]
10. Existing built-in furniture and casework to be removed. Patch and repair as required.
11. Remove existing 12' Glass Sliding Door. Patch and repair as required. Provide new finish to match existing or as noted.
12. Remove existing awning windows and remove existing window sill. Patch and repair, and prepare opening to receive 12' Glass Sliding Door from dining room.
13. Existing door to be removed. Block up opening, patch and repair as required. Provide new finishes to match existing or as noted.
14. Remove existing wood partitions. Remove existing pocket wood doors. Patch and repair as required to receive new triple by-pass [illegible]

General Notes:

1. The Contractor shall visit the site of the work and examine the [illegible] and it will be assumed that the Contractor has [illegible] to the conditions and difficulties of work to be performed and materials to be furnished and at be the requirements of the plans.
2. Remove all specific items indicated on these drawings and also remove any other items or construction as required to accomplish all new work and/or revision work to all areas.
3. All removed items shall become the property of the Contractor with the approval of the Owner, and shall be removed from the site.
4. All dimensions shown are to be verified in the field and any discrepancies shall be brought to the attention of the Architect before proceeding with the work.
5. All new and existing surfaces such as walls, floors, ceilings, doors, etc. that are affected by demolition, alterations and/or new construction and repairs as required to match (A) [illegible] existing finishes in all areas or as shown on the Drawings.

RECEIVED
SEP 14 1982
City of Hollywood, Fla.
Electrical Dept.

9/14/82

ALTERATION FOR
MR. KEN FLANZ
HOLLYWOOD FLORIDA

Mark L. Saltz Architects, Inc.
5900 Johnson St. Hollywood, Florida
305/989-3186
Suite IV

DRAWING NO.	DATE	DRAWN BY	REVISIONS
1 OF 2	7-20-82	H.P.	
	CONST. NO.	CHECK BY	
	3-1-82		

1985318

Date Issued _____ Permit No. _____
Owner HR KEN FLANZ
Description GRAV. & ELEC. REVISIONS
Location 1121 VAN BUREN ST
Lot 33,34 Block 36 Subdivision HWD. LAKES SEC.
Contractor or Builder TERRE NEUVE
License No. _____
Architect and/or Engineer MARK L. SALTZ
Cubic Ft. _____ Valuation $ _____
Square Ft. _____ Roof _____
Date Plans Received 9-14-92

2169

Zoning _____
Engineering-Curb Cuts _____
Sidewalk _____
Drainage _____
Utility _____
Sewer _____
Traffic _____
Elev. OK 9/14/92
Floor _____
A/C _____
Fire _____
Bldg. Fee _____

1985318

JOB CARD

OWNER	JOB ADDRESS
Allison	1112 Van Buren St.

LEGAL DESCRIPTION	LOT NUMBER	BLOCK	SUBDIVISION OR ADDITION

MICROFILM NO.	ARCHITECT	FEE	VALUATION
		$ 17.70	$6,250.00

DESCRIPTION OF CONSTRUCTION: Re roof Tile

☐ SEPTIC TANK
☐ SEWER TAP

TYPE PERMIT	NUMBER	DATE	CONTRACTOR	TYPE PERMIT	NUMBER	DATE	CONTRACTOR
BUILDING				SEPTIC/SEWER			
ROOF 3000'	57335	10/8/79	D.L. Allen Rf	AIR/CONDITION			
ELECTRIC-BASIC				MECHANICAL			
ELECTRIC-SUPP.				SCREEN			
PLUMBING NO. FIX.				POOL			
L-P-DRY WALL				DRIVEWAY			
FENCE				PATIO or WALK			

NOTES: County Surcharge $2.21
CCC 013874

OWNER:

JOB ADDRESS:

CONSTRUCTION	DATE	PLUMBING	DATE	AIRCONDITIONING	DATE	NOTES
FOUNDATION		1st ROUGH		A'C HEAT DUCTS		
PILING		2nd ROUGH		DUCTS		
GRADE BEAM		SEPTIC/SEWER		MECHANICAL		
SOIL		SEWER SKETCH				
SLAB-BLDG.		GREASE TRAP		FINAL		
PADS/COLUMNS		GAS				
TIE BEAM				FIRE BUREAU		
FRAMING		FINAL		SPEC. INSP.		
LATHING						
TIN CAP TILE	11-6-79	ELECTRIC	DATE	FINAL-ENG.		
SCREEN ENCLOSURE		TEMPORARY POLE				
MATERIAL FINAL		ROUGH		UTILITIES		
POOL STEEL		SLAB		SEWER TAP		
CONC. SLAB/GRADE		TEMPORARY FINAL		BONDS		
C/A STRUCTURE	3-7-80			BLDG. FORM		c/o DATE:
		FINAL		ZONING FINAL		rec'd by:

7-13

INSPECTION RECORD

JOB CARD

OWNER	JOB ADDRESS
Mrs. Allison	1112 Van Buren Street

LEGAL DESCRIPTION	LOT NUMBER	BLOCK	SUBDIVISION OR ADDITION

MICROFILM NO.	ARCHITECT	FEE	VALUATION
		$ 6.00	$ 450.00

DESCRIPTION OF CONSTRUCTION

Reroof

☐ SEPTIC TANK
☐ SEWER TAP

TYPE PERMIT	NUMBER	DATE	CONTRACTOR	TYPE PERMIT	NUMBER	DATE	CONTRACTOR
BUILDING				SEPTIC/SEWER			
ROOF 350	28718	10-7-75	Alpha Roofing	AIR/CONDITION			
ELECTRIC-BASIC				MECHANICAL			
ELECTRIC-SUPP.				SCREEN			
PLUMBING NO. FIX.				POOL			
L-P-DRY WALL				DRIVEWAY			
FENCE				PATIO or WALK			

1613-13

NOTES:

OWNER: | JOB ADDRESS:

CONSTRUCTION	DATE	PLUMBING	DATE	AIRCONDITIONING	DATE	NOTES
FOUNDATION		1st ROUGH		A'C HEAT DUCTS		
PILING		2nd ROUGH		DUCTS		
GRADE BEAM		SEPTIC/SEWER		MECHANICAL		
SOIL		SEWER SKETCH				
SLAB-BLDG.		GREASE TRAP		FINAL		
PADS/COLUMNS		GAS				
TIE BEAM				FIRE BUREAU		
FRAMING		FINAL		SPEC. INSP.		
LATHING						
TIN CAP/TILE	10-7-75	ELECTRIC	DATE	FINAL-ENG.		
SCREEN ENCLOSURE		TEMPORARY POLE				
MATERIAL FINAL		ROUGH		UTILITIES		
POOL STEEL		SLAB		SEWER TAP		
CONC. SLAB/GRADE		TEMPORARY FINAL		BONDS		
C/A STRUCTURE	10-17-75			BLDG. FORM		c/o DATE:
		FINAL		ZONING FINAL		rec'd by:

INSPECTION RECORD

JOB CARD

OWNER	JOB ADDRESS
TERRE NEUVE CORP.	1112 VAN BUREN ST.

LEGAL DESCRIPTION	LOT NUMBER	BLOCK	SUBDIVISION OR ADDITION
			51421401604

MICROFILM NO.	ARCHITECT	FEE	VALUATION
NO PLANS	NONE	$20.00	$500.00

DESCRIPTION OF CONSTRUCTION
FUMIGATION

☐ SEPTIC TANK
☐ SEWER TAP

TYPE PERMIT	NUMBER	DATE	CONTRACTOR	TYPE PERMIT	NUMBER	DATE	CONTRACTOR
BUILDING	117834	6-6-88	TRULY NOLEN	SEPTIC/SEWER			
ROOF				AIR/CONDITION			
ELECTRIC-BASIC				MECHANICAL			
ELECTRIC-SUPP.				SCREEN			
PLUMBING NO. FIX.				POOL			
L-P-DRY WALL				DRIVEWAY			
FENCE				PATIO or WALK			

NOTES: county surcharge $.35

OWNER: | JOB ADDRESS:

CONSTRUCTION	DATE	PLUMBING	DATE	AIRCONDITIONING	DATE	NOTES
FOUNDATION		1st ROUGH		A/C HEAT DUCTS		
PILING		2nd ROUGH		DUCTS		
GRADE BEAM		SEPTIC/SEWER		MECHANICAL		
SOIL		SEWER SKETCH				
SLAB-BLDG.		GREASE TRAP		FINAL		
PADS/COLUMNS		GAS				
TIE BEAM				FIRE BUREAU		
FRAMING		FINAL		SPEC. INSP.		
LATHING						
TIN CAP TILE		ELECTRIC	DATE	FINAL-ENG.		
SCREEN ENCLOSURE		TEMPORARY POLE				
MATERIAL FINAL		ROUGH		UTILITIES		
POOL STEEL		SLAB		SEWER TAP		
CONC. SLAB/GRADE		TEMPORARY FINAL		BONDS		
C/A STRUCTURE				BLDG. FORM		c/o DATE:
		FINAL		ZONING FINAL		rec'd by:

T7-T3

INSPECTION RECORD

JOB CARD

OWNER	JOB ADDRESS
HELEN R* ALLISON	1112 Van Buren St.

LEGAL DESCRIPTION	LOT NUMBER	BLOCK	SUBDIVISION OR ADDITION

MICROFILM NO.	ARCHITECT	FEE	VALUATION
		$ 6.00	$

DESCRIPTION OF CONSTRUCTION: 1 Gas Outlet for Pool Heater

☐ SEPTIC TANK
☐ SEWER TAP

TYPE PERMIT	NUMBER	DATE	CONTRACTOR	TYPE PERMIT	NUMBER	DATE	CONTRACTOR
BUILDING				SEPTIC/SEWER			
ROOF				AIR/CONDITION			
ELECTRIC-BASIC				MECHANICAL			
ELECTRIC-SUPP.				SCREEN			
PLUMBING NO. FIX.	4644	12/12/73	~~Peoples Gas~~	POOL			
L-P-DRY WALL				DRIVEWAY			
FENCE				PATIO or WALK			

NOTES;

FORM 1144-13

OWNER: | JOB ADDRESS:

CONSTRUCTION	DATE	PLUMBING	DATE	AIRCONDITIONING	DATE	NOTES
FOUNDATION		1st ROUGH		A/C HEAT DUCTS		
PILING		2nd ROUGH		DUCTS		
GRADE BEAM		SEPTIC/SEWER		MECHANICAL		
SOIL		SEWER SKETCH				
SLAB-BLDG.		GREASE TRAP		FINAL		
PADS/COLUMNS		GAS				
TIE BEAM				FIRE BUREAU		
FRAMING		FINAL	6/13/73	SPEC. INSP.		
LATHING						
TIN CAP/TILE		ELECTRIC	DATE	FINAL-ENG.		
SCREEN ENCLOSURE		TEMPORARY POLE				
MATERIAL FINAL		ROUGH		UTILITIES		
POOL STEEL		SLAB		SEWER TAP		
CONC. SLAB/GRADE		TEMPORARY FINAL		BONDS		
C/A STRUCTURE				BLDG. FORM		DATE
		FINAL		ZONING FINAL		rec'd by

INSPECTION RECORD

JOB CARD

OWNER	JOB ADDRESS
MRS. ALLISON	1112 Van Buren Street

LEGAL DESCRIPTION	LOT NUMBER	BLOCK	SUBDIVISION OR ADDITION

MICROFILM NO.	ARCHITECT	FEE	VALUATION
		$ 10.00	$ 500.00

DESCRIPTION OF CONSTRUCTION: Replace 4 windows from jalousie to 2 picture and 2 awning type

☐ SEPTIC TANK
☐ SEWER TAP

TYPE PERMIT	NUMBER	DATE	CONTRACTOR	TYPE PERMIT	NUMBER	DATE	CONTRACTOR
BUILDING	42765	8-30-77	Dixie Glass	SEPTIC/SEWER			
ROOF				AIR/CONDITION			
ELECTRIC-BASIC				MECHANICAL			
ELECTRIC-SUPP.				SCREEN			
PLUMBING NO. FIX.				POOL			
L-P-DRY WALL				DRIVEWAY			
FENCE				PATIO or WALK			

NOTES:

1613-13

OWNER:

JOB ADDRESS:

CONSTRUCTION	DATE	PLUMBING	DATE	AIR CONDITIONING	DATE	NOTES
FOUNDATION		1st ROUGH		A/C HEAT DUCTS		
PILING		2nd ROUGH		DUCTS		
GRADE BEAM		SEPTIC/SEWER		MECHANICAL		
SOIL		SEWER SKETCH				
SLAB-BLDG.		GREASE TRAP		FINAL		
PADS/COLUMNS		GAS				
TIE BEAM				FIRE BUREAU		
FRAMING		FINAL		SPEC. INSP.		
LATHING						
TIN CAP/TILE		ELECTRIC	DATE	FINAL-ENG.		
SCREEN ENCLOSURE		TEMPORARY POLE				
MATERIAL FINAL		ROUGH		UTILITIES		
POOL STEEL		SLAB		SEWER TAP		
CONC. SLAB/GRADE		TEMPORARY FINAL		BONDS		
C/A STRUCTURE	9-27-77			BLDG. FORM		c/o DATE:
		FINAL		ZONING FINAL		rec'd by:

INSPECTION RECORD

JOB CARD

OWNER Helen ALLISON	JOB ADDRESS 1112 VAN BUREN ST.

LEGAL DESCRIPTION	LOT NUMBER	BLOCK	SUBDIVISION OR ADDITION
	15	36	HOLLYWOOD LAKES

MICROFILM NO.	ARCHITECT	FEE	VALUATION
73-0456	Carl Skiles	$ 50.00	$ 4,000.00

DESCRIPTION OF CONSTRUCTION

POOL 12,000 GALS & POOL PIPE & FILTER heater

☐ SEPTIC TANK-
☐ SEWER TAP

TYPE PERMIT	NUMBER	DATE	CONTRACTOR	TYPE PERMIT	NUMBER	DATE	CONTRACTOR
BUILDING				SEPTIC/SEWER			
ROOF				AIR/CONDITION			
ELECTRIC-BASIC				MECHANICAL			
ELECTRIC-SUPP.				SCREEN			
PLUMBING NO. FIX.	2804	3-16-73	MASTER POO	POOL	11575	3-16-73	MASTER POO
L-P-DRY WALL				DRIVEWAY			
FENCE				PATIO or WALK			

NOTES:

FORM 1144-13

OWNER:

JOB ADDRESS:

CONSTRUCTION	DATE	PLUMBING	DATE	AIRCONDITIONING	DATE	NOTES
FOUNDATION		1st ROUGH		A/C HEAT DUCTS		
PILING		2nd ROUGH		DUCTS		
GRADE BEAM		SEPTIC/SEWER		MECHANICAL		
SOIL		SEWER SKETCH				
SLAB-BLDG.		GREASE TRAP		FINAL		
PADS/COLUMNS		GAS				
TIE BEAM		MAIN DRAIN	3-21-73 ~~3-29-73~~	FIRE BUREAU		
FRAMING		FINAL		SPEC. INSP.		
LATHING						
TIN CAP/TILE		ELECTRIC	DATE	FINAL-ENG.		
SCREEN ENCLOSURE		TEMPORARY POLE				
MATERIAL FINAL		ROUGH		UTILITIES		
POOL STEEL	3-27-73	SLAB		SEWER TAP		
CONC. SLAB/GRADE	~~3-28-73~~ 4-6-73	TEMPORARY FINAL		BONDS		
C/A STRUCTURE	10-2-73			BLDG. FORM		C/O DATE:
		FINAL		ZONING FINAL		rec'd by:

INSPECTION RECORD

FLORIDA TESTING & ENGINEERING CO.

ENGINEER'S LABORATORY
3005 NORTHWEST 10th AVENUE
FORT LAUDERDALE, FLORIDA 33309

563-3409
Area Code 305

TEST BORING REPORT

CLIENT: Master Pools
PROJECT: Proposed Pool @ 1112 Van Buren Street, Hollywood, Fla.
LOCATION: Approx. 30' E. & 25' N. of S.W. Property Corner
DRILLER: Smith/Winterholler
DRILL No.: 4

ORDER No.: 3195
REPORT No.: 1
HOLE No.: 2
DATE STARTED: 2/9/73
DATE COMPLETED: 2/9/73

GROUND ELEVATION: Not Given

		DESCRIPTION OF MATERIALS	SAMPLE NUMBER	HAMMER BLOWS (ON 6" BRACKETS)	PENETRATION (FEET)	HAMMER BLOWS ON CASING
				11 15 12 13	1 2 3 4	4 L. L. O
5.0'	5.0'	Tan brown limerock w/silica sand and shell.	1	4 3 2 2	5 6 7 8	W A U G E
9.0'	4.0'	Dark brown fibrous muck.	2	2	9	10
10.0'	1.0'	Tan sand with shell & marl.	3	10 9 13 14 15	11 12 13 14 15	
15.0'	5.0'	Tan sand with shell & marl.	4	15		

Boring completed.

Scale: 1" = 1 foot
Hammer weight: Casing 30 lbs. Spoon 140 lbs.
Hammer drop: Casing 15" Spoon 2.0"
Sampler size: ID. 1.5" OD. 2.0" Type H.A.
Casing size: ID. OD. Type
Water level: 4.0' below surface at 11:00 date 2/9/73

As a mutual protection to the owners and ourselves, the engineer in the owner's behalf shall check this report with the samples submitted prior to the purchase of property, or designing of structures.

FLORIDA TESTING AND ENGINEERING CO.
By: J. V. Winterholler, P.E.

As a further protection to clients, the public and ourselves, all reports are submitted as the confidential property of clients, and authorization for publication of statements, conclusions or extracts from or regarding our reports is reserved pending our written approval.

FLORIDA TESTING & ENGINEERING CO.

ENGINEER'S LABORATORY
3005 NORTHWEST 10th AVENUE
FORT LAUDERDALE, FLORIDA 33309

563-3409
Area Code 305

TEST BORING REPORT

CLIENT: Master Pools
PROJECT: Proposed Pool @ 1112 Van Buren Street, Hollywood, Fla.
LOCATION: Approx. 30' E. & 50' N. of S.W. Property Corner
DRILLER: Smith/Winterholler
DRILL No.: 4

ORDER No.: 3195
REPORT No.: 1
HOLE No.: 1
DATE STARTED: 2/9/73
DATE COMPLETED: 2/9/73

GROUND ELEVATION: Not Given

		DESCRIPTION OF MATERIALS	SAMPLE NUMBER	HAMMER BLOWS (ON 6" BRACKETS)	PENETRATION (FEET)	HAMMER BLOWS ON CASING
				9 19 21 7	1 2 3 4	H O L O
5.0'	5.0'	Tan brown limerock w/silica sand and shell.	1	4 3 2 2	5 6 7 8	W A U G E
9.0'	4.0'	Dark brown fibrous muck.	2	2	9	10
10.0'	1.0'	Tan sand with shell & marl.	3	9 16 15 15 12	10 11 12 13 14	
15.0'	5.0'	Tan sand with shell & marl.	4	15	15	

Boring completed.

3-Client

Scale: 1" = 1 foot
Hammer weight: Casing 30 lbs. Spoon 140 lbs.
Hammer drop: Casing 15" Spoon 2.0"
Sampler size: ID. 1.5" OD. 2.0" Type H.A.
Casing size: ID. OD. Type
Water level: 4.0' below surface at 0:15 date 2/9/73

As a mutual protection to the owners and ourselves, the engineer in the owner's behalf shall check this report with the samples submitted prior to the purchase of property, or designing of structures.

FLORIDA TESTING AND ENGINEERING CO.
By: J. V. Winterholler, P.E.

As a further protection to clients, the public and ourselves, all reports are submitted as the confidential property of clients, and authorization for publication of statements, conclusions or extracts from or regarding our reports is reserved pending our written approval.

FLORIDA TESTING & ENGINEERING CO.

ENGINEER'S LABORATORY
3005 NORTHWEST 10th AVENUE
FORT LAUDERDALE, FLORIDA 33309

563-3409
Area Code 305

February 14, 1973

Hollywood dbl

Master Pools
4460 N. Federal Highway
Ft. Lauderdale, Florida

REFERENCE: Proposed Pool @ 1112 Van Buren Street, Hollywood, Fla.

Gentlemen:

As per your request, we have conducted a subsoil investigation at the above-referenced property (see accompanying reports).

Our borings indicate a layer of brown muck and due to this unsuitable material we would recommend:

a. That piling be used to support the proposed pool

or

b. That all deleterious material in the proposed pool area be excavated, in its entirety, and the area backfilled with clean suitable fill, under controlled conditions, to proposed grade.

If the above procedure is followed, standard pool construction may then be utilized.

Respectfully Submitted,
FLORIDA TESTING & ENGINEERING CO.

J. V. Winterholler, P.E.

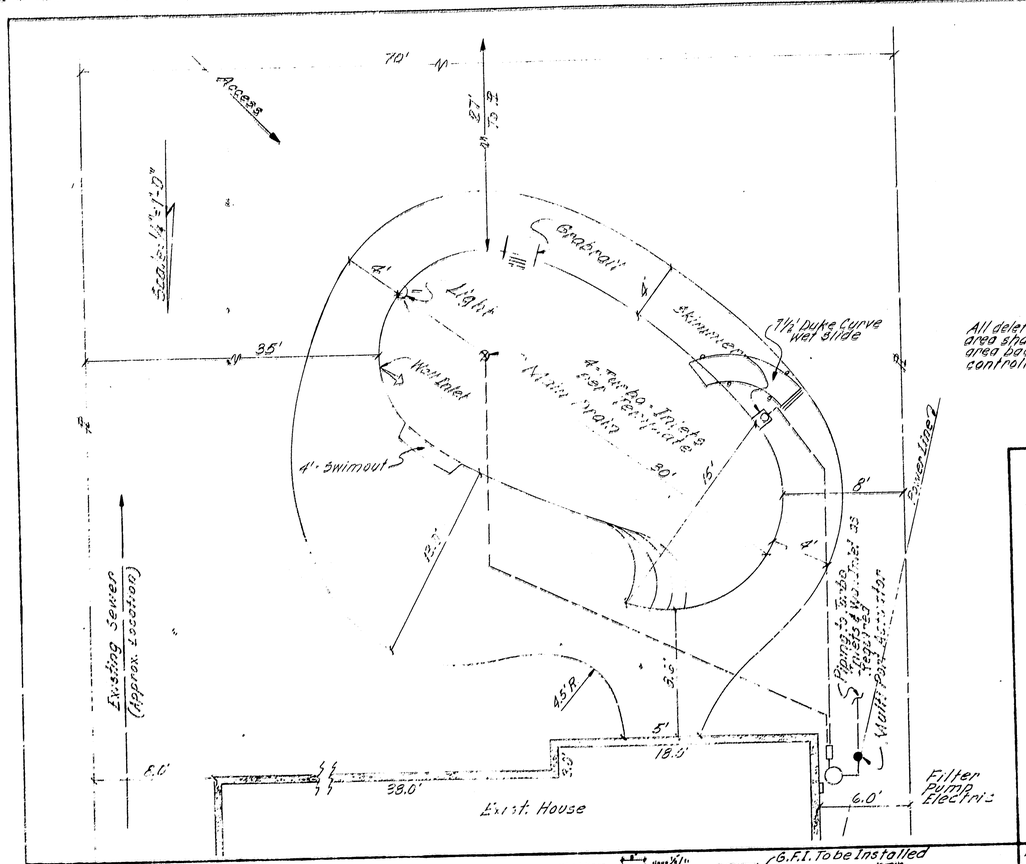

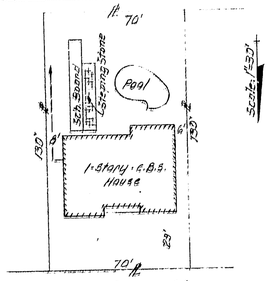

1112 Van Buren St.

All deleterious material in the proposed pool area shall be excavated in its entirety, and the area backfilled with clean suitable fill, under controlled conditions, to proposed grade.

POOL NOTES AND SPECIFICATIONS

1 For layout extent of slabs plot plans location and size of pool, equipment, schedules and details not shown on this sheet see sheet 3
2 Swimming pool shell have gunite or concrete floor walls and beam beams to be gunite Concrete shall have a 28 day ramp strength of 3000 p.s.i.
3 All reinforcing steel to be intermediate grade deformed bars of new billet steel conforming to A.S.T.M. A15. Steel to be bent lapped and placed in strict accordance with A.C.I. standards and specifications.
4 All pool piping to meet the N.S.F. seal of approval
5 Backwash to be on gravel sump.
6 Drain on main drain to have a free area 4 times the area of the suction line.
7 Water supply and disposal to be arranged so that there is no cross connection with a domestic water supply or water disposal system.
8 Disposal of pool water to conform to Sect 5006 of the S.F.B.C. Surface grading to confine ponding of pool water within lot lines and to persist no longer than 1 hour.

ELEVATION As req'd SIZE width 15' length 30'
DEPTH main drain 6' shallow end 3'
PERIMETER 11 80' VOLUME gallons 12,000
TILE one row 6" ~~COPING~~ flush raised
INTERIOR FINISH marble-tile
PIPING PVC Sch. 40 NSF NLETS 1-wall and 4 Turbo Trieta per template
DECKS Concrete sq. ft. finish Key stone
EARTH DISPOSAL Off site by Contractor
POOL LIGHT: one voltage 12 watts 100
ELECTRIC As req'd conduit 3/4" HEATER gas oil
GRABRAILS one HANDRAILS
FILTER Stainless 1'-1'-1, Hi-Rate 20 sq. ft.
PUMP 1½ HP. Bronze
OTHER 4' Swimout & 7½ Duke Curve wet slide

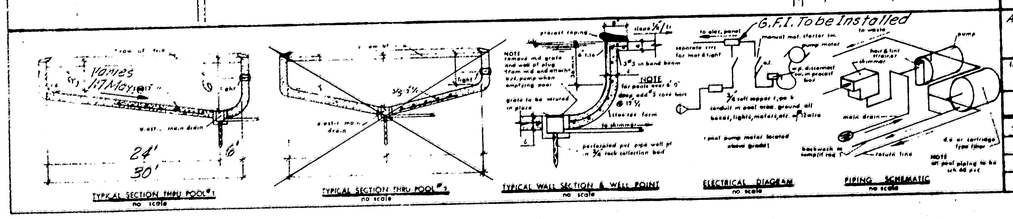

A. MASTER POOL

for Mrs. Helen Allison
1112 Van Buren St. Hollywood

LEGAL DESCRIPTION LOT 15 BLOCK 36 SUBDIVISION Hollywood Lakes
HOLLYWOOD BROWARD COUNTY FLA.

date 9-11-73	Prepared by:	sheet 1
checked C.S.	Carl Skiles	
drawn	P.E. # 13617	of 1
revision	JOB NO. 73-32	

73-0456 ROLL 73-5 FRAME 476

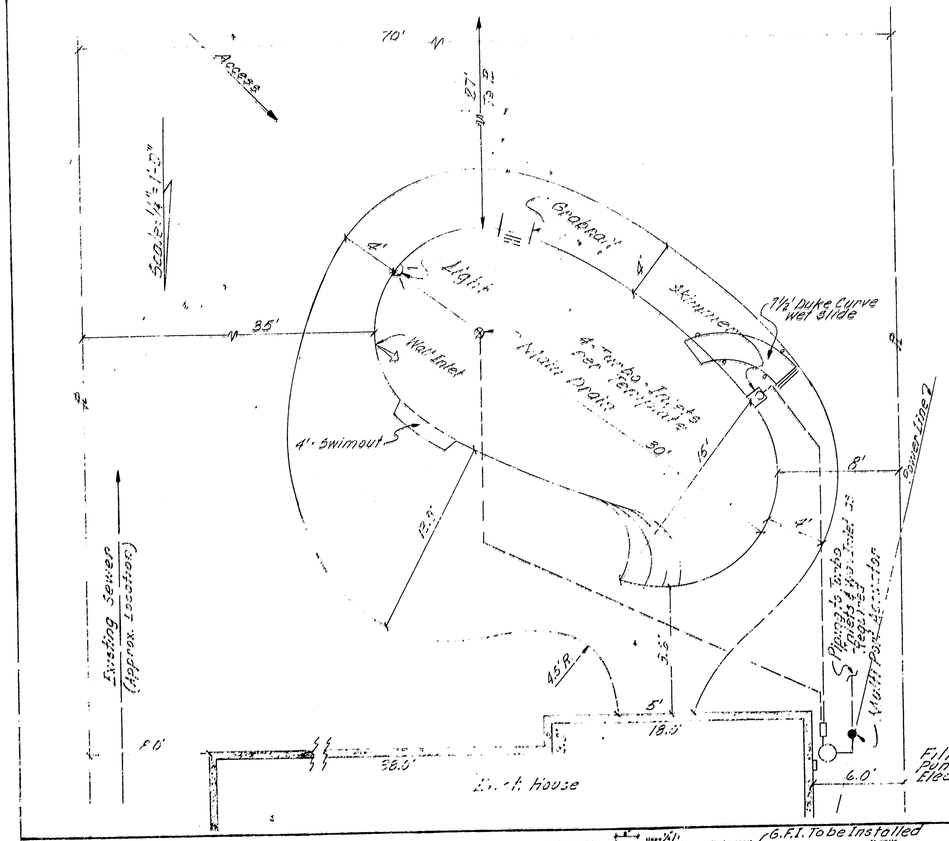

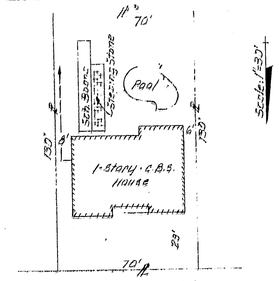

1112 Van Buren St.

All deleterious material in the proposed pool area shall be excavated, in its entirety, and the area backfilled with clean suitable fill, under controlled conditions, to proposed grade.

POOL NOTES AND SPECIFICATIONS

1 For layout extent of slabs plot plan location and size of pool, equipment schedules and details not shown on this sheet see sheet 3
2 Swimming pool shall have gunite or concrete floor walls and bond beams to be gunite Concrete shall have a 28 day comp. strength of 3000 p.s.i.
3 All reinforcing steel to be intermediate grade deformed bars of new billet steel conforming to ASTM A615 steel to be bent lapped and placed in accordance with ACI standards and specifications
4 All pool piping to bear the NSF seal of approval
5 Backwash to be in gravel sump
6 Grate on main drain to have a free area 4 times the area of the suction pipe
7 Water supply and disposal to be arranged so that there is no cross connection with a domestic water supply or water disposal system
8 Disposal of pool water to conform to Sect 5006 of the SFBC surface grading to confine ponding of pool water within lot lines and to persist no longer than 1 hour

ELEVATION As noted SIZE width 15' length 30'
DEPTH main drain 6' shallow end 3'
PERIMETER 91 VOLUME 12,000
TILE one row 6" ~~Laterals~~ 5 ft raised
INTERIOR FINISH marblecrete
PIPING PVC 2 in 32 VSF water Inlets per template
DECKS Concrete sq ft finish Keystone
EARTH DISPOSAL DPF Site by contractor
POOL LIGHTS one voltage 12 watts 100
ELECTRIC As reqd. conduit 3/4 HEATER gas oil
GRABRAILS one HANDRAILS
FILTER Stainless Steel, Hi Rate 20 sq. Ft.
PUMP 1½ HP Bronze
OTHER 4' Swimout & 7½ Duke Curve wet slide

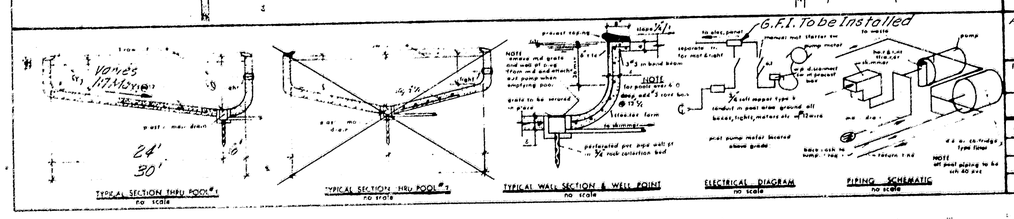

A

MASTER POOL

for Mr. Helen Allison
1112 Van Buren St. Hollywood
LEGAL DESCRIPTION LOT 15 BLOCK 35 SUBDIVISION Hollywood Lakes
HOLLYWOOD BROWARD COUNTY FLA

date 3-7-73	Prepared By:
checked C.J.S.	Carl Skiles
drawn A.H.	H.E. # 13617
revision	JOB No 73-33
sheet	of 1

73-0456 ROLL 73-5 FRAME 477

730456

565

Date Issued 3-16-73 Permit No. 11575

Owner Allison

Description Pool

Location 1112 Vann Brown

Lot 15 Block 36 Subdivision Hud Lake

Contractor or Builder Master

License No.

Architect and/or Engineer

Cubic Ft. 15,000 Valuation $ 4,000

Square Ft. Roof

Date Plans Received 3-14-73 1:30

3/16/73 Pool work started without Permit or Accepted Plans. Fee $50.00 Mr Owen Notified by Phone!

GET CHECKS FROM:

Zoning Robert A. Hewlett 3-16-73

Engineering-Curb Cuts

Sidewalk

Drainage

Utilities-Water

Sewer

Traffic Eng.

Elec.-Electric B 3-16-73

Plumbing 3/16/73

HVC-Mech.

Structure

Fire Bureau

Plan Review

NEED IMPROVED SEALS

73-0456 ROLL 73-5 FRAME 478

JOB CARD

OWNER	JOB ADDRESS
HAROLD R. ALLTSON	1112 VAN TUREN ST.

LEGAL DESCRIPTION	LOT NUMBER	BLOCK	SUBDIVISION OR ADDITION
	15 & 16	36	HOLLYWOOD ARRK LAKES SEC

MICROFILM NO.	ARCHITECT	FEE	VALUATION
		$ 8.00	$ 404.00

DESCRIPTION OF CONSTRUCTION
139 L.F. CHAIN LINK FENCE 73-833

☐ SEPTIC TANK
☐ SEWER TAP

TYPE PERMIT	NUMBER	DATE	CONTRACTOR	TYPE PERMIT	NUMBER	DATE	CONTRACTOR
BUILDING				SEPTIC/SEWER			
ROOF				AIR/CONDITION			
ELECTRIC-BASIC				MECHANICAL			
ELECTRIC-SUPP.				SCREEN			
PLUMBING NO. FIX.				POOL			
L-P-DRY WALL				DRIVEWAY			
FENCE	12811	5-3-73	P & A	PATIO or WALK			

NOTES;

FORM 1144-13

OWNER:

JOB ADDRESS:

CONSTRUCTION	DATE	PLUMBING	DATE	AIRCONDITIONING	DATE	NOTES
FOUNDATION		1st ROUGH		A/C HEAT DUCTS		
PILING		2nd ROUGH		DUCTS		
GRADE BEAM		SEPTIC/SEWER		MECHANICAL		
SOIL		SEWER SKETCH				
SLAB-BLDG.		GREASE TRAP		FINAL		
PADS/COLUMNS		GAS				
TIE BEAM				FIRE BUREAU		
FRAMING		FINAL		SPEC. INSP.		
LATHING						
TIN CAP/TILE		ELECTRIC	DATE	FINAL-ENG.		
SCREEN ENCLOSURE		TEMPORARY POLE				
MATERIAL FINAL		ROUGH		UTILITIES		
POOL STEEL		SLAB		SEWER TAP		
CONC. SLAB/GRADE		TEMPORARY FINAL		BONDS		
C/A STRUCTURE				BLDG. FORM		r'd DATE:
		FINAL		ZONING FINAL		rec'd by:

INSPECTION RECORD

NAME OF OWNER H. E. ALLISON

ADDRESS OF CONSTRUCTION 1112 VAN BUREN ST

LEGAL DESCRIPTION

OWNERS ADDRESS

DESCRIPTION OF CONSTRUCTION

COST $ 200.00

ARCHITECT

ROOFING

PERMIT TYPE	NO.	DATE ISSUED	TO WHOM	FIXTURES OR OUTLETS
BLDG.	77572 52801	3-28-69 5-22-63	ORIGIN ZINKIL	VIRANE T.F.
ROOF				
ELECTRICAL				
PLUMBING				
SEPTIC TANK				
GAS				

INSPECTIONS REVERSE SIDE

INSPECTIONS

FOUNDATION	1 ST ROUGH PLUG	TEMP SERVICE
SLAB	FINAL ROUGH PLUG	ROUGH ELECTRIC
COLUMNS		
	SEPTIC TANK	TEMPORARY FINAL
TIE BEAM		
FRAMING	GREASE TRAP	FINAL ELECTRIC
ROOF	FINAL PLUMBING	
LATHING	CERT OF OCCUPANCY	RUBBISH BOND
GAS		

REMARKS:

JOB CARD

OWNER	Allison
JOB ADDRESS	1112 Van Buren
LEGAL DESCRIPTION — LOT NUMBER	15 + 16
BLOCK	36
SUBDIVISION OR ADDITION	E-2C
MICROFILM NO.	
ARCHITECT	
FEE	$ 5.00
VALUATION	$ 300.00
DESCRIPTION OF CONSTRUCTION	Repairs & alterations

☐ SEPTIC TANK
☐ SEWER TAP

TYPE PERMIT	NUMBER	DATE	CONTRACTOR	TYPE PERMIT	NUMBER	DATE	CONTRACTOR
BUILDING	1404	1/25/72	Byrk	SEPTIC/SEWER			
ROOF				AIR/CONDITION	001	11/29/71	Consolidat Serv.
ELECTRIC-BASIC				MECHANICAL			
ELECTRIC-SUPP.				SCREEN			
PLUMBING — NO. FIX.				POOL			
L-P-DRY WALL				DRIVEWAY			
FENCE				PATIO or WALK			

NOTES;

FORM 0860-13

OWNER: | JOB ADDRESS:

CONSTRUCTION	DATE	PLUMBING	DATE	AIRCONDITIONING	DATE	NOTES
FOUNDATION		1st ROUGH		A/C HEAT DUCTS		
PILING		2nd ROUGH		DUCTS		
GRADE BEAM		SEPTIC/SEWER		MECHANICAL		
SOIL		SEWER SKETCH				
SLAB-BLDG.		GREASE TRAP		FINAL	5-23-72	
PADS/COLUMNS		GAS				
TIE BEAM				FIRE BUREAU		
FRAMING		FINAL		SPEC. INSP.		
LATHING						
TIN CAP/TILE		ELECTRIC	DATE	FINAL-ENG.		
SCREEN ENCLOSURE		TEMPORARY POLE				
MATERIAL FINAL		ROUGH		UTILITIES		
POOL STEEL		SLAB		SEWER TAP		
CONC. SLAB/GRADE		TEMPORARY FINAL		BONDS		
C/A STRUCTURE	not called in 6-28-72			BLDG. FORM		c/o DATE:
		FINAL		ZONING FINAL	2-2-72	rec'd by:

INSPECTION RECORD

7 permits were found for

1112 VAN BUREN ST

View	Process #	Permit #	Description	Appl. Date	Permit Date
Details		**B20-100115**	REROOF - FLAT	1/8/2020	**1/28/2020**
Details		**P11-100481**	POOL REMARCITE	3/31/2011	**4/1/2011**
Details		**P09-100874**	HOT WATER HEATER	8/27/2009	**8/27/2009**
Details		**P09-100870**	GAS PIPING	8/21/2009	**8/27/2009**
Details		**P09-100584**	NATURAL GAS SERVICE	6/2/2009	**6/8/2009**
Details	91510	**B0600835**	RE-ROOF (COMBINATION OF TYPES)	1/19/2006	**1/27/2006**
Details	73038	**B0403830**	WINDOW REPLACEMENT	7/1/2004	**7/6/2004**

JOB CARD

OWNER	JOB ADDRESS
Mr. Rec Plus	1112 Van Buren St.

LEGAL DESCRIPTION	LOT NUMBER	BLOCK	SUBDIVISION OR ADDITION
	156 B.C' of 16	36	Bwd. Lakes Sec. FBLPB.32

PERMIT NO.	ARCHITECT	FEE	VALUATION
RS-375	Jack L. Baltz	$50.00	$7,000.00

DESCRIPTION OF CONSTRUCTION
Interior alterations; new living room, bedroom & bath

☐ SEPTIC TANK
☐ SEWER TAP

TYPE PERMIT	NUMBER	DATE	CONTRACTOR	TYPE PERMIT	NUMBER	DATE	CONTRACTOR
BUILDING				SEPTIC/SEWER			
PLUMBING		8-28-82	Bernhardt	AIR CONDITION	14038	9-9-82	Rakers
ELECTRIC-PANEL	4226	9-1-82	M.E. Elec.	MECHANICAL			
ELECTRIC-MPT.				SCREEN			
POOL	4379	8-20-82	Chastel	POOL			
DRIVEWAY				DRIVEWAY 36.4	78058	6-15-82	Glover
PATIO or WALK				PATIO or WALK			

Fees: County surcharge: $2.45 Plan processing fee: $35.00; receipt #264
Per Water Resource fee at time of permit.

JOB CARD

OWNER	JOB ADDRESS
[illegible]	1112 Van Buren St.

LEGAL DESCRIPTION	LOT NUMBER	BLOCK	SUBDIVISION OR ADDITION

PERMIT NO.	ARCHITECT	FEE	VALUATION
		$ 17.70	$6,250.00

DESCRIPTION OF CONSTRUCTION
Re roof Tile

☐ SEPTIC TANK
☐ SEWER TAP

TYPE PERMIT	NUMBER	DATE	CONTRACTOR	TYPE PERMIT	NUMBER	DATE	CONTRACTOR
BUILDING				SEPTIC/SEWER			
PLUMBING	17155	10/8/79	C.L. Allen Rf	AIR CONDITION			
ELECTRIC-PANEL				MECHANICAL			
ELECTRIC-MPT.				SCREEN			
POOL				POOL			
DRIVEWAY				DRIVEWAY			
PATIO or WALK				PATIO or WALK			
FENCE							

Fees County Surcharge $2.21
[illegible]

JOB CARD

OWNER: Mrs. Allison

JOB ADDRESS: 1112 Van Buren Street

LOT NUMBER | BLOCK | SUBDIVISION OR ADDITION

LEGAL DESCRIPTION

PROPERTY NO. | ZONING | FEE $ 6.00 | VALUATION $ 450.00

DESCRIPTION OF CONSTRUCTION: Reroof

☐ SEPTIC TANK
☐ SEWER TAP

TYPE PERMIT	NUMBER	DATE	CONTRACTOR	TYPE PERMIT	NUMBER	DATE	CONTRACTOR
BUILDING				SEPTIC TANK			
ROOF	20210	10-7-75	Alpha Roofing	GAS CONNECTION			
ELECTRIC-BASIC				MECHANICAL			
ELECTRIC-SUPP.				SEWER			
PLUMBING				POOL			
L.P. DRY WELL				DEMOLITION			
FENCE				PLANNING WALK			

OTHER

1615-13

JOB CARD

OWNER: TERRE NEUVE CORP.

JOB ADDRESS: 1112 VAN BUREN ST.

LOT NUMBER | BLOCK | SUBDIVISION OR ADDITION: 5142140160 4

LEGAL DESCRIPTION

PROPERTY NO.: NO PLANS | ZONING: NONE | FEE: $20.00 | VALUATION: $500.00

DESCRIPTION OF CONSTRUCTION: FUMIGATION

☐ SEPTIC TANK
☐ SEWER TAP

TYPE PERMIT	NUMBER	DATE	CONTRACTOR	TYPE PERMIT	NUMBER	DATE	CONTRACTOR
BUILDING	017634	8-6-88	TIMOTHY NOLEN	SEPTIC TANK			
ROOF				GAS CONNECTION			
ELECTRIC-BASIC				MECHANICAL			
ELECTRIC-SUPP.				SEWER			
PLUMBING	NO. FIX.			POOL			
L.P. DRY WELL				DEMOLITION			
FENCE				PLANNING WALK			

OTHER: County surcharge $.35

JOB CARD

OWNER	JOB ADDRESS
HELEN R. ALLISON	1112 Van Buren St.

LEGAL DESCRIPTION	LOT NUMBER	BLOCK	SUBDIVISION OR ADDITION

MICROFILM NO.	ARCHITECT	FEE	VALUATION
		$ 4.00	$

DESCRIPTION OF CONSTRUCTION: 1 Gas Outlet for Pool Heater

☐ SEPTIC TANK
☐ DRIVE TAP

TYPE PERMIT	NUMBER	DATE	CONTRACTOR	TYPE PERMIT	NUMBER	DATE	CONTRACTOR
BUILDING				SEPTIC TANK			
ROOF				AIR CONDITION			
ELECTRIC-BASIC				MECHANICAL			
ELECTRIC-SUPP.				HEATER			
PLUMBING NO. FIX.	4644	12/12/73	Pompico Co.	POOL			
L-P-DRY WALL				DRIVEWAY			
FENCE				PETROLEUM			

NOTES:

FORM 1103-13

JOB CARD

OWNER	JOB ADDRESS
MRS. ALLISON	1112 Van Buren Street

LEGAL DESCRIPTION	LOT NUMBER	BLOCK	SUBDIVISION OR ADDITION

MICROFILM NO.	ARCHITECT	FEE	VALUATION
		$ 10.00	$ 500.00

DESCRIPTION OF CONSTRUCTION: Replace 4 windows from jalousie to 2 picture and 2 awning type

☐ SEPTIC TANK
☐ DRIVE TAP

TYPE PERMIT	NUMBER	DATE	CONTRACTOR	TYPE PERMIT	NUMBER	DATE	CONTRACTOR
BUILDING	12765	8-30-77	Dixie Glass	SEPTIC TANK			
ROOF				AIR CONDITION			
ELECTRIC-BASIC				MECHANICAL			
ELECTRIC-SUPP.				HEATER			
PLUMBING NO. FIX.				POOL			
L-P-DRY WALL				DRIVEWAY			
FENCE				PETROLEUM			

NOTES:

OWNER Helen
ALLTSON

JOB ADDRESS
[illegible]

LEGAL DESCRIPTION
LOT NUMBER 15
BLOCK 36
SUBDIVISION [illegible]

MICROFILM NO.
73-0456

ARCHITECT
Carl Skiles

FEE
$ 50.00

VALUATION
$ 5,000.00

DESCRIPTION OF CONSTRUCTION
POOL 12,000 GALS & [illegible]

TYPE PERMIT	NUMBER	DATE	CONTRACTOR	TYPE PERMIT	NUMBER	FEE	VALUATION
BUILDING				WRITE OVER			
ROOF				AIR CONDITION			
ELECTRIC-BASIC				HEATING			
ELECTRIC-SUPP.				SIGN			
PLUMBING	NO. FIX. 280	3-16-73	[illegible]	[illegible]	[illegible]	[illegible]	[illegible]
L-P-DRY WALL				[illegible]			
FENCE				PAID A. [illegible]			

NOTES.

JOB CARD

OWNER	JOB ADDRESS
LEGAL DESCRIPTION — LOT NUMBER	BLOCK
ARCHITECT	FEE $ 0.00 / VALUATION $ [illegible]
DESCRIPTION OF CONSTRUCTION	☐ SEPTIC TANK ☐ SEWER TAP

TYPE PERMIT	NUMBER	DATE	CONTRACTOR	TYPE PERMIT	NUMBER	DATE	CONTRACTOR
BUILDING				SEPTIC/SEWER			
MOVE				AIR/CONDITION			
ELECTRIC-MOBILE				MECHANICAL			
ELECTRIC-MOBILE MOTEL				SCREEN			
PLUMBING				POOL			
LP GAS TANK				DRIVEWAY			
CODE	[illegible]	6-3-73	P & A	PATIO & CARPORT			
WATER							

FORM 1104-13

NAME OF OWNER: ROBERT HENRY [illegible] — ADDRESS OF CONSTRUCTION: [illegible]

LEGAL DESCRIPTION: Lt 15 plus [illegible] Lt 16, Blk 34 [illegible]

Owner's Present Address

Description of Construction: Single Family Bldg — Cost: 15,000

Permit Type	No.	Date Issued	To Whom	Fixtures or Outlets
Bldg.	21606	1-28-54	H.C. Henry Gen Contr	
Electrical	13617	4-28-57	Pierce Elec	1-1-55
Plumbing	10114	5-6-54	Thos. Jerrick	10
Gas	[illegible]	5-6-54	Thos. Jerrick	[illegible]

INSPECTIONS

FOUNDATION [illegible]	1st Rough Plg. [illegible]	Temp. Service	[illegible]
	Final Rough Plg. [illegible]		
COLUMNS	Final Rough Plg. [illegible]	Rough Electric	[illegible]
TIE BEAM [illegible]	Septic Tank [illegible]	Temporary Final	
	[illegible]		
ROOF	Grease Trap [illegible]	Final Electric	[illegible]
	Final Plumbing [illegible]		
GAS [illegible]	Cert. of Occupancy 7-3-54	Rubbish Bond	[illegible]

Remarks: [illegible]

NAME OF OWNER: H. R. ALLISON

ADDRESS OF CONSTRUCTION: 1112 VAN BUREN ST

LEGAL DESCRIPTION

OWNERS ADDRESS

DESCRIPTION OF CONSTRUCTION

COST $ 200.00

ARCHITECT

RECORD

PERMIT TYPE	NO	DATE ISSUED	TO WHOM	FIXTURES OR OUTLETS
BLDG	77572 $200	3-24-63 5-22-63	CHECK IN ISSUE	V. RAE T.F.
ROOF				
ELECTRICAL				
PLUMBING				
SEPTIC TANK				
GAS				

INSPECTIONS REVERSE SIDE

JOB CARD

OWNER: Allison

JOB ADDRESS: 1112 Van Buren

LEGAL DESCRIPTION — LOT NUMBER: 15 + 16 — BLOCK: 36 — SUBDIVISION OR ADDITION: E 2C

PERMIT NO. — ARCHITECT — FEE $ 5.00 — VALUATION $ 300.00

DESCRIPTION OF CONSTRUCTION: Repairs + Alterations

☐ SEPTIC TANK ☐ SEWER TAP

TYPE PERMIT	NUMBER	DATE	CONTRACTOR	TYPE PERMIT	NUMBER	DATE	CONTRACTOR
BUILDING	404	7-25-72	Byerly	SEPTIC/SEWER			
ROOF				AIR/CONDITION	001	11/29/72	Construction Serv
ELECTRIC-BASIC				MECHANICAL			
ELECTRIC-APP.				SCREEN			
PLUMBING				POOL			
L.P.-TIP WELL				DRIVEWAY			
FENCE				PATIO or WALK			

NOTES

JOB CARD

OWNER	JOB ADDRESS
Mr. Rec Plus	1112 Van Buren St.

LEGAL DESCRIPTION	LOT NUMBER	BLOCK	SUBDIVISION OR ADDITION
	156 B.C' of 16	36	Bwd. Lakes Sec. FBLPB.32

PERMIT NO.	ARCHITECT	FEE	VALUATION
RS-375	Jack L. Baltz	$50.00	$7,000.00

DESCRIPTION OF CONSTRUCTION
Interior alterations; new living room, bedroom & bath

☐ SEPTIC TANK
☐ SEWER TAP

TYPE PERMIT	NUMBER	DATE	CONTRACTOR	TYPE PERMIT	NUMBER	DATE	CONTRACTOR
BUILDING				SEPTIC/SEWER			
PLUMBING		8-28-82	Bernhardt	AIR CONDITION	14038	9-9-82	Rakers
ELECTRIC-PANEL	4226	9-1-82	M.E. Elec.	MECHANICAL			
ELECTRIC-MPT.				SCREEN			
POOL	4379	8-20-82	Chastel	POOL			
DRIVEWAY				DRIVEWAY 36.4	78058	6-15-82	Glover
PATIO or WALK				PATIO or WALK			

Fees: County surcharge: $2.45 Plan processing fee: $35.00; receipt #264
Per Water Resource fee at time of permit.

JOB CARD

OWNER	JOB ADDRESS
[illegible]	1112 Van Buren St.

LEGAL DESCRIPTION	LOT NUMBER	BLOCK	SUBDIVISION OR ADDITION

PERMIT NO.	ARCHITECT	FEE	VALUATION
		$ 17.70	$6,250.00

DESCRIPTION OF CONSTRUCTION
Re roof Tile

☐ SEPTIC TANK
☐ SEWER TAP

TYPE PERMIT	NUMBER	DATE	CONTRACTOR	TYPE PERMIT	NUMBER	DATE	CONTRACTOR
BUILDING				SEPTIC/SEWER			
PLUMBING	17155	10/8/79	C.L. Allen Rf	AIR CONDITION			
ELECTRIC-PANEL				MECHANICAL			
ELECTRIC-MPT.				SCREEN			
POOL				POOL			
DRIVEWAY				DRIVEWAY			
PATIO or WALK				PATIO or WALK			
FENCE							

Fees County Surcharge $2.21
[illegible]

JOB CARD

OWNER: Mrs. Allison

JOB ADDRESS: 1112 Van Buren Street

LOT NUMBER | BLOCK | SUBDIVISION OR ADDITION

LEGAL DESCRIPTION

PROPERTY NO. | ZONING | FEE $ 6.00 | VALUATION $ 450.00

DESCRIPTION OF CONSTRUCTION: Reroof

☐ SEPTIC TANK
☐ SEWER TAP

TYPE PERMIT	NUMBER	DATE	CONTRACTOR	TYPE PERMIT	NUMBER	DATE	CONTRACTOR
BUILDING				SEPTIC TANK			
ROOF	20210	10-7-75	Alpha Roofing	GAS CONNECTION			
ELECTRIC-BASIC				MECHANICAL			
ELECTRIC-SUPP.				SEWER			
PLUMBING				POOL			
L.P. DRY WELL				DEMOLITION			
FENCE				PLANNING WALK			

OTHER

1615-13

JOB CARD

OWNER: TERRE NEUVE CORP.

JOB ADDRESS: 1112 VAN BUREN ST.

LOT NUMBER | BLOCK | SUBDIVISION OR ADDITION: 5142140160 4

LEGAL DESCRIPTION

PROPERTY NO.: NO PLANS | ZONING: NONE | FEE: $20.00 | VALUATION: $500.00

DESCRIPTION OF CONSTRUCTION: FUMIGATION

☐ SEPTIC TANK
☐ SEWER TAP

TYPE PERMIT	NUMBER	DATE	CONTRACTOR	TYPE PERMIT	NUMBER	DATE	CONTRACTOR
BUILDING	017634	8-6-88	TIMOTHY NOLEN	SEPTIC TANK			
ROOF				GAS CONNECTION			
ELECTRIC-BASIC				MECHANICAL			
ELECTRIC-SUPP.				SEWER			
PLUMBING	NO. FIX.			POOL			
L.P. DRY WELL				DEMOLITION			
FENCE				PLANNING WALK			

OTHER: County surcharge $.35

JOB CARD

OWNER	JOB ADDRESS
HELEN R. ALLISON	1112 Van Buren St.

LEGAL DESCRIPTION	LOT NUMBER	BLOCK	SUBDIVISION OR ADDITION

MICROFILM NO.	ARCHITECT	FEE	VALUATION
		$ 4.00	$

DESCRIPTION OF CONSTRUCTION: 1 Gas Outlet for Pool Heater

☐ SEPTIC TANK
☐ DRIVE TAP

TYPE PERMIT	NUMBER	DATE	CONTRACTOR	TYPE PERMIT	NUMBER	DATE	CONTRACTOR
BUILDING				SEPTIC TANK			
ROOF				AIR CONDITION			
ELECTRIC-BASIC				MECHANICAL			
ELECTRIC-SUPP.				HEATER			
PLUMBING NO. FIX.	4644	12/12/73	Pompico Co.	POOL			
L-P-DRY WALL				DRIVEWAY			
FENCE				PETROLEUM			

NOTES:

FORM 1103-13

JOB CARD

OWNER	JOB ADDRESS
MRS. ALLISON	1112 Van Buren Street

LEGAL DESCRIPTION	LOT NUMBER	BLOCK	SUBDIVISION OR ADDITION

MICROFILM NO.	ARCHITECT	FEE	VALUATION
		$ 10.00	$ 500.00

DESCRIPTION OF CONSTRUCTION: Replace 4 windows from jalousie to 2 picture and 2 awning type

☐ SEPTIC TANK
☐ DRIVE TAP

TYPE PERMIT	NUMBER	DATE	CONTRACTOR	TYPE PERMIT	NUMBER	DATE	CONTRACTOR
BUILDING	12765	8-30-77	Dixie Glass	SEPTIC TANK			
ROOF				AIR CONDITION			
ELECTRIC-BASIC				MECHANICAL			
ELECTRIC-SUPP.				HEATER			
PLUMBING NO. FIX.				POOL			
L-P-DRY WALL				DRIVEWAY			
FENCE				PETROLEUM			

NOTES:

OWNER Helen
ALLTSON

JOB ADDRESS
[illegible]

LEGAL DESCRIPTION
LOT NUMBER 15
BLOCK 36
SUBDIVISION [illegible]

MICROFILM NO.
73-0456

ARCHITECT
Carl Skiles

FEE
$ 50.00

VALUATION
$ 5,000.00

DESCRIPTION OF CONSTRUCTION
POOL 12,000 GALS & [illegible]

TYPE PERMIT	NUMBER	DATE	CONTRACTOR	TYPE PERMIT	NUMBER	FEE	VALUATION
BUILDING				WRITE OVER			
ROOF				AIR CONDITION			
ELECTRIC-BASIC				HEATING			
ELECTRIC-SUPP.				SIGN			
PLUMBING	NO. FIX. 280	3-16-73	[illegible]	[illegible]	[illegible]	[illegible]	[illegible]
L-P-DRY WALL				[illegible]			
FENCE				PAID A. [illegible]			

NOTES.

JOB CARD

OWNER	JOB ADDRESS
LEGAL DESCRIPTION — LOT NUMBER	BLOCK
ARCHITECT	FEE $ 0.00 / VALUATION $ [illegible]
DESCRIPTION OF CONSTRUCTION	☐ SEPTIC TANK ☐ SEWER TAP

TYPE PERMIT	NUMBER	DATE	CONTRACTOR	TYPE PERMIT	NUMBER	DATE	CONTRACTOR
BUILDING				SEPTIC/SEWER			
MOVE				AIR/CONDITION			
ELECTRIC-MOBILE				MECHANICAL			
ELECTRIC-MOBILE MOTEL				SCREEN			
PLUMBING				POOL			
LP GAS TANK				DRIVEWAY			
CODE	[illegible]	6-3-73	P & A	PATIO & CARPORT			
WATER							

FORM 1104-13

NAME OF OWNER: ROBERT HENRY [illegible] — ADDRESS OF CONSTRUCTION: [illegible]

LEGAL DESCRIPTION: Lt 15 plus [illegible] Lt 16, Blk 34 [illegible]

Owner's Present Address

Description of Construction: Single Family Bldg — Cost: 15,000

Permit Type	No.	Date Issued	To Whom	Fixtures or Outlets
Bldg.	21606	1-28-54	H.C. Henry Gen Contr	
Electrical	13617	4-28-57	Pierce Elec	1-1-55
Plumbing	10114	5-6-54	Thos. Jerrick	10
Gas	[illegible]	5-6-54	Thos. Jerrick	[illegible]

INSPECTIONS

FOUNDATION [illegible]	1st Rough Plg. [illegible]	Temp. Service	[illegible]
	Final Rough Plg. [illegible]		
COLUMNS	Final Rough Plg. [illegible]	Rough Electric	[illegible]
TIE BEAM [illegible]	Septic Tank [illegible]	Temporary Final	
	[illegible]		
ROOF	Grease Trap [illegible]	Final Electric	[illegible]
	Final Plumbing [illegible]		
GAS [illegible]	Cert. of Occupancy 7-3-54	Rubbish Bond	[illegible]

Remarks: [illegible]

NAME OF OWNER: H. R. ALLISON

ADDRESS OF CONSTRUCTION: 1112 VAN BUREN ST

LEGAL DESCRIPTION

OWNERS ADDRESS

DESCRIPTION OF CONSTRUCTION

COST $ 200.00

ARCHITECT

RECORD

PERMIT TYPE	NO	DATE ISSUED	TO WHOM	FIXTURES OR OUTLETS
BLDG	77572 $200	3-24-63 5-22-63	CHECK IN ISSUE	V. RAE T.F.
ROOF				
ELECTRICAL				
PLUMBING				
SEPTIC TANK				
GAS				

INSPECTIONS REVERSE SIDE

JOB CARD

OWNER: Allison

JOB ADDRESS: 1112 Van Buren

LEGAL DESCRIPTION — LOT NUMBER: 15 + 16 — BLOCK: 36 — SUBDIVISION OR ADDITION: E 2C

PERMIT NO. — ARCHITECT — FEE $ 5.00 — VALUATION $ 300.00

DESCRIPTION OF CONSTRUCTION: Repairs + Alterations

☐ SEPTIC TANK ☐ SEWER TAP

TYPE PERMIT	NUMBER	DATE	CONTRACTOR	TYPE PERMIT	NUMBER	DATE	CONTRACTOR
BUILDING	404	7-25-72	Byerly	SEPTIC/SEWER			
ROOF				AIR/CONDITION	001	11/29/72	Construction Serv
ELECTRIC-BASIC				MECHANICAL			
ELECTRIC-APP.				SCREEN			
PLUMBING				POOL			
L.P.-TIP WELL				DRIVEWAY			
FENCE				PATIO or WALK			

NOTES

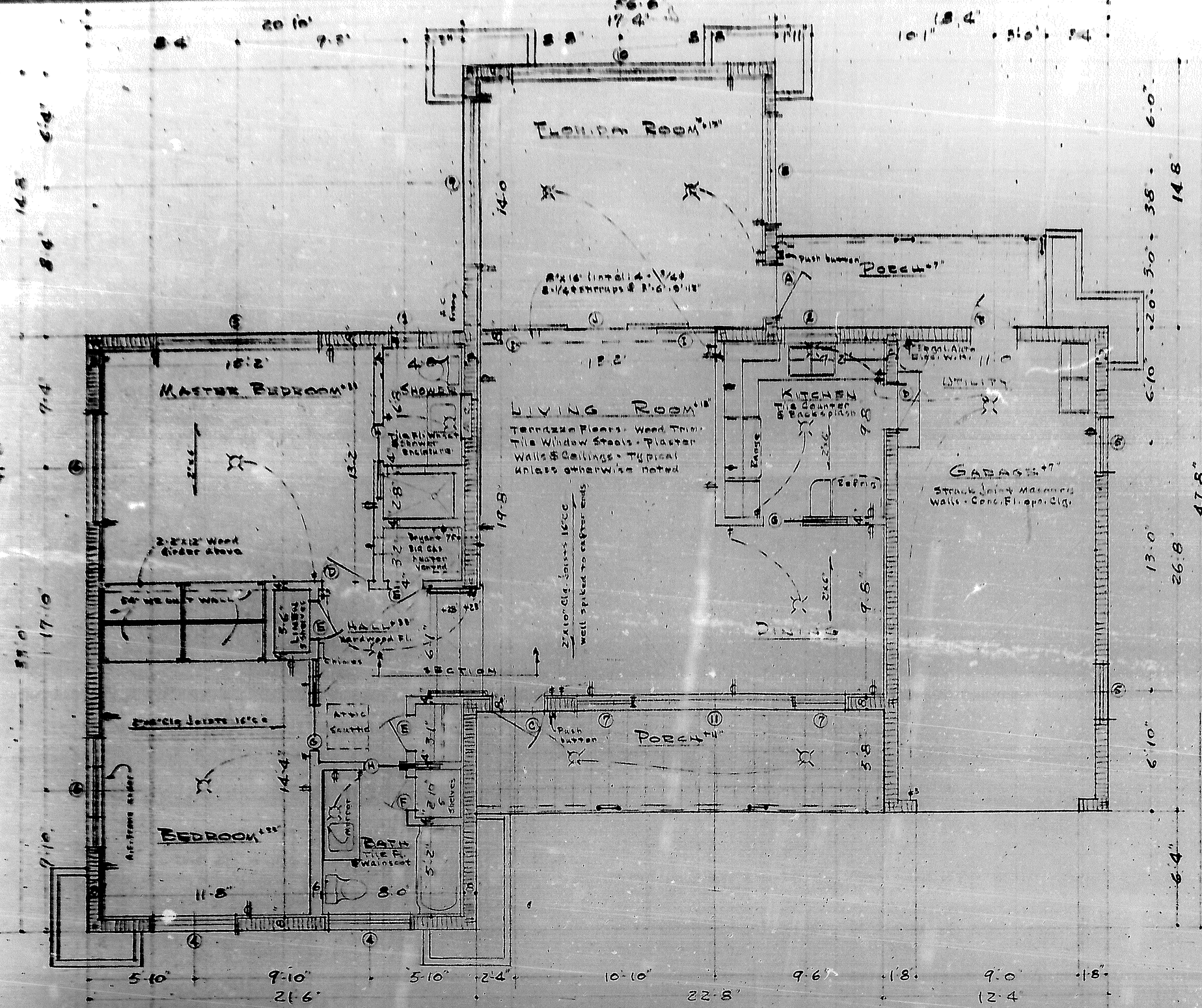

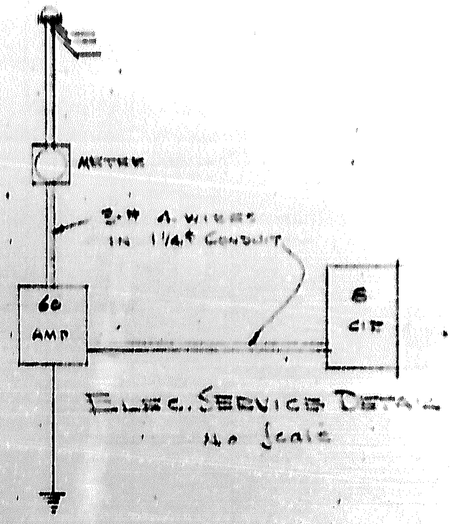

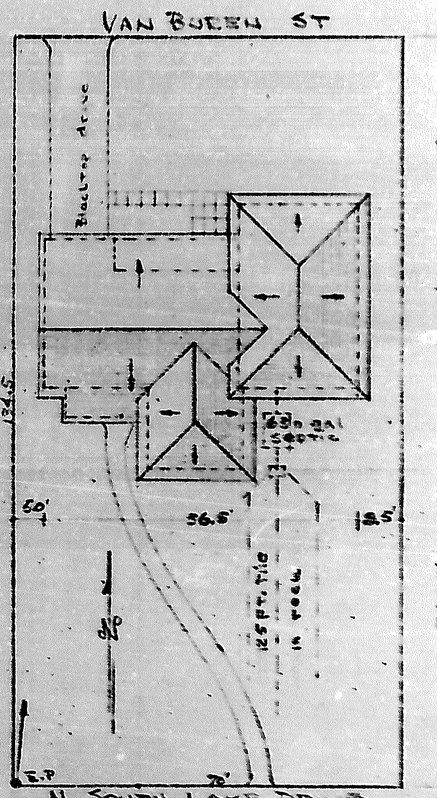

Door Schedule			
A	3-0 x 7-0	1 3/8"	Glass Jalousie
B	2-0 x 7-0	1 3/8"	" "
C	3-0 x 6-8	1 3/8"	" "
D	2-6 x 6-8	1 3/8"	Flush Slab
E	2-0 x 6-8	1 3/8"	" "
F	1-8 x 6-8	1 3/8"	" "
G	2-8 x 6-8	1 3/8"	" " Sliding
H	2-0 x 6-8	1 3/8"	" " "
I	3-4 x 6-8	1 3/8"	3-Hor. Lt. Fr. dr
J	6-8 x 7-0	1 3/8"	Fr. " " " " Sliding

Window Schedule		
1	13	Glass Jalousie
2	23	" "
3	23-23-23	" "
4	33	" "
5	24	" "
6	24-24	" "
7	26	" "
8	26-26	" "
9	26-26-26	" "
10	26-26-26-26	" "
11	64 Plate Glass over 22-22-22	Glass Jalousie

Residence
for Mr. & Mrs. R. C. Henry
Lot 19 & S½ of 6, Block 24, Hollywood-on-the-Lake
Hollywood, Florida

Scale 1/4" = 1'-0"
Date April, 1924
Designed
Drawn

James A. Young
Architect
Hollywood, Fla.

Sheet 1 of 3

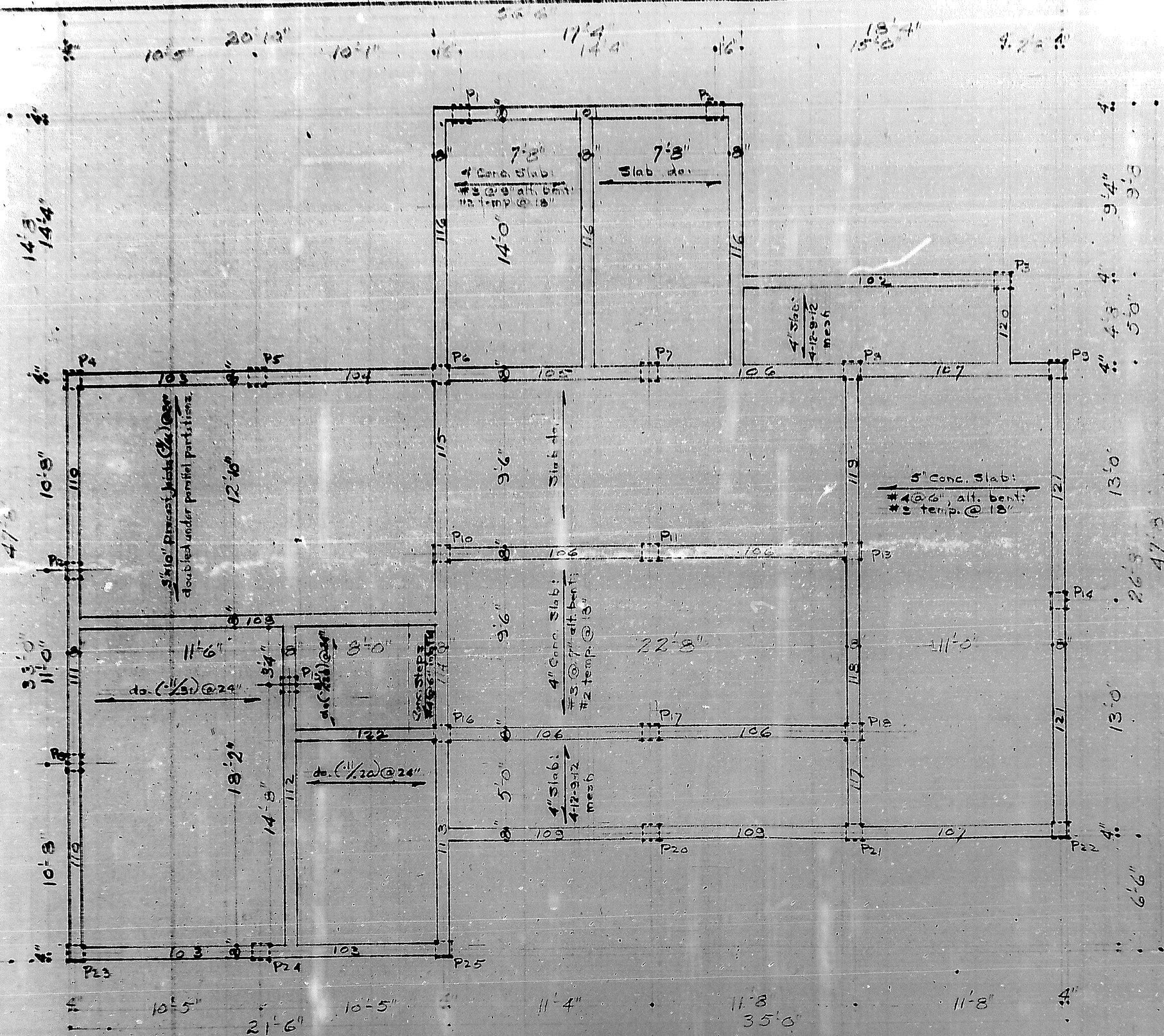

PILING & GRADE BEAMS

1/4" = 1'-0"

BEAMS No.	Mark	Span	SIZE D	SIZE W	BEAM Stirrups	BEAM Bent	BARS Top	BARS Bot.	STIRRUPS No.	STIRRUPS #	STIRRUPS Spacing	NOTES
1	101	10'-5"	24	12	2		1 - #8		8	#2	3'-6" - 3'-12"	Overhangs support 18" at each end
2	102	21'-6"	24	12	2		2 - #7		20	#2	4 - 3'-12"	
3	103	10'-5"	24	12	2				8	#2	4 - 3'-12"	
4	104	11'-4"	24	12	2				8	#2	4 - 3'-12"	
5	105	11'-8"	24	12	2				8	#2	3'-6" - 3'-12"	
6	106	35'-0"	24	12	2				20	#2	4 - 3'-12"	
7	107	11'-8"	24	12	2				8	#2	4 - 3'-12"	
8	108	10'-5"	24	12	2				8	#2	4 - 3'-12"	
9	109	21'-6"	24	12	2		1 - #8		8	#2	3'-6" - 3'-12"	Low - to support garage floor
10	110	10'-5"	24	12	2				8	#2	4 - 3'-12"	
11	111	11'-4"	24	12	2				8	#2	4 - 3'-12"	
12	112	14'-8"	24	12	2		1 - #7		8	#2	4 - 3'-12"	Overhangs support 18" at one end
13	113	11'-8"	24	12	2				8	#2	4 - 3'-12"	
14	114	10'-5"	24	12	2				8	#2	4 - 3'-12"	
15	115	21'-6"	24	12	2		1 - #8		8	#2	3'-6" - 3'-12"	Low - to support garage floor
16	116	10'-5"	24	12	2				8	#2	4 - 3'-12"	do.
17	117	11'-4"	24	12	2				8	#2	4 - 3'-12"	do.
18	118	11'-8"	24	12	2				8	#2	4 - 3'-12"	do.
19	119	35'-0"	24	12	2				20	#2	4 - 3'-12"	do.
20	120	11'-8"	24	12	2				8	#2	4 - 3'-12"	do.
21	121	10'-5"	24	12	2				8	#2	4 - 3'-12"	do.
22	122	21'-6"	24	12	2		1 - #8		8	#2	3'-6" - 3'-12"	Low - to support garage floor
23	123	10'-5"	24	12	2				8	#2	4 - 3'-12"	do.
24	124	11'-4"	24	12	2				8	#2	4 - 3'-12"	do.
25	125	14'-8"	24	12	2		1 - #7		8	#2	4 - 3'-12"	do.

NOTES: All structural concrete shall be certified 2500 psi.
All piles shall be 10"x10" precast concrete driven plumb and square to a safe bearing value of 30000 pounds each, within 2" of position indicated.
All reinforcing steel shall be accurately fabricated and set to conform with all recommendations of the Concrete Reinforcing Steel Institute.

Sheet 2



WEST SIDE
1/4" = 1'-0"



EAST SIDE
1/4" = 1'-0"

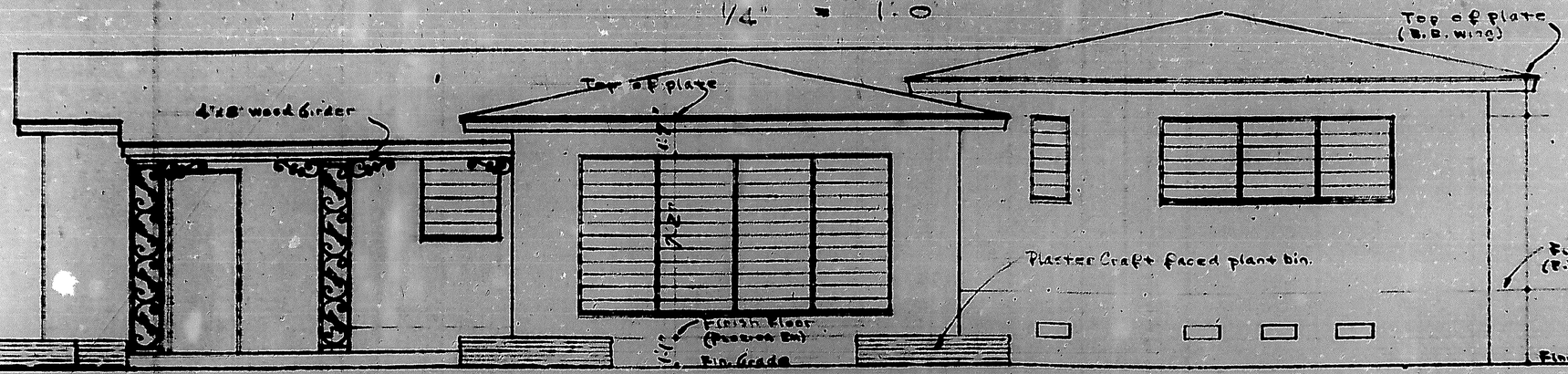

SOUTH ELEVATION
1/4" = 1'-0"

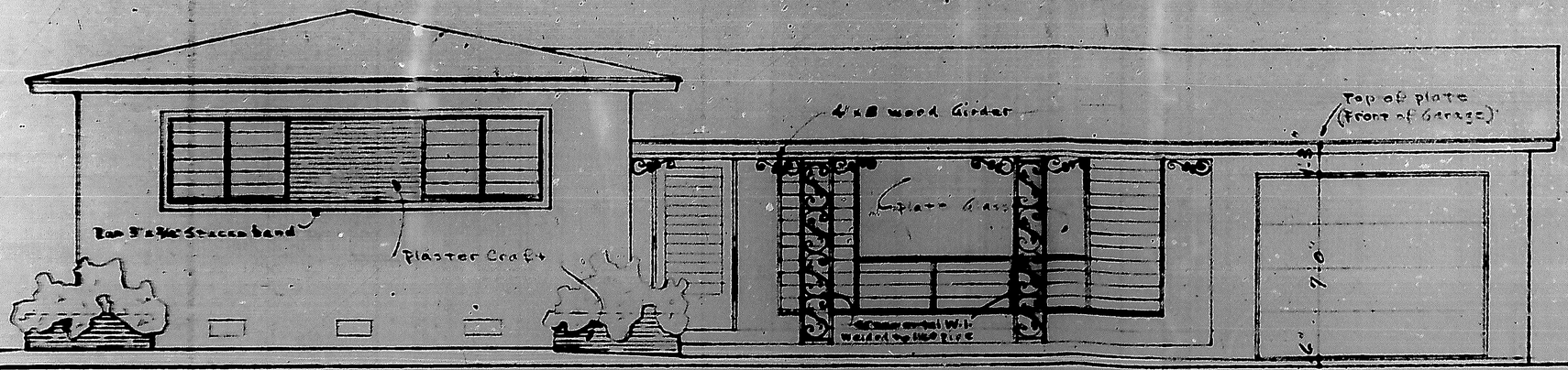

NORTH ELEVATION
1/4" = 1'-0"

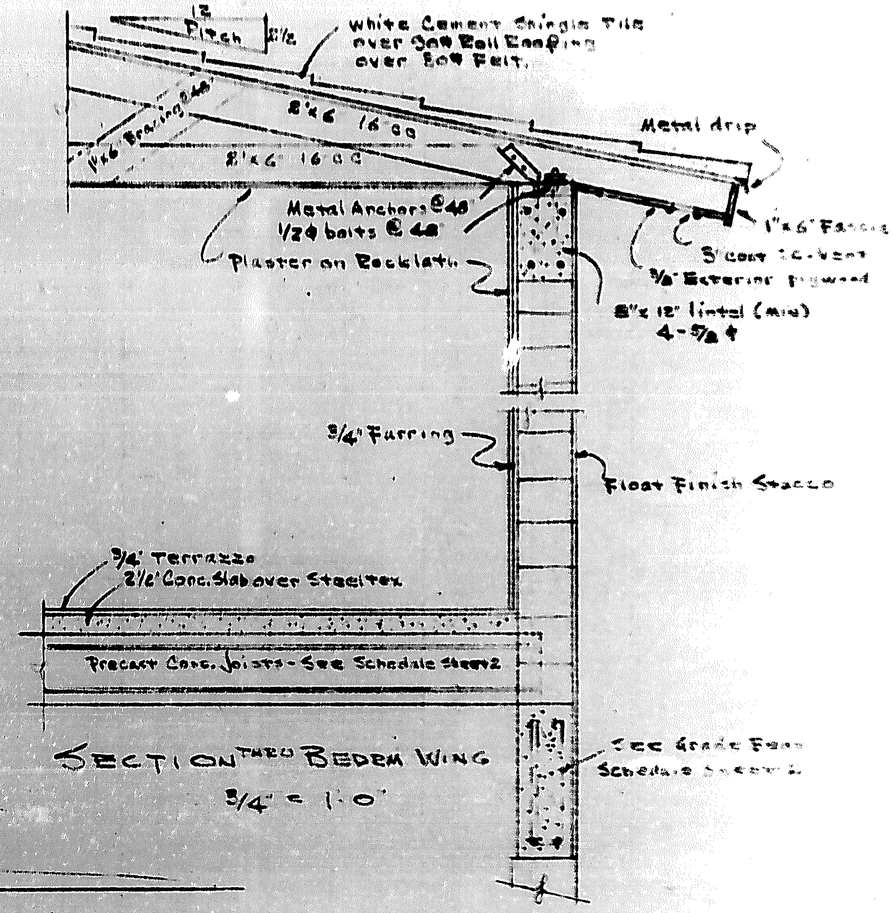

SECTION THRU BEDRM WING
3/4" = 1'-0"

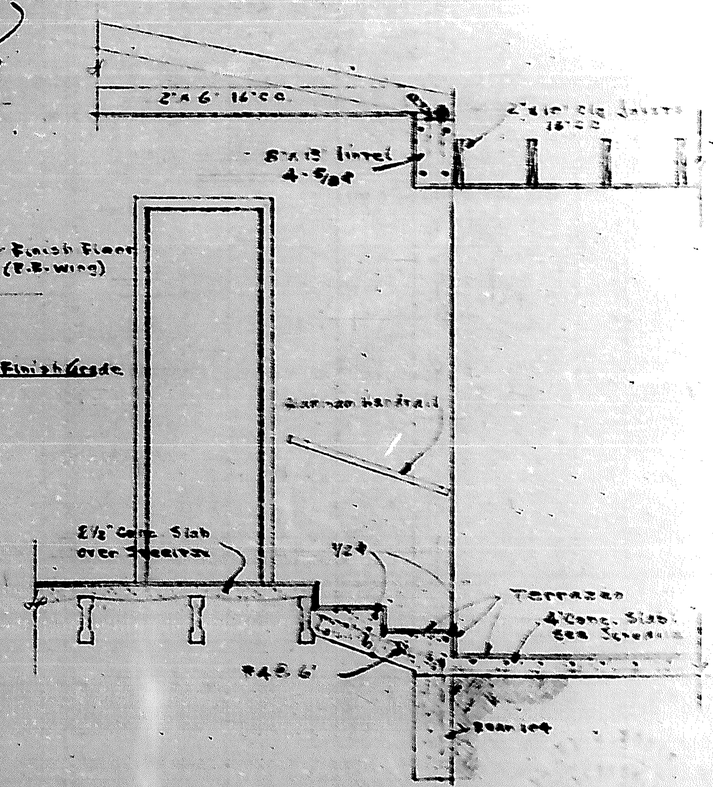

SECTION A-A
3/4" = 1'-0"

SHEET 3

730456

565

3/16/73 Pool work started without permit or accepted plans. $50.00 Fee
Mr. O'Brien Notified by D.W.M.

Date Issued 3-16-73 Permit No. 11575
Owner Allison
Description Pool
Location 1112 Van Buren
Lot 15 Block 36 Subdivision Hud Lakes
Contractor or Builder Masten
License No.
Architect and/or Engineer
Cubic Ft. 13,000 gals Valuation $ 4000
Square Ft. Roof
Date Plans Received 3-14-73 1:30

GET CHECKS FROM:

Zoning Robert J. Hawkins 3-16-73
Engineering-Curb Cuts
Sidewalk
Drainage
Utilities-Water
Sewer
Traffic Eng.
Elec.-Electric B 3-16-73
Plumbing N.H. 3/16/72
H/C-Mech.
Structure
Fire Bureau
Plan Review

NEED IMPRESS SEAL

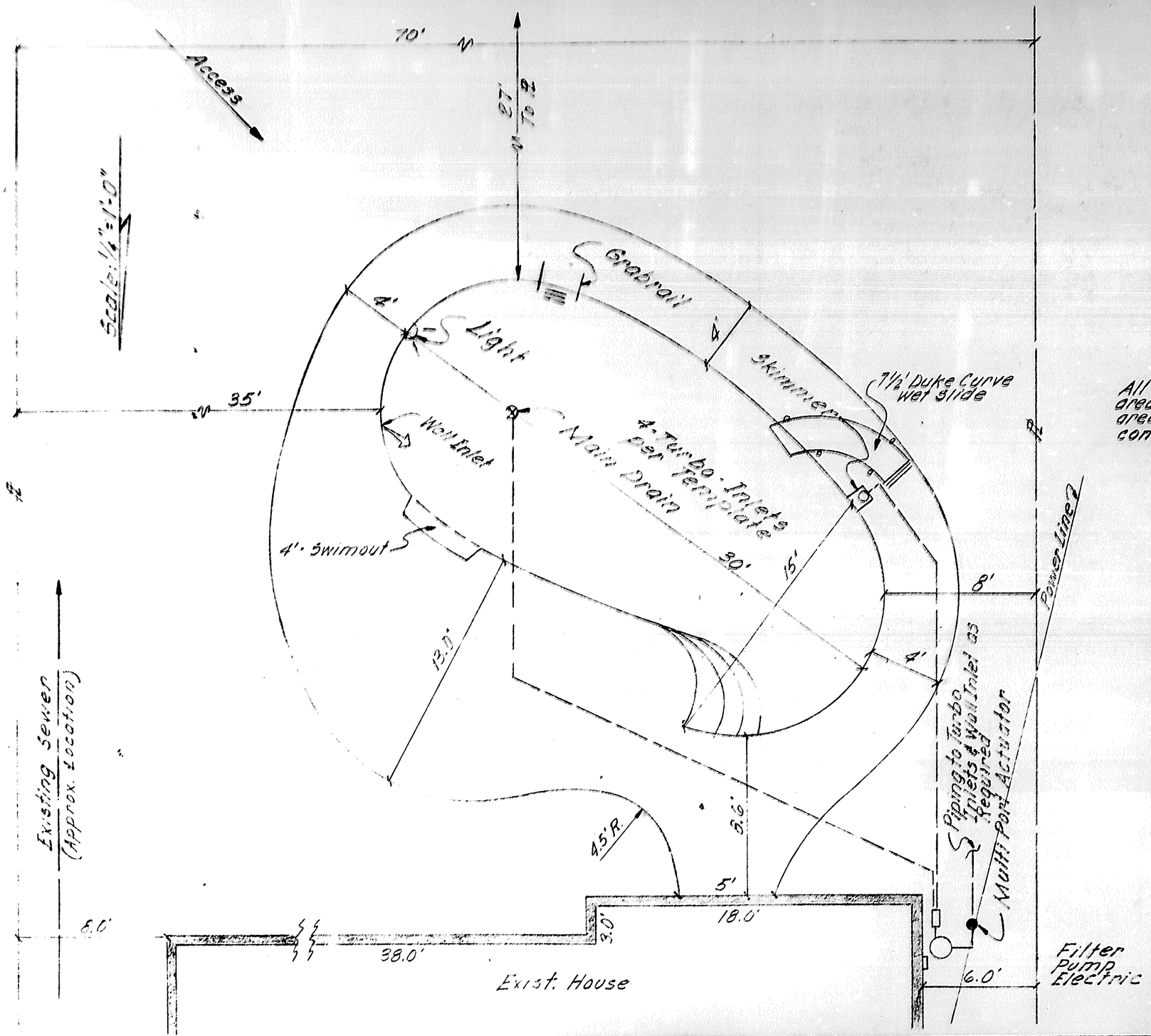

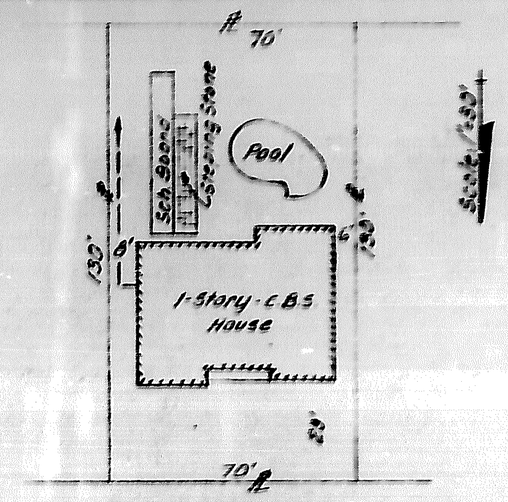

1112 Van Buren St.

All deleterious material in the proposed pool area shall be excavated, in its entirety, and the area backfilled with clean suitable fill, under controlled conditions, to proposed grade.

POOL NOTES AND SPECIFICATIONS

1. For largest extent of water plot plan, location and size of pool, equipment schedules and details not shown on this sheet see sheet 2.
2. Swimming pool shall have guide of concrete floor slab and bond beam to be gunite. Concrete shall have a 28 day comp. strength of 3000 psi.
3. All reinforcing steel to be intermediate grade deformed bars of new billet steel conforming to ASTM A-615 Sheet. To be bent cold and placed in accordance with ACI standards and specifications.
4. All pool piping to bear the BSS seal of approval.
5. Backwash to be to gravel sump.
6. Grate on main drain to have a free area of times the area of the bottom of the main drain.
7. Water supply and disposal to be arranged as shown. Water to be filled by revision with a domestic water supply or water delivery system.
8. Disposal of pool water to surface by hose. Use of the BSS bottom drain is to continue pending of pool water unless for lines and to prevent its danger, then.

ELEVATION As req'd SIZE width 15' length 30'
DEPTH main drain 6' shallow end 3'
PERIMETER ft 80' VOLUME gallons 12,000
TILE one row 6" coping
INTERIOR FINISH marble-tite
PIPING P.V.C. Sch 40 W.S.P. INLETS 1-wall and 4-turbo inlets per template
DECKS Concrete sq. ft. finish Key stone
EARTH DISPOSAL Off site by Contractor
POOL LIGHT: one voltage 12 watts 100
ELECTRIC As req'd. conduit yes HEATER gas
GRABRAILS one HANDRAILS —
FILTER Stainless Steel, Hi-Rate 20 Sq. Ft.
PUMP 1½ HP Bronze
OTHER 4' Swimout & 7½' Duke Curve wet Slide



TYPICAL SECTION THRU POOL #1
no scale

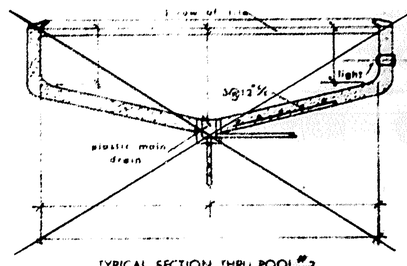

TYPICAL SECTION THRU POOL #2
no scale

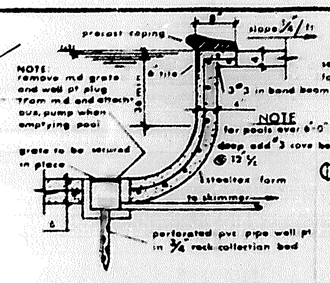

TYPICAL WALL SECTION & WELL POINT
no scale

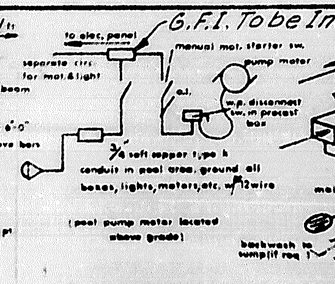

ELECTRICAL DIAGRAM
no scale

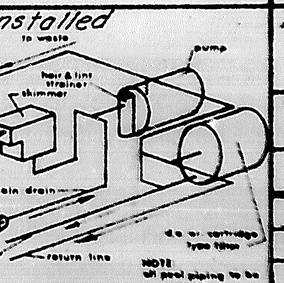

PIPING SCHEMATIC
no scale

A:

MASTER POOL

for Mrs. Helen Allison
1112 Van Buren St. Hollywood

LEGAL DESCRIPTION LOT 13 BLOCK 36 SUBDIVISION Holly Hollywood
HOLLYWOOD BROWARD COUNTY, FLA.

date 3-1-73	Prepared by: Carl Skiles
checked C.S.	P.E. # 13617
drawn	
revision	JOB NO. 73-32

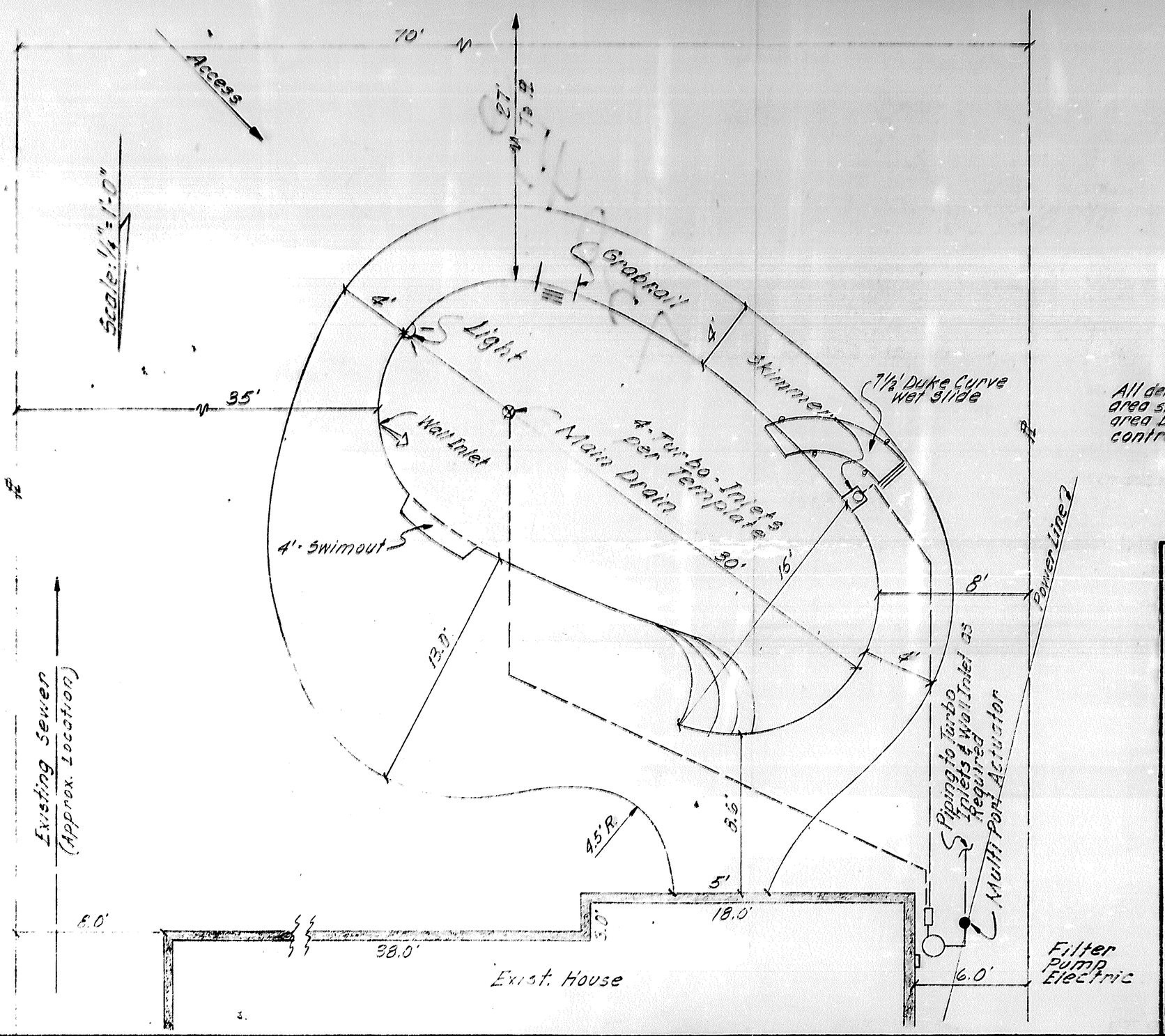

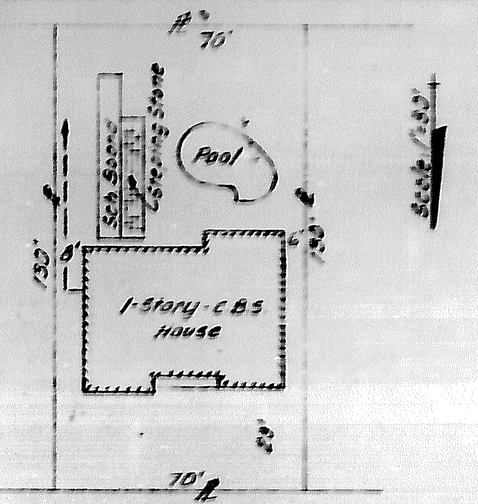

1112 Van Buren St.

All deleterious material in the proposed pool area shall be excavated, in its entirety, and the area backfilled with clean suitable fill, under controlled conditions, to proposed grade.

POOL NOTES AND SPECIFICATIONS

[illegible]

ELEVATION As req'd SIZE width 15' length 30'
DEPTH main drain 6' shallow end 3'
PERIMETER ft 80' VOLUME gallons 12,000
TILE One row 6"
INTERIOR FINISH marble-tile
PIPING P.V.C. Sch. 40 N.S.F. 1 wall and 4 turbo inlets per template
DECKS Concrete sq. ft. finish Keystone
EARTH DISPOSAL Off site by Contractor
POOL LIGHT: one voltage 12 watts 100
ELECTRIC As req'd. conduit yes WATER gas oil
GRABRAILS one HANDRAILS —
FILTER Stainless Steel, Hi-Rate 20 Sq. Ft.
PUMP 1½ H.P. Bronze
OTHER 4' Swimout & 7½' Duke Curve wet Slide

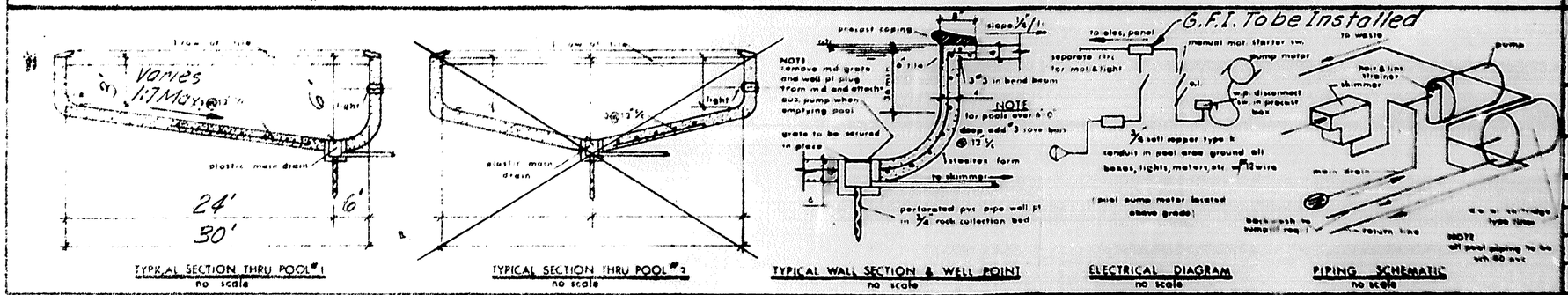

A:

MASTER POOL

for Mrs. Helen Allison
1112 Van Buren St. Hollywood

LEGAL DESCRIPTION LOT 15 BLOCK 36 SUBDIVISION Fully Addition
HOLLYWOOD BROWARD COUNTY Fla.

date 3-7-73	Prepared by:
checked C.S.	Carl Skiles
	P.E. # 13617
revision	JOB NO 73-33

1506/D

BROWARD COUNTY
ENVIRONMENTAL QUALITY CONTROL BOARD
SEWER CONNECTION APPROVAL FOR 1 SFR
Add.
ANY OTHER SUBSEQUENT USE REQUIRES SEPARATE B.C.E.Q.C.B. APPROVAL
SUBJECT TO Hwd. Reg.
WASTE WATER TREATMENT
CW JUL 27 1982

IF A BUILDING PERMIT IS NOT APPLIED FOR WITHIN 30 DAYS OF THE ABOVE DATE THIS PLANS MUST BE RESUBMITTED TO THE BROWARD COUNTY ENVIRONMENTAL QUALITY CONTROL BOARD FOR RE-EVALUATION. (SECTION 27-4.04 (A))

B.C.E.Q.C.B.
DEVELOPMENT REVIEW PROCEDURE FORM
NOT REQUIRED

-8637

Plot + A/C Plans

Process Fee #35.00
Receipt No. 364

Date Issued 8-10-82 Permit No. 6107
Owner MR. KEN & FLANZ
Description INTERIOR ALTERATIONS: NEW LIVING RM., BEDRM., BATH
*Location 112 VAN BUREN ST.
15 E. 20'
Lot 16 Block 36 Subdivision HWD. LAKES SEC. PB1 Pg32
Contractor or Builder TERRE NEUVE
License No.
Architect and/or Engineer MARK L. SALTZ
Cubic Ft. - Valuation $ 7,000-
Square Ft. - Roof Existing
Date Plans Received 7-27-82

Permit 50.00
Surcharge 2.45
52.45

SEPARATE PERMITS REQUIRED FOR: Fences and walls, driveways and driveway approach aprons, catch basins and drainfields, sidewalks, swimming pools, signs, demolition of structures, and tree removal. Sidewalks & trees required if cost exceeds $12,500.00.

1720

GET CHECKS FROM:

Zoning 8-6-8
Engineering-Curb Cuts RWS 8-9-82
Sidewalk
Drainage
Utilities-Water
Sewer RWS 8-9-82
Traffic Eng.
Bldg.-Electric OK 8/6/82
Plumbing 8/3/82
A/C-Mech. 8/2/82
Structure
Fire Bureau
Plan Review 8/10/82
Other

7-28-82
1) ~~[illegible]~~
2) ~~[illegible]~~
8-6-82 all interior walls.

ELEC N/A 8/2/82
PLANS SHOW NEW LIVING RM BUT NO ELEC IS SHOWN.

add 6 fixtures)

"SEPARATE PLUMBING PERMIT AND INSPECTION REQUIRED"

~~[illegible]~~ of L.R. & Family Rm?

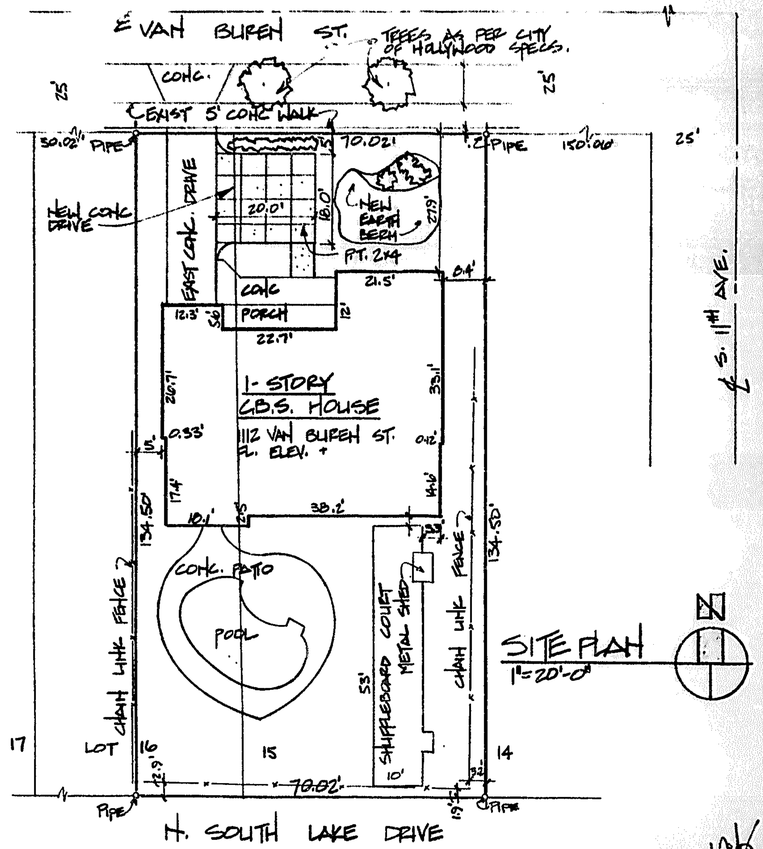

SITE PLAN
1"=20'-0"

LEGAL DESCRIPTION

Lot 15 and the East 20 feet of Lot 16, Block 36, "HOLLYWOOD LAKES SECTION", as recorded in Plat Book 1, page 32, of the public records of Broward County, Florida.

2 of 2	MARK L. SALTZ, A. I. A. ARCHITECT 5900 JOHNSON ST. HOLLYWOOD, FL. 33021	ALTERATION FOR MR. KEN FLANZ HOLLYWOOD FLORIDA	7-20-82 COMM. #136-82

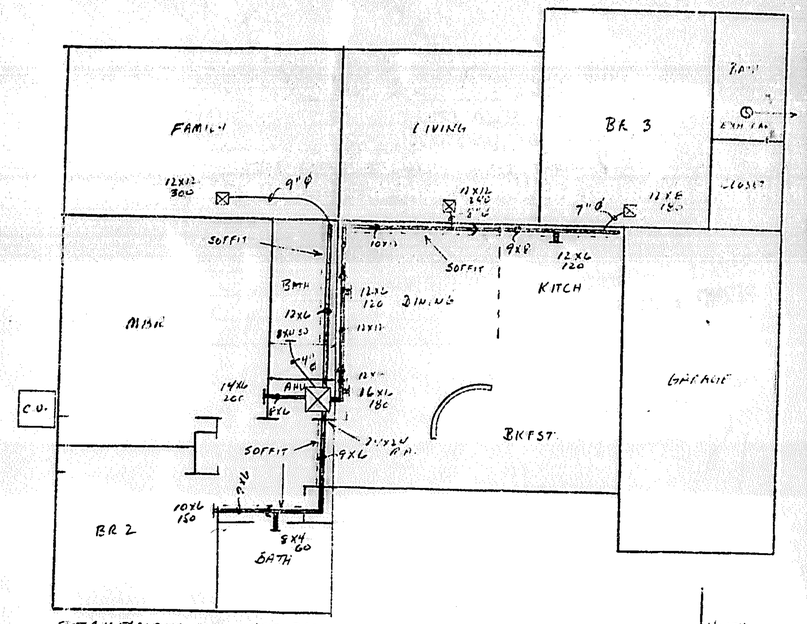

REFRIGERANT + CONDENSATE DRAIN LINES THROUGH CRAWL SPACE BENEATH BEDROOMS

Flanz Residence
1112 Van Buren Street
Hollywood. Fla.

Ruud UACB048 Condensing Unit
SEER 8.2 27.1 Amps Fuse 45

Ruud UENB-1610 Air Handler
10 KW heat strip 44 Amps Fuse 50

Prepared by:

Jack W. Rodgers
CAC-018255
4440 NW 23rd St.

service changed to 200 amp by Mr. Electric #27216

CITY of HOLLYWOOD, FLORIDA

GEN. JOSEPH W. WATSON CIRCLE • P.O. BOX 2337 • ZIP 33022

DATE: 8-9-82

UTILITIES RESERVE CAPACITY CHARGES

WATER ORDINANCE NO. O-79-17
SEWER ORDINANCE NO. O-78-26

TOTAL GALLONAGE 125 WATER @ .99 $ 123.75
SEWER @ .70 $ 87.50
TOTAL: $ 211.25

MUST BE PAID UPON CONNECTION TO WATER SYSTEM AND/OR SANITARY SEWER SYSTEM. IF NOT PAID, CERTIFICATE OF OCCUPANCY WILL NOT BE ISSUED BY THE BUILDING DEPARTMENT.

NAME Ken Flanz PERMIT NO.
ADDRESS 1112 Van Buren St
LEGAL - LOT 15 & E 20' of 16 BLOCK 36 SUBDIVISION Hol Lks Section
PRIVATE RES. BATH 1 KITCHEN
COMMERCIAL
INDUSTRIAL
OTHER
REMARKS 1 additional Bath

1985 318



3 / 111 EXTERIOR ELEVATION
1/4"=1'-0"

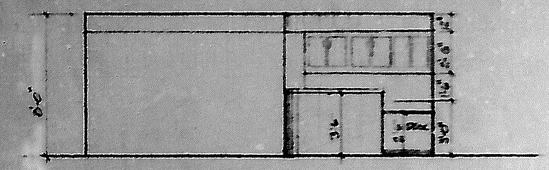

4 / 111 INTERIOR ELEVATION
1/4"=1'-0"

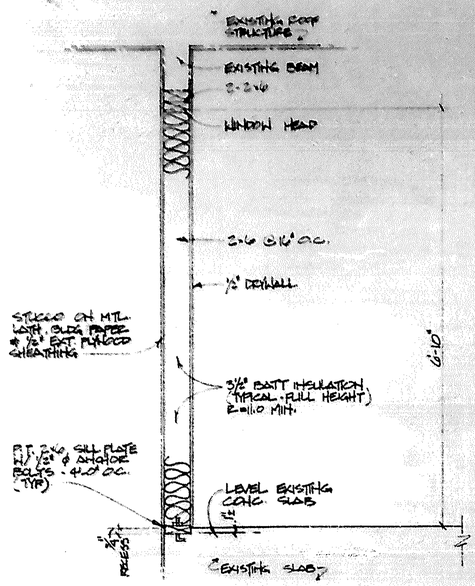

2 / 111 TYPICAL WALL SECTION
3/4"=1'-0"

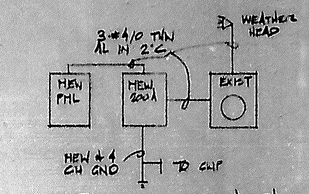

ELECTRIC RISER DIAGRAM
NTS

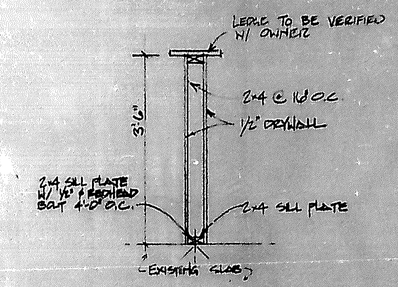

1 / 111 PARTITION WALL SECTION
3/4"=1'-0"

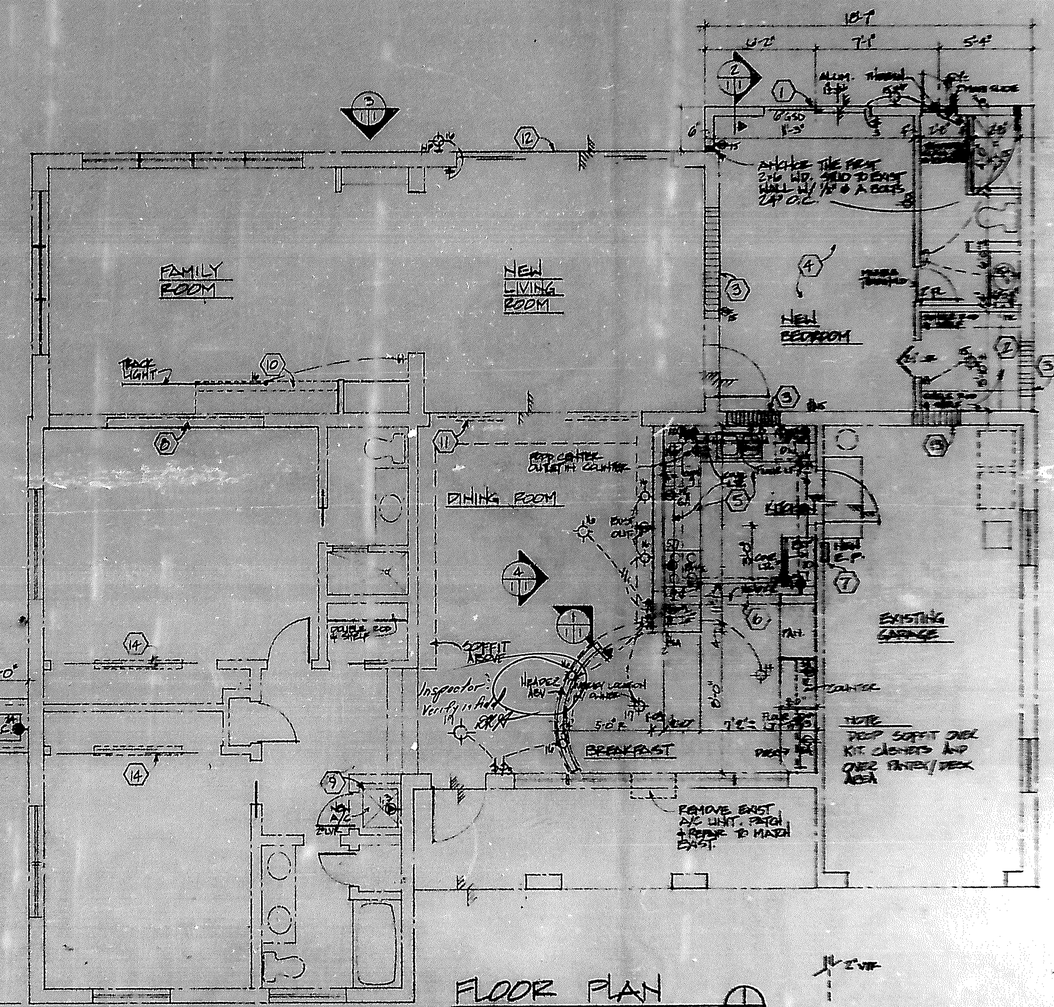

FLOOR PLAN
1/4"=1'-0"

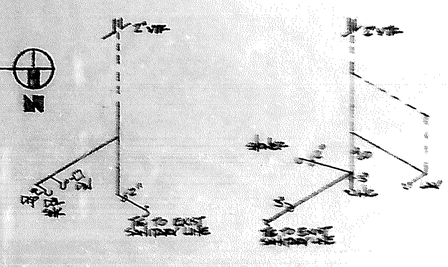

PLUMBING RISER DIAGRAM
NTS

ELECTRIC PANEL SCHEDULE

RELOCATED CIR NO	USE	KW	BRKR SIZE	WIRE SIZE
1,3	AHU	10.3	60A.2P	#6 CU
2,4	Cond Unit	5.3	50A.2P	#6 CU
5,7	Range	10.6	60A.2P	#6 CU
6	Dishwasher	1.1	20A.1P	#12
8	Disposal	.6	20A.1P	#12
9	Compactor	2.4	20A.1P	#12
10	Refrigerator	1.5	20A.1P	#12
11	GFCI	.2	15A.1P	#14
12,13	SA	1.2	20A.1P	#12
14-17	General Purpose	2.3	15A.1P	#14
18-24	Exist. Gen. Purpose		15A.TP	#14
25-30	Spares			

NEC LOAD CALCULATIONS SECTION 220-33

AHU 10.3 This Load Used in Calculation
Cond 5.3

OTHER LOADS

2407 Sq. Ft. @ 3 Watts/Sq. Ft.	7.2
Range	10.6
Dishwasher	1.1
Disposal	.6
Compactor	2.4
Refrigerator	1.5
Pool Pump	2.0
Sprkl. Pump	2.0
Washer	1.5
Dryer	5.4
W.H.	3.3
2 SA Outlets	1.5
	40.9
A/C @ 100%	10.3
1st 10 KW @ 100%	10.0
Remainder of other load (40.9) @ 40%	12.4
	32.7 KW
	230 = 142 Amps

WORK NOTES:

1. Remove existing exterior aluminum panels to bottom of beam. Provide new wood stud wall with finishes as noted. Patch and repair as required.
2. Entire existing kitchen casework, countertops, and appliances to be removed.
3. Existing window to be removed. Block up opening, patch and repair as required. Provide new finishes to match existing or as noted.
4. Level existing pitch in patio slab.
5. Entire existing kitchen casework, countertops and appliances to be removed and replaced with new patterns, colors and appliances as selected by Owner. Existing plumbing service to be moved and reused.
6. Existing stud partition to be removed. Patch and repair as required.
7. Remove existing electric fuse panels and replace with new circuit breaker box.
8. Existing recessed bookshelves to be closed. Repair as required to match existing wall and finishes.
9. Remove existing shelves, a linen closet and install new Central A/C Unit. Install new roof.
10. Existing built-in furniture and casework to be removed. Patch and repair as required.
11. Remove existing 72" glass Sliding Door. Patch and repair as required. Provide new finish to match existing or as noted.
12. Remove existing awning windows and remove existing window sill. Patch and repair, and prepare opening to receive 12' Glass Sliding Door from dining room.
13. Existing door to be removed. Block up opening, patch and repair as required. Provide new finishes to match existing or as noted.
14. Remove existing wood gravitisons. Remove existing jowist wood doors. Patch and repair as required to receive new triple by-pass ~~[illegible]~~ doors

General Notes:

1. The Contractor shall check the site of the work and examine the plans and shall be satisfied that the Contractor has thoroughly and is fully informed as to the conditions and materials to be encountered, as to character, quality and quantities of work to be performed and materials to be furnished and as to the difficulties at the place.
2. Remove all specific items indicated on these drawings and also remove any other items as considered to accomplish all new work and/or revision work to all areas.
3. All removed items shall become the property of the Contractor with the approval of the Owner, and shall be removed from the site.
4. All dimensions shown are to be verified in the field and any discrepancies shall be reported to the attention of the Architect before proceeding with the work.
5. All new and existing surfaces such as walls, floors, ceilings, doors, etc. that are affected by these alterations are to have new matching new finish as required to match all adjacent existing finishes in all cases as shown on the drawings.

Mark L. Saltz Architects, Inc.
5900 Johnson St. Hollywood, Florida
305/989-3186

ALTERATION FOR MR. KEN FLATZ
HOLLYWOOD FLORIDA

DRAWING NO.	DATE	DRAWN BY	REVISIONS
1	7/20-02	HJG	
OF 1	COMM. NO. 136-02	CHECK BY	

RECEIVED