


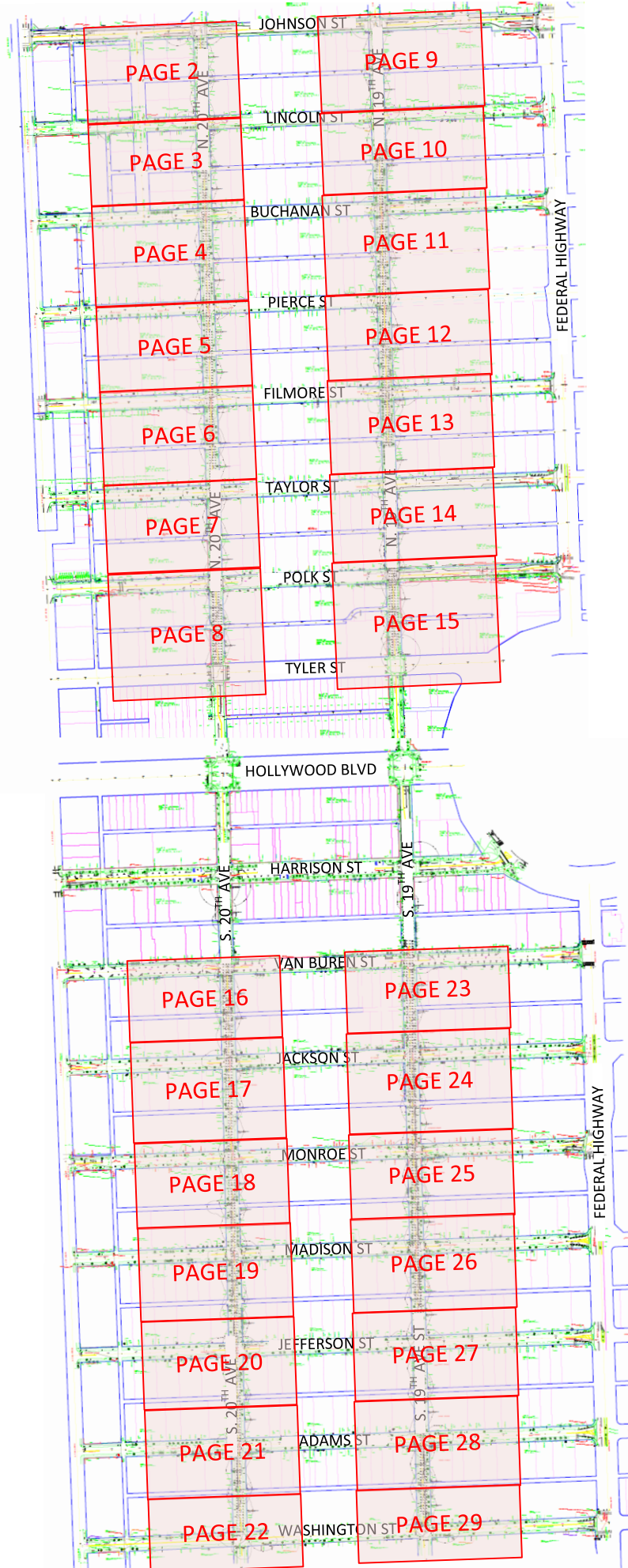


**HOLOPHANE GRANVILLE
BLACK/BLACK 39W 3000K
5,190L**

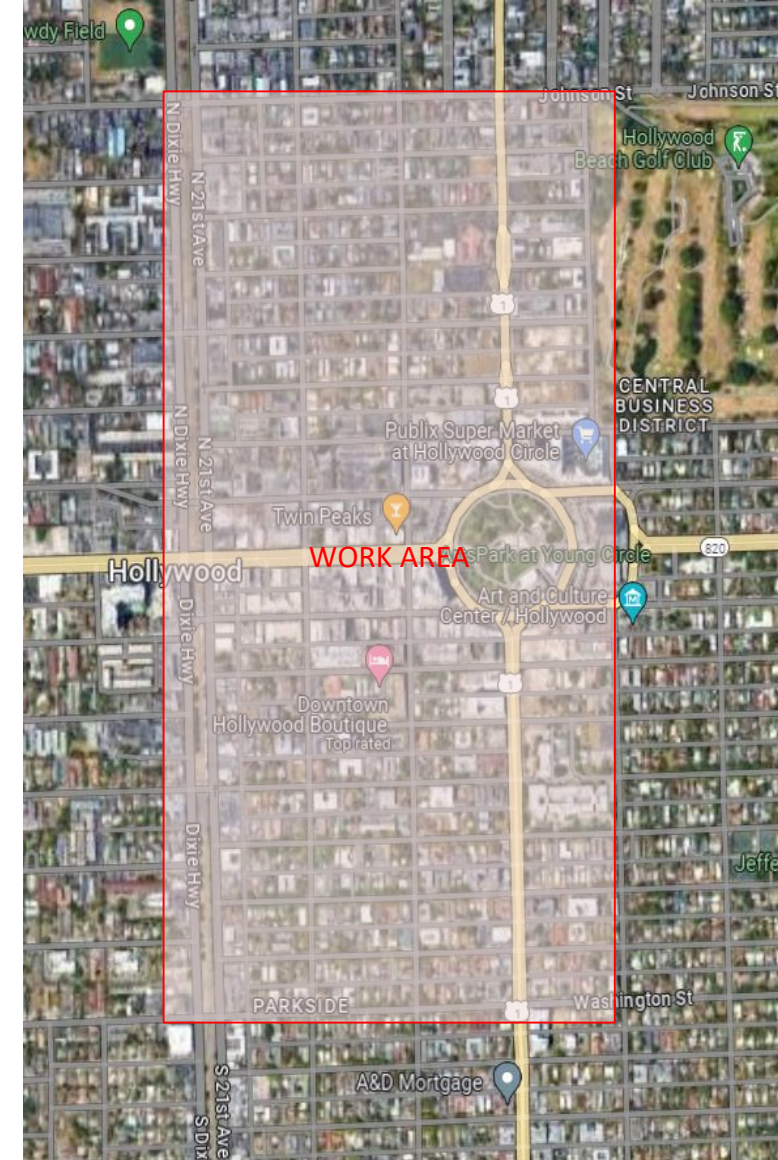
**BLACK WASHINGTON FOR
SINGLE POST TOPS 18' 6"
(14' 6" MH)**



SL HH



INACCESSIBLE 13 kV FUTURE 23 kV 23 kV SALT SPRAY



LEGEND	
	New 17" Hand - Hole
	New 24" Hand - Hole
	Existing Distribution Concrete Pole
	New Street Light Concrete Pole
	Existing Distribution Wood Pole
	New UG PVC & Cable
	Existing OH Conductor
	Existing Aerial Transformer
	Existing Fixture with Bracket

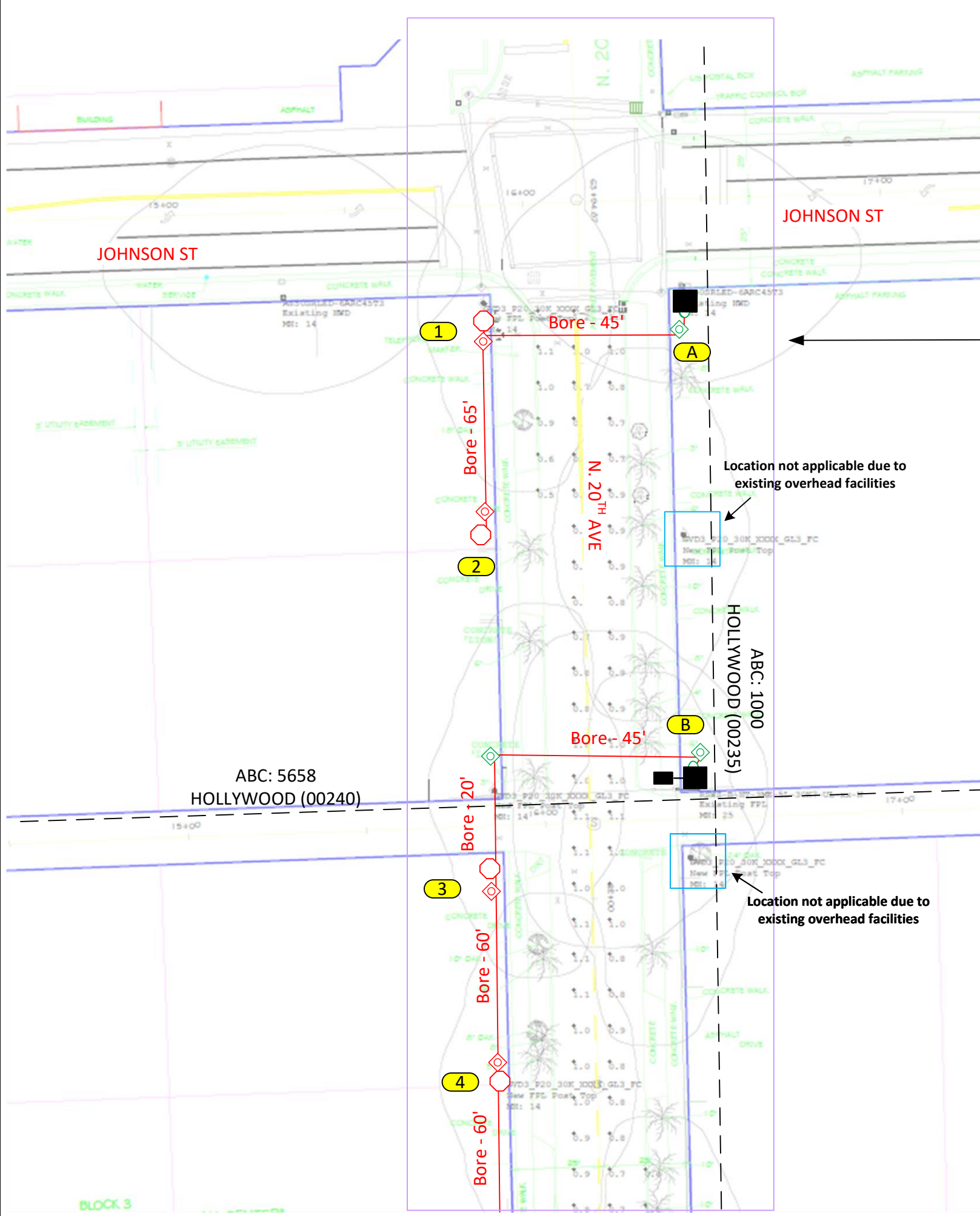
PERMIT WILL BE REQUIRED

Installation Product Summary				
Symbol	Description	Watts	Temp color	Quantity
	HOLOPHANE GRANVILLE BLACK/BLACK 39W 3000K 5,190L	39W	3000K	107
	BLACK WASHINGTON FOR SINGLE POST TOPS 18' 6" (14' 6" MH)	N/A	N/A	107

TOTAL OH CABLE: 30FT **TOTAL UG CABLE: 6544FT**

AS-BUILT CREW PRINT		ALL REQUIRED GROUND RODS HAVE BEEN DRIVEN & VERIFIED TO BE WITHIN FPL STANDARDS, VALUES ARE SHOWN AT ALL LOCATIONS.		JOB CERTIFIED COMPLETED AS SHOWN ON THIS AS-BUILT PRINT. MATERIAL CHANGES SHOWN ON ROS		AS-BUILT COPY	
FOREMAN'S SIGNATURE _____ DATE _____		FOREMAN'S SIGNATURE _____ DATE _____		SUPERVISOR'S SIGNATURE _____ DATE _____		INITIALS _____ CERT. DATE _____	
Easement? Yes <input type="checkbox"/> No <input checked="" type="checkbox"/>		Survey/Stake? Yes <input type="checkbox"/> No <input checked="" type="checkbox"/>		Work with SMO? Yes <input type="checkbox"/> No <input checked="" type="checkbox"/>		FPL	
Tree Work? Yes <input type="checkbox"/> No <input checked="" type="checkbox"/>		Designer/Stake? Yes <input type="checkbox"/> No <input checked="" type="checkbox"/>		CT/Special Mtr? Yes <input type="checkbox"/> No <input checked="" type="checkbox"/>		CITY OF HOLLYWOOD	
PERMIT REQ'D City WMD		County Rd. RR Xing		County Air DR. Dist.		State Road Transm.	
Requested Tel. Co. Set Poles? YES <input type="checkbox"/> NO <input checked="" type="checkbox"/>		Requested Tel. Co. Transfer? YES <input type="checkbox"/> NO <input checked="" type="checkbox"/>		Request CAVT Transfer? YES <input type="checkbox"/> NO <input checked="" type="checkbox"/>		Tele. Attachment Per Telephone Co. Job No. _____	
POLE LINE FEET 0'		DUCT BANK FT. 0'		POLE LINE FT. ON TRANSM. POLES 0'		TRENCH FT. 0'	
TLM/LDS MODEL No. -		Map Posting? YES <input checked="" type="checkbox"/> NO <input type="checkbox"/>		Posted by: _____		WR #####	
INST (137) NEW LED FIXTURES AND (137) NEW SL PLS 1 N YOUNG CIR, HOLLYWOOD, FL 33020				Designed by: NICHOLAS A. HERNANDEZ		Date: 07/30/24	
				Drawn by: NAH		Check by: _____	
				Dwg No. 1 OF 29			
				Rural Location Sec. ##		TWP. ## S.R. ## E. ##	
				SCALE: N.T.S		St. Lt MAP No. _____ Pri Map No. _____ MAP# _____	
						M/A ###	

INACCESSIBLE 13 kV FUTURE 23 kV 23 kV SALT SPRAY



EXISTING OVERHEAD FACILITIES ARE LOCATED NEAR REAR OF THE SIDEWALK



CONSTRUCTION NOTES:

LOC 1 – 4: FPL TO INSTALL (1) HOLOPHANE GRANVILLE BLACK/BLACK 39W 3000K 5,190L ON BLACK WASHINGTON FOR SINGLE POST TOPS 18' 6" (14' 6" MH). FPL SL HH TO BE INSTALLED WITHIN 10FT OF EXISTING PROPOSED POLE LOCATION

LOC A, B: FPL TO INSTRALL SECONDARY RISER AND 24" HH AT BASE OF EXISTING DISTURNATION POLE

ALL NEW STREETLIGHT POLES WILL BE INSTALLED AT REAR OF SIDEWALK

PERMIT WILL BE REQUIRED


FPL TO INSTALL ALL CONDUIT AND HHS

FPL TO INSTALL #6DPX AT ALL LOCATIONS UNLESS OTHERWISE NOTED

- 'CHECK VOLTAGE – CONVERT 480V TO 120V OR 240V' ON 480V CIRCUITS, CHANGE THE RELAY PRIOR TO INSTALLING THE LIGHTS. VERIFY THE SOURCE AND AMOUNT OF LIGHTS ON THAT RELAY. CONTACT THE FPL PL TO ASSIST WITH THIS PROCESS.

-CUSTOMER TO CONTACT FPL PL AND COORDINATE STAKING OF ALL LOCATIONS PRIOR LED INSTALLATIONS. CUSTOMER IS RESPONSIBLE FOR ANY RESTORATION REQUIRED.

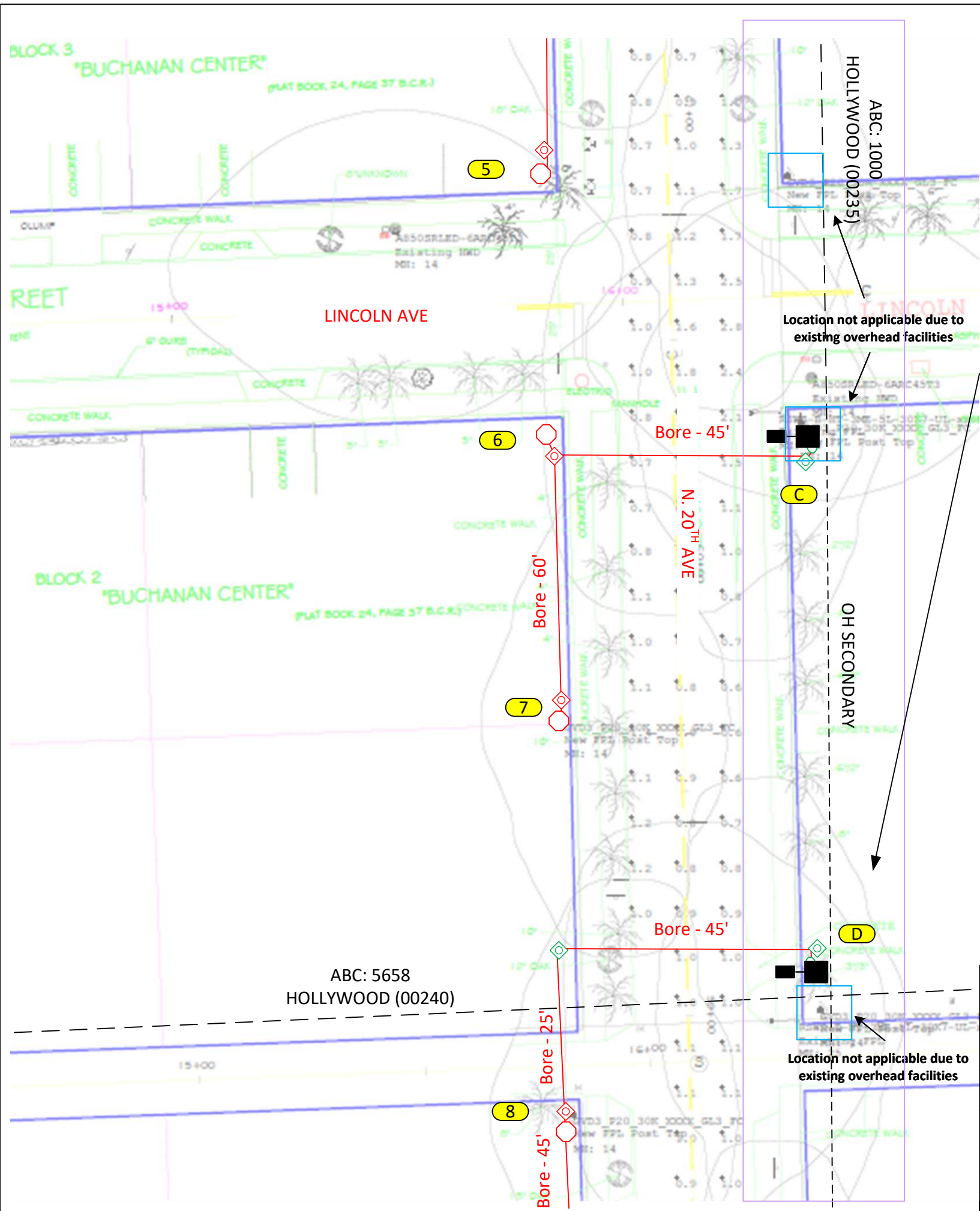

FPL LED REPRESENTATIVE: ALEX ACOSTA



AS-BUILT CREW PRINT		ALL REQUIRED GROUND RODS HAVE BEEN DRIVEN & VERIFIED TO BE WITHIN FPL STANDARDS, VALUES ARE SHOWN AT ALL LOCATIONS.		JOB CERTIFIED COMPLETED AS SHOWN ON THIS AS-BUILT PRINT. MATERIAL CHANGES SHOWN ON ROS		AS-BUILT COPY	
FOREMAN'S SIGNATURE _____ DATE _____		FOREMAN'S SIGNATURE _____ DATE _____		SUPERVISOR'S SIGNATURE _____ DATE _____		INITIALS _____ CERT. DATE _____	
Easement? Yes <input type="checkbox"/> No <input checked="" type="checkbox"/>		Survey/Stake? Yes <input type="checkbox"/> No <input checked="" type="checkbox"/>		Work with SMO? Yes <input type="checkbox"/> No <input checked="" type="checkbox"/>		FPL	
Tree Work? Yes <input type="checkbox"/> No <input checked="" type="checkbox"/>		Designer/Stake? Yes <input type="checkbox"/> No <input checked="" type="checkbox"/>		CT/Special Mtr? Yes <input type="checkbox"/> No <input checked="" type="checkbox"/>		CITY OF HOLLYWOOD	
PERMIT REQ'D City _____ County Rd. _____ County Air _____ State Road _____ FAA _____		WMD _____ RR Xing _____ DR. Dist. _____ Transm. _____		INST (137) NEW LED FIXTURES AND (137) NEW SL PLS		1 N YOUNG CIR, HOLLYWOOD, FL 33020	
Requested Tel. Co. Set Poles? YES <input type="checkbox"/> NO <input checked="" type="checkbox"/>		Requested Tel. Co. Transfer? YES <input type="checkbox"/> NO <input checked="" type="checkbox"/>		Request CAVT Transfer? YES <input type="checkbox"/> NO <input checked="" type="checkbox"/>		Designed by: NICHOLAS A. HERNANDEZ Date: 07/30/24	
POLE LINE FEET 0'		DUCT BANK FT. 0'		Rural Location Sec. ## TWP. ## S.R. ## E. ##		Drawn by: NAH Check by: _____ Dwg No. 2 OF 29	
POLE LINE FT. ON TRANSM. POLES 0'		TRENCH FT. 0'		SCALE: N.T.S		St. Lt MAP No. _____ Pri Map No. _____ MAP# _____	
TLM/LDS MODEL No. -		Map Posting? YES <input checked="" type="checkbox"/> NO <input type="checkbox"/> Posted by: _____		WR #####		M/A ###	

INACCESSIBLE 13 kV FUTURE 23 kV 23 kV SALT SPRAY

EXISTING OVERHEAD FACILITIES ARE LOCATED NEAR REAR OF THE SIDEWALK



Location not applicable due to existing overhead facilities

Location not applicable due to existing overhead facilities

CONSTRUCTION NOTES:

LOC 5 – 8: FPL TO INSTALL (1) HOLOPHANE GRANVILLE BLACK/BLACK 39W 3000K 5,190L ON BLACK WASHINGTON FOR SINGLE POST TOPS 18' 6" (14' 6" MH). FPL SL HH TO BE INSTALLED WITHIN 10FT OF EXISTING PROPOSED POLE LOCATION

LOC C – D: FPL TO INSTRALL SECONDARY RISER AND 24" HH AT BASE OF EXISTING DISTURNATION POLE

ALL NEW STREETLIGHT POLES WILL BE INSTALLED AT REAR OF SIDEWALK PERMIT WILL BE REQUIRED


FPL TO INSTALL ALL CONDUIT AND HHS

FPL TO INSTALL #6DPX AT ALL LOCATIONS UNLESS OTHERWISE NOTED

-CHECK VOLTAGE – CONVERT 480V TO 120V OR 240V' ON 480V CIRCUITS, CHANGE THE RELAY PRIOR TO INSTALLING THE LIGHTS. VERIFY THE SOURCE AND AMOUNT OF LIGHTS ON THAT RELAY. CONTACT THE FPL PL TO ASSIST WITH THIS PROCESS.

-CUSTOMER TO CONTACT FPL PL AND COORDINATE STAKING OF ALL LOCATIONS PRIOR LED INSTALLATIONS. CUSTOMER IS RESPONSIBLE FOR ANY RESTORATION REQUIRED.

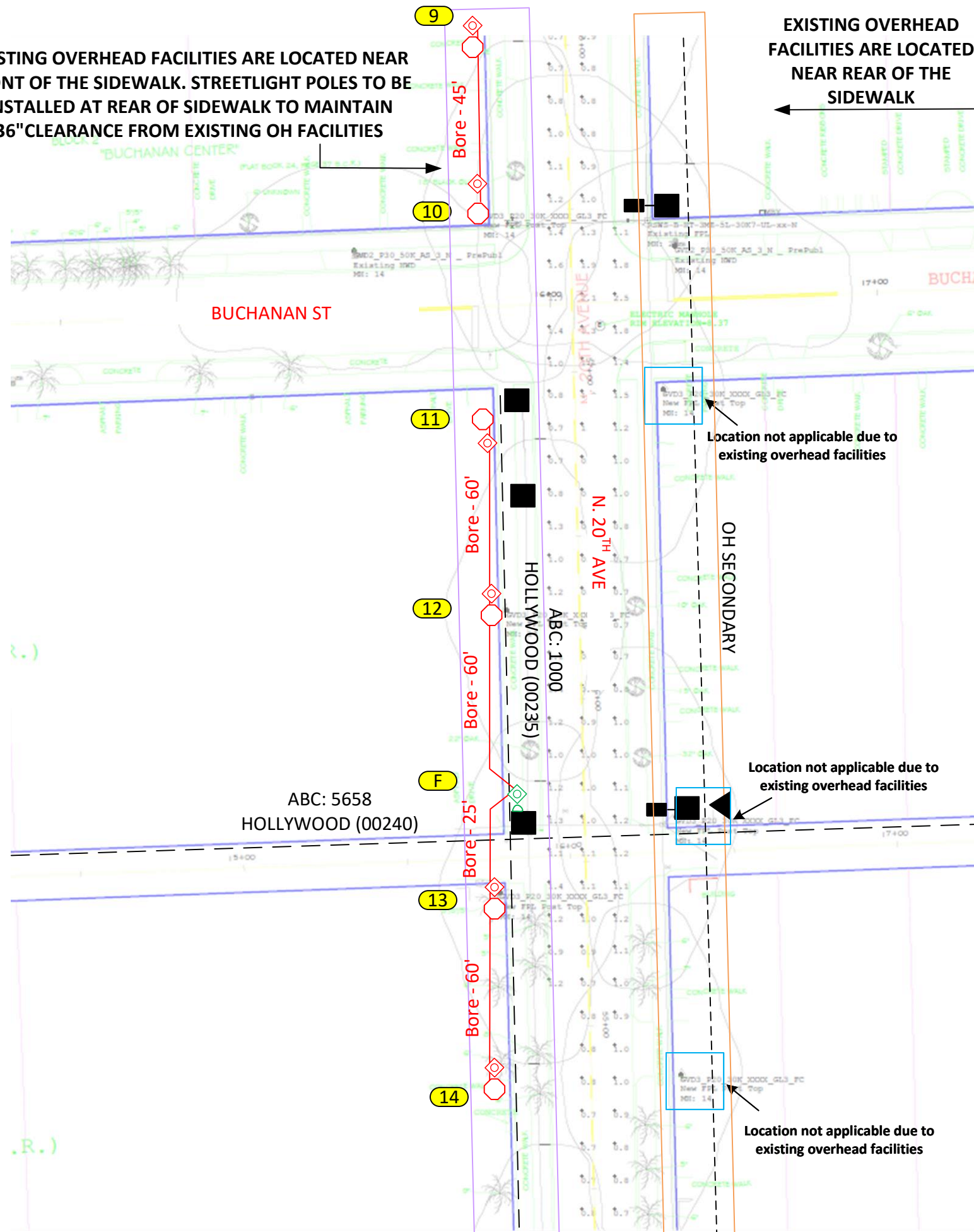
FPL LED REPRESENTATIVE: ALEX ACOSTA



2	9
3	10
4	11
5	12
6	13
7	14
8	15
16	23
17	24
18	25
19	26
20	27
21	28
22	29

AS-BUILT CREW PRINT		ALL REQUIRED GROUND RODS HAVE BEEN DRIVEN & VERIFIED TO BE WITHIN FPL STANDARDS, VALUES ARE SHOWN AT ALL LOCATIONS.		JOB CERTIFIED COMPLETED AS SHOWN ON THIS AS-BUILT PRINT. MATERIAL CHANGES SHOWN ON ROS		AS-BUILT COPY	
FOREMAN'S SIGNATURE _____ DATE _____		FOREMAN'S SIGNATURE _____ DATE _____		SUPERVISOR'S SIGNATURE _____ DATE _____		INITIALS _____ CERT. DATE _____	
Easement? Yes <input type="checkbox"/> No <input checked="" type="checkbox"/>		Survey/Stake? Yes <input type="checkbox"/> No <input checked="" type="checkbox"/>		Work with SMO? Yes <input type="checkbox"/> No <input checked="" type="checkbox"/>		FPL	
Tree Work? Yes <input type="checkbox"/> No <input checked="" type="checkbox"/>		Designer/Stake? Yes <input type="checkbox"/> No <input checked="" type="checkbox"/>		CT/Special Mtr? Yes <input type="checkbox"/> No <input checked="" type="checkbox"/>		CITY OF HOLLYWOOD	
PERMIT REQ'D City WMD County RR Xing County Air DR. Dist. State Road Transm. FAA		INST (137) NEW LED FIXTURES AND (137) NEW SL PLS		1 N YOUNG CIR, HOLLYWOOD, FL 33020			
Requested Tel. Co. Set Poles? YES <input type="checkbox"/> NO <input checked="" type="checkbox"/>		Requested Tel. Co. Transfer? YES <input type="checkbox"/> NO <input checked="" type="checkbox"/>		Request CAVT Transfer? YES <input type="checkbox"/> NO <input checked="" type="checkbox"/>		Designed by: NICHOLAS A. HERNANDEZ Date: 07/30/24	
POLE LINE FEET 0'		DUCT BANK FT. 0'		Rural Location Sec. ## TWP. ## S.R. ## E.		Drawn by: NAH Check by: Dwg No. 3 OF 29	
POLE LINE FT. ON TRANSM. POLES 0'		TRENCH FT. 0'		SCALE: N.T.S St. Lt MAP No. Pri Map No. MAP#			
TLM/LDS MODEL No. -		Map Posting? YES <input checked="" type="checkbox"/> NO <input type="checkbox"/> Posted by:		WR #####		M/A ###	

EXISTING OVERHEAD FACILITIES ARE LOCATED NEAR FRONT OF THE SIDEWALK. STREETLIGHT POLES TO BE INSTALLED AT REAR OF SIDEWALK TO MAINTAIN 36" CLEARANCE FROM EXISTING OH FACILITIES



EXISTING OVERHEAD FACILITIES ARE LOCATED NEAR REAR OF THE SIDEWALK

INACCESSIBLE 13 kV FUTURE 23 kV 23 kV SALT SPRAY



CONSTRUCTION NOTES:

LOC 9 – 14: FPL TO INSTALL (1) HOLOPHANE GRANVILLE BLACK/BLACK 39W 3000K 5,190L ON BLACK WASHINGTON FOR SINGLE POST TOPS 18' 6" (14' 6" MH). FPL SL HH TO BE INSTALLED WITHIN 10FT OF EXISTING PROPOSED POLE LOCATION

LOC E, F: FPL TO INSTRALL SECONDARY RISER AND 24" HH AT BASE OF EXISTING DISTURNATION POLE

ALL NEW STREETLIGHT POLES WILL BE INSTALLED AT REAR OF SIDEWALK PERMIT WILL BE REQUIRED

FPL TO INSTALL ALL CONDUIT AND HHS

FPL TO INSTALL #6DPX AT ALL LOCATIONS UNLESS OTHERWISE NOTED

-CHECK VOLTAGE – CONVERT 480V TO 120V OR 240V' ON 480V CIRCUITS, CHANGE THE RELAY PRIOR TO INSTALLING THE LIGHTS. VERIFY THE SOURCE AND AMOUNT OF LIGHTS ON THAT RELAY. CONTACT THE FPL PL TO ASSIST WITH THIS PROCESS.

-CUSTOMER TO CONTACT FPL PL AND COORDINATE STAKING OF ALL LOCATIONS PRIOR LED INSTALLATIONS. CUSTOMER IS RESPONSIBLE FOR ANY RESTORATION REQUIRED.

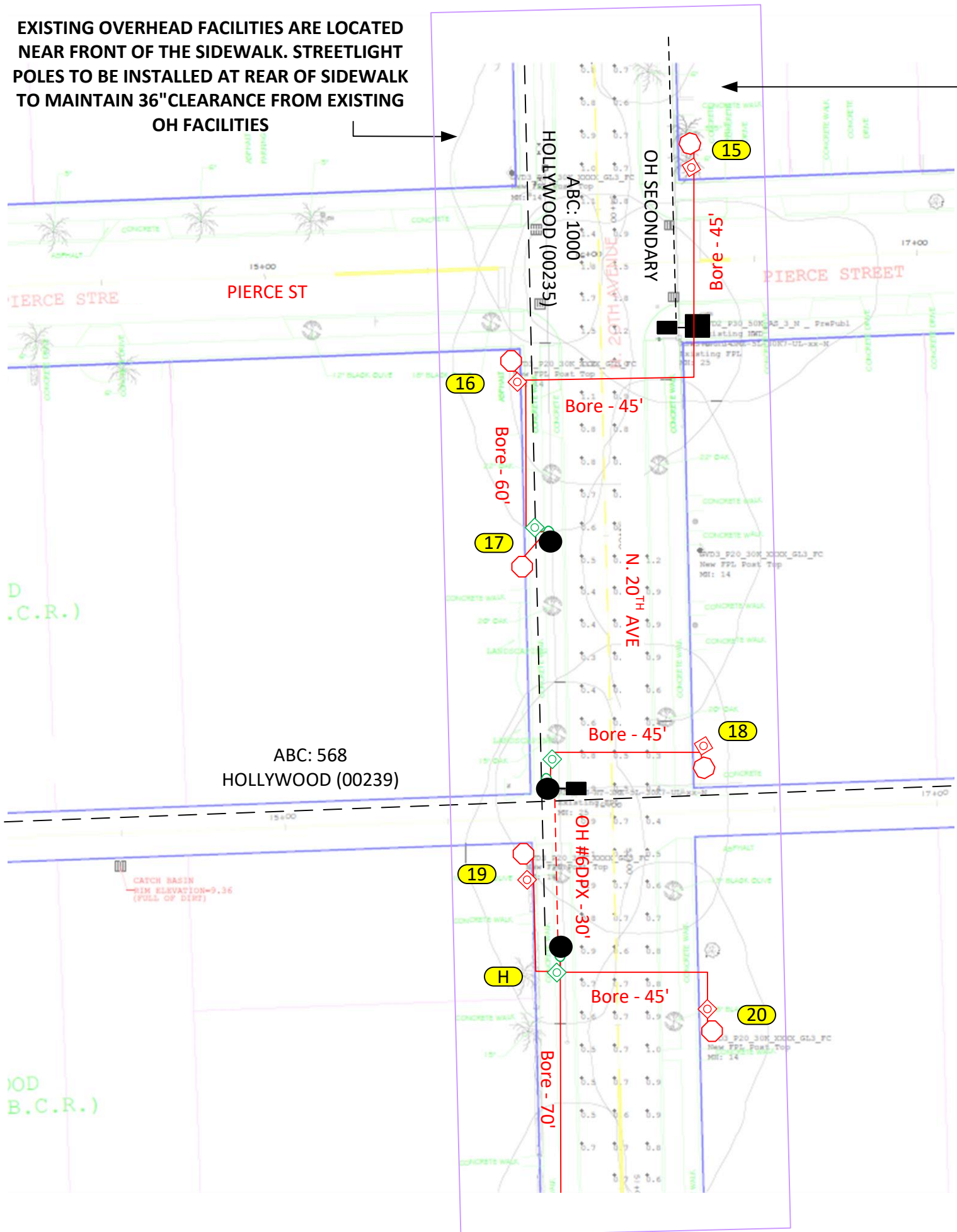
FPL LED REPRESENTATIVE: ALEX ACOSTA

2	9
3	10
4	11
5	12
6	13
7	14
8	15
16	23
17	24
18	25
19	26
20	27
21	28
22	29



AS-BUILT CREW PRINT		ALL REQUIRED GROUND RODS HAVE BEEN DRIVEN & VERIFIED TO BE WITHIN FPL STANDARDS, VALUES ARE SHOWN AT ALL LOCATIONS.		JOB CERTIFIED COMPLETED AS SHOWN ON THIS AS-BUILT PRINT. MATERIAL CHANGES SHOWN ON ROS		AS-BUILT COPY	
FOREMAN'S SIGNATURE _____ DATE _____		FOREMAN'S SIGNATURE _____ DATE _____		SUPERVISOR'S SIGNATURE _____ DATE _____		INITIALS _____ CERT. DATE _____	
Easement? Yes <input type="checkbox"/> No <input checked="" type="checkbox"/>		Survey/Stake? Yes <input type="checkbox"/> No <input checked="" type="checkbox"/>		Work with SMO? Yes <input type="checkbox"/> No <input checked="" type="checkbox"/>		FPL	
Tree Work? Yes <input type="checkbox"/> No <input checked="" type="checkbox"/>		Designer/Stake? Yes <input type="checkbox"/> No <input checked="" type="checkbox"/>		CT/Special Mtr? Yes <input type="checkbox"/> No <input checked="" type="checkbox"/>		CITY OF HOLLYWOOD	
PERMIT REQ'D City WMD		County Rd. RR Xing		County Air DR. Dist.		INST (137) NEW LED FIXTURES AND (137) NEW SL PLS	
State Road Transm.		FAA		Tele. Attachment Per		1 N YOUNG CIR, HOLLYWOOD, FL 33020	
Requested Tel. Co. Set Poles? YES <input type="checkbox"/> NO <input checked="" type="checkbox"/>		Requested Tel. Co. Transfer? YES <input type="checkbox"/> NO <input checked="" type="checkbox"/>		Request CAVT Transfer? YES <input type="checkbox"/> NO <input checked="" type="checkbox"/>		Telephone Co. Job No. _____	
POLE LINE FEET 0'		DUCT BANK FT. 0'		Rural Location Sec. ##		TWP. ## S.R. ## E. ##	
POLE LINE FT. ON TRANSM. POLES 0'		TRENCH FT. 0'		SCALE: N.T.S		St. Lt MAP No. _____ Pri Map No. _____ MAP# _____	
TLM/LDS MODEL No. -		Map Posting? YES <input checked="" type="checkbox"/> NO <input type="checkbox"/>		Posted by: _____		WR ##### M/A ###	
Designed by: NICHOLAS A. HERNANDEZ		Date: 07/30/24		Drawn by: NAH		Check by: _____ Dwg No. 4 OF 29	

EXISTING OVERHEAD FACILITIES ARE LOCATED NEAR FRONT OF THE SIDEWALK. STREETLIGHT POLES TO BE INSTALLED AT REAR OF SIDEWALK TO MAINTAIN 36" CLEARANCE FROM EXISTING OH FACILITIES




CONSTRUCTION NOTES:
LOC 15 – 20: FPL TO INSTALL (1) HOLOPHANE GRANVILLE BLACK/BLACK 39W 3000K 5,190L ON BLACK WASHINGTON FOR SINGLE POST TOPS 18' 6" (14' 6" MH). FPL SL HH TO BE INSTALLED WITHIN 10FT OF EXISTING PROPOSED POLE LOCATION

LOC G, H: FPL TO INSTRALL SECONDARY RISER AND 24" HH AT BASE OF EXISTING DISTURNATION POLE
ALL NEW STREETLIGHT POLES WILL BE INSTALLED AT REAR OF SIDEWALK PERMIT WILL BE REQUIRED

FPL TO INSTALL ALL CONDUIT AND HHS
FPL TO INSTALL #6DPX AT ALL LOCATIONS UNLESS OTHERWISE NOTED
 -'CHECK VOLTAGE – CONVERT 480V TO 120V OR 240V' ON 480V CIRCUITS, CHANGE THE RELAY PRIOR TO INSTALLING THE LIGHTS. VERIFY THE SOURCE AND AMOUNT OF LIGHTS ON THAT RELAY. CONTACT THE FPL PL TO ASSIST WITH THIS PROCESS.
 -CUSTOMER TO CONTACT FPL PL AND COORDINATE STAKING OF ALL LOCATIONS PRIOR LED INSTALLATIONS. CUSTOMER IS RESPONSIBLE FOR ANY RESTORATION REQUIRED.

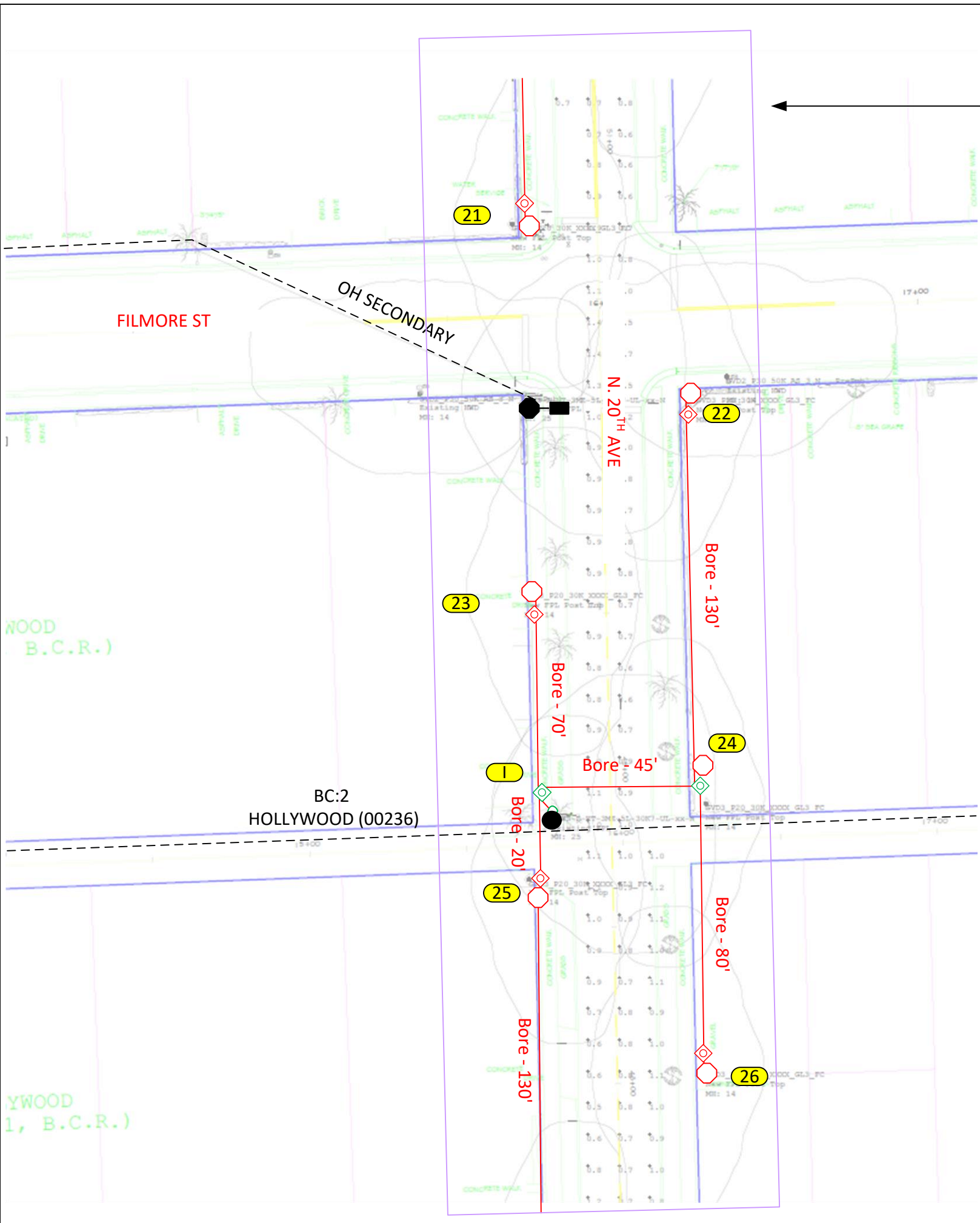
FPL LED REPRESENTATIVE: ALEX ACOSTA




2	9
3	10
4	11
5	12
6	13
7	14
8	15
16	23
17	24
18	25
19	26
20	27
21	28
22	29

AS-BUILT CREW PRINT		ALL REQUIRED GROUND RODS HAVE BEEN DRIVEN & VERIFIED TO BE WITHIN FPL STANDARDS, VALUES ARE SHOWN AT ALL LOCATIONS.		JOB CERTIFIED COMPLETED AS SHOWN ON THIS AS-BUILT PRINT. MATERIAL CHANGES SHOWN ON ROS		AS-BUILT COPY	
FOREMAN'S SIGNATURE _____ DATE _____		FOREMAN'S SIGNATURE _____ DATE _____		SUPERVISOR'S SIGNATURE _____ DATE _____		INITIALS _____ CERT. DATE _____	
Easement? Yes <input type="checkbox"/> No <input checked="" type="checkbox"/>		Survey/Stake? Yes <input type="checkbox"/> No <input checked="" type="checkbox"/>		Work with SMO? Yes <input type="checkbox"/> No <input checked="" type="checkbox"/>		FPL	
Tree Work? Yes <input type="checkbox"/> No <input checked="" type="checkbox"/>		Designer/Stake? Yes <input type="checkbox"/> No <input checked="" type="checkbox"/>		CT/Special Mtr? Yes <input type="checkbox"/> No <input checked="" type="checkbox"/>		CITY OF HOLLYWOOD	
PERMIT REQ'D City _____ County Rd. _____ County Air _____ State Road _____ FAA _____		WMD _____ RR Xing _____ DR. Dist. _____ Transm. _____		INST (137) NEW LED FIXTURES AND (137) NEW SL PLS		1 N YOUNG CIR, HOLLYWOOD, FL 33020	
Requested Tel. Co. Set Poles? YES <input type="checkbox"/> NO <input checked="" type="checkbox"/>		Requested Tel. Co. Transfer? YES <input type="checkbox"/> NO <input checked="" type="checkbox"/>		Request CAVT Transfer? YES <input type="checkbox"/> NO <input checked="" type="checkbox"/>		Designed by: NICHOLAS A. HERNANDEZ Date: 07/30/24	
POLE LINE FEET 0'		DUCT BANK FT. 0'		Rural Location Sec. ## TWP. ## S,R. ## E.		Drawn by: NAH Check by: _____ Dwg No. 5 OF 29	
POLE LINE FT. ON TRANSM. POLES 0'		TRENCH FT. 0'		SCALE: N.T.S		St. Lt MAP No. _____ Pri Map No. _____ MAP# _____	
TLM/LDS MODEL No. -		Map Posting? YES <input checked="" type="checkbox"/> NO <input type="checkbox"/> Posted by: _____		WR #####		M/A ###	

INACCESSIBLE 13 kV FUTURE 23 kV 23 kV SALT SPRAY



NO OVERHEAD FACILITIES. ALL STREETLIGHT POLES TO BE INSTALLED AT BACK OF THE SIDEWALK



CONSTRUCTION NOTES:

LOC 21 – 26: FPL TO INSTALL (1) HOLOPHANE GRANVILLE BLACK/BLACK 39W 3000K 5,190L ON BLACK WASHINGTON FOR SINGLE POST TOPS 18' 6" (14' 6" MH). FPL SL HH TO BE INSTALLED WITHIN 10FT OF EXISTING PROPOSED POLE LOCATION

LOC H: FPL TO INSTRALL SECONDARY RISER AND 24" HH AT BASE OF EXISTING DISTURNATION POLE

ALL NEW STREETLIGHT POLES WILL BE INSTALLED AT REAR OF SIDEWALK PERMIT WILL BE REQUIRED

FPL TO INSTALL ALL CONDUIT AND HHS


FPL TO INSTALL #6DPX AT ALL LOCATIONS UNLESS OTHERWISE NOTED

-CHECK VOLTAGE – CONVERT 480V TO 120V OR 240V' ON 480V CIRCUITS, CHANGE THE RELAY PRIOR TO INSTALLING THE LIGHTS. VERIFY THE SOURCE AND AMOUNT OF LIGHTS ON THAT RELAY. CONTACT THE FPL PL TO ASSIST WITH THIS PROCESS.

-CUSTOMER TO CONTACT FPL PL AND COORDINATE STAKING OF ALL LOCATIONS PRIOR LED INSTALLATIONS. CUSTOMER IS RESPONSIBLE FOR ANY RESTORATION REQUIRED.

FPL LED REPRESENTATIVE: ALEX ACOSTA

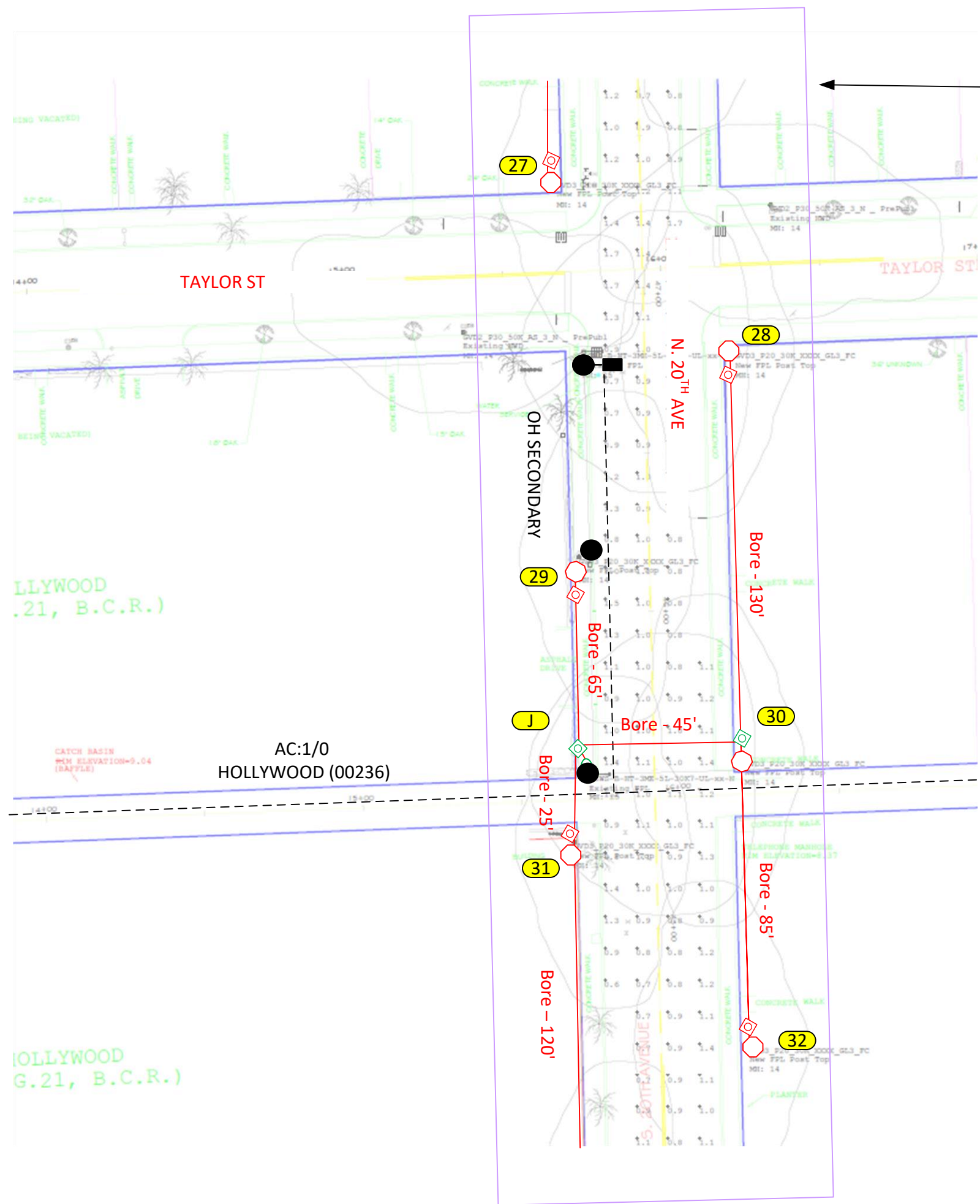
2	9
3	10
4	11
5	12
6	13
7	14
8	15
16	23
17	24
18	25
19	26
20	27
21	28
22	29



AS-BUILT CREW PRINT		ALL REQUIRED GROUND RODS HAVE BEEN DRIVEN & VERIFIED TO BE WITHIN FPL STANDARDS, VALUES ARE SHOWN AT ALL LOCATIONS.		JOB CERTIFIED COMPLETED AS SHOWN ON THIS AS-BUILT PRINT. MATERIAL CHANGES SHOWN ON ROS		AS-BUILT COPY	
FOREMAN'S SIGNATURE _____ DATE _____		FOREMAN'S SIGNATURE _____ DATE _____		SUPERVISOR'S SIGNATURE _____ DATE _____		INITIALS _____ CERT. DATE _____	
Easement? Yes <input type="checkbox"/> No <input checked="" type="checkbox"/>		Survey/Stake? Yes <input type="checkbox"/> No <input checked="" type="checkbox"/>		Work with SMO? Yes <input type="checkbox"/> No <input checked="" type="checkbox"/>		FPL	
Tree Work? Yes <input type="checkbox"/> No <input checked="" type="checkbox"/>		Designer/Stake? Yes <input type="checkbox"/> No <input checked="" type="checkbox"/>		CT/Special Mtr? Yes <input type="checkbox"/> No <input checked="" type="checkbox"/>		CITY OF HOLLYWOOD	
PERMIT REQ'D City WMD		County Rd. RR Xing		County Air DR. Dist.		INST (137) NEW LED FIXTURES AND (137) NEW SL PLS	
State Road Transm.		FAA		Tele. Attachment Per		1 N YOUNG CIR, HOLLYWOOD, FL 33020	
Requested Tel. Co. Set Poles? YES <input type="checkbox"/> NO <input checked="" type="checkbox"/>		Requested Tel. Co. Transfer? YES <input type="checkbox"/> NO <input checked="" type="checkbox"/>		Telephone Co. Job No. _____		Designed by: NICHOLAS A. HERNANDEZ Date: 07/30/24	
Request CAVT Transfer? YES <input type="checkbox"/> NO <input checked="" type="checkbox"/>		POLE LINE FEET 0'		DUCT BANK FT. 0'		Drawn by: NAH Check by: _____ Dwg No. 6 OF 29	
POLE LINE FT. ON TRANSM. POLES 0'		TRENCH FT. 0'		Rural Location Sec. ## TWP. ## S.R. ## E. ##		SCALE: N.T.S St. Lt MAP No. _____ Pri Map No. _____ MAP# _____	
TLM/LDS MODEL No. -		Map Posting? YES <input checked="" type="checkbox"/> NO <input type="checkbox"/>		Posted by: _____		WR ##### M/A ###	


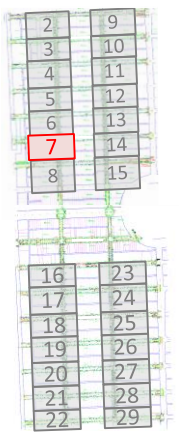
INACCESSIBLE 13 kV FUTURE 23 kV 23 kV SALT SPRAY

EXISTING OVERHEAD FACILITIES ARE LOCATED NEAR FRONT OF THE SIDEWALK. STREETLIGHT POLES TO BE INSTALLED AT REAR OF SIDEWALK TO MAINTAIN 36" CLEARANCE FROM EXISTING OH FACILITIES

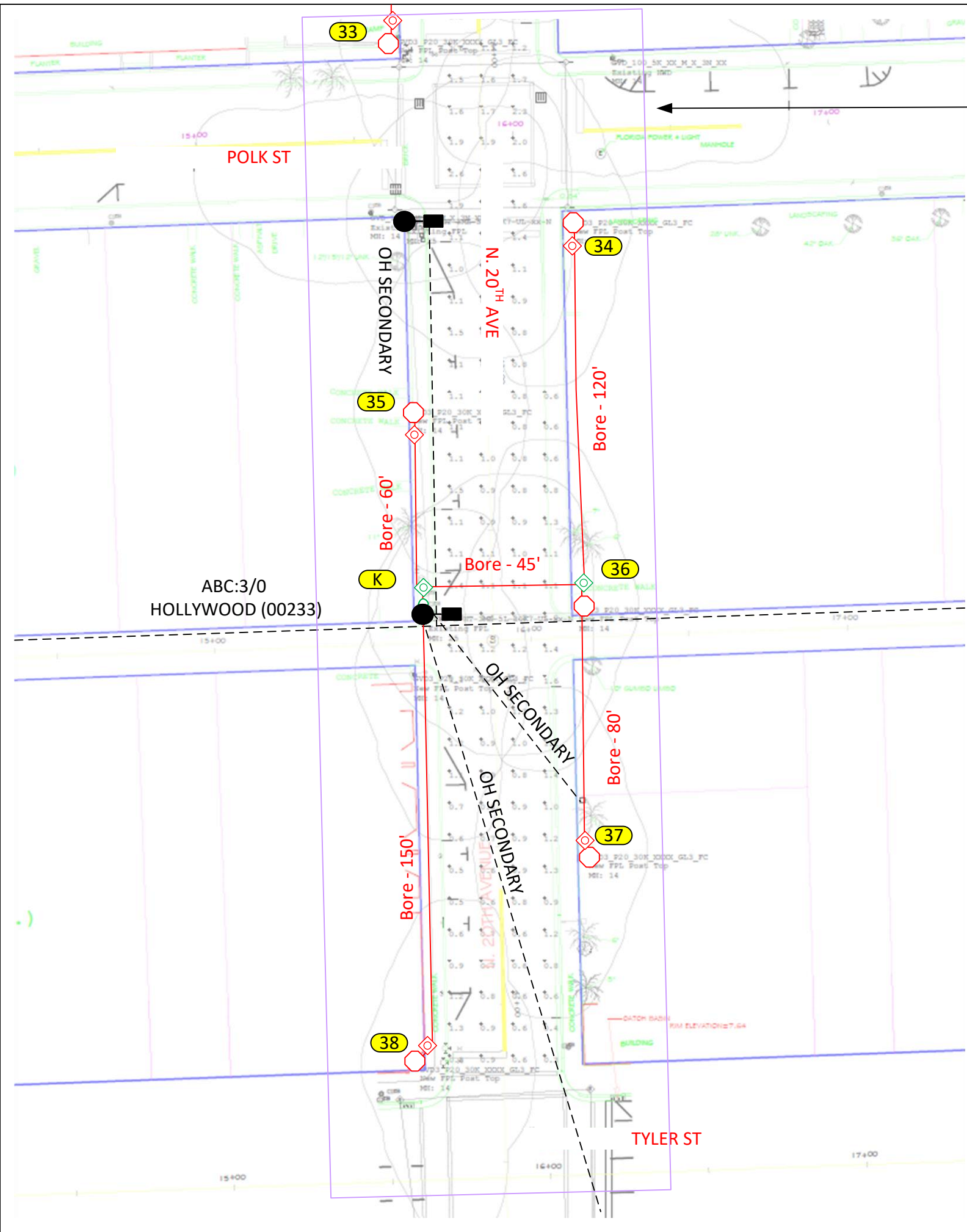


CONSTRUCTION NOTES:

- LOC 27 – 32:** FPL TO INSTALL (1) HOLOPHANE GRANVILLE BLACK/BLACK 39W 3000K 5,190L ON BLACK WASHINGTON FOR SINGLE POST TOPS 18' 6" (14' 6" MH). FPL SL HH TO BE INSTALLED WITHIN 10FT OF EXISTING PROPOSED POLE LOCATION
- LOC J:** FPL TO INSTRALL SECONDARY RISER AND 24" HH AT BASE OF EXISTING DISTURNATION POLE
- ALL NEW STREETLIGHT POLES WILL BE INSTALLED AT REAR OF SIDEWALK**
- PERMIT WILL BE REQUIRED**
- FPL TO INSTALL ALL CONDUIT AND HHS**
- FPL TO INSTALL #6DPX AT ALL LOCATIONS UNLESS OTHERWISE NOTED**
- 'CHECK VOLTAGE – CONVERT 480V TO 120V OR 240V' ON 480V CIRCUITS, CHANGE THE RELAY PRIOR TO INSTALLING THE LIGHTS. VERIFY THE SOURCE AND AMOUNT OF LIGHTS ON THAT RELAY. CONTACT THE FPL PL TO ASSIST WITH THIS PROCESS.
- CUSTOMER TO CONTACT FPL PL AND COORDINATE STAKING OF ALL LOCATIONS PRIOR LED INSTALLATIONS. CUSTOMER IS RESPONSIBLE FOR ANY RESTORATION REQUIRED.
- FPL LED REPRESENTATIVE: ALEX ACOSTA**



AS-BUILT CREW PRINT		ALL REQUIRED GROUND RODS HAVE BEEN DRIVEN & VERIFIED TO BE WITHIN FPL STANDARDS, VALUES ARE SHOWN AT ALL LOCATIONS.		JOB CERTIFIED COMPLETED AS SHOWN ON THIS AS-BUILT PRINT. MATERIAL CHANGES SHOWN ON ROS		AS-BUILT COPY	
FOREMAN'S SIGNATURE _____ DATE _____		FOREMAN'S SIGNATURE _____ DATE _____		SUPERVISOR'S SIGNATURE _____ DATE _____		INITIALS _____ CERT. DATE _____	
Easement? Yes <input type="checkbox"/> No <input checked="" type="checkbox"/>		Survey/Stake? Yes <input type="checkbox"/> No <input checked="" type="checkbox"/>		Work with SMO? Yes <input type="checkbox"/> No <input checked="" type="checkbox"/>		FPL	
Tree Work? Yes <input type="checkbox"/> No <input checked="" type="checkbox"/>		Designer/Stake? Yes <input type="checkbox"/> No <input checked="" type="checkbox"/>		CT/Special Mtr? Yes <input type="checkbox"/> No <input checked="" type="checkbox"/>		CITY OF HOLLYWOOD	
PERMIT REQ'D City WMD County Rd. RR Xing County Air DR. Dist. State Road Transm. FAA		INST (137) NEW LED FIXTURES AND (137) NEW SL PLS		1 N YOUNG CIR, HOLLYWOOD, FL 33020			
Requested Tel. Co. Set Poles? YES <input type="checkbox"/> NO <input checked="" type="checkbox"/>		Requested Tel. Co. Transfer? YES <input type="checkbox"/> NO <input checked="" type="checkbox"/>		Request CAVT Transfer? YES <input type="checkbox"/> NO <input checked="" type="checkbox"/>		Designed by: NICHOLAS A. HERNANDEZ Date: 07/30/24	
POLE LINE FEET 0'		DUCT BANK FT. 0'		Rural Location Sec. ## TWP. ## S,R. ## E.		Drawn by: NAH Check by: _____ Dwg No. 7 OF 29	
POLE LINE FT. ON TRANSM. POLES 0'		TRENCH FT. 0'		SCALE: N.T.S		St. Lt MAP No. _____ Pri Map No. _____ MAP# _____	
TLM/LDS MODEL No. -		Map Posting? YES <input checked="" type="checkbox"/> NO <input type="checkbox"/> Posted by: _____		WR #####		M/A ###	



INACCESSIBLE
 13 kV
 FUTURE 23 kV
 23 kV
 SALT SPRAY

EXISTING OVERHEAD FACILITIES ARE LOCATED NEAR FRONT OF THE SIDEWALK. STREETLIGHT POLES TO BE INSTALLED AT REAR OF SIDEWALK TO MAINTAIN 36" CLEARANCE FROM EXISTING OH FACILITIES



CONSTRUCTION NOTES:

LOC 33 – 38: FPL TO INSTALL (1) HOLOPHANE GRANVILLE BLACK/BLACK 39W 3000K 5,190L ON BLACK WASHINGTON FOR SINGLE POST TOPS 18' 6" (14' 6" MH). FPL SL HH TO BE INSTALLED WITHIN 10FT OF EXISTING PROPOSED POLE LOCATION

LOC K: FPL TO INSTRALL SECONDARY RISER AND 24" HH AT BASE OF EXISTING DISTURNATION POLE

ALL NEW STREETLIGHT POLES WILL BE INSTALLED AT REAR OF SIDEWALK PERMIT WILL BE REQUIRED


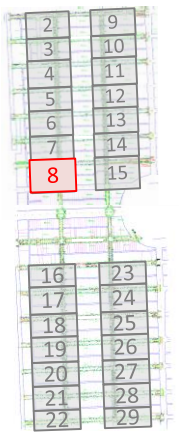
FPL TO INSTALL ALL CONDUIT AND HHS

FPL TO INSTALL #6DPX AT ALL LOCATIONS UNLESS OTHERWISE NOTED

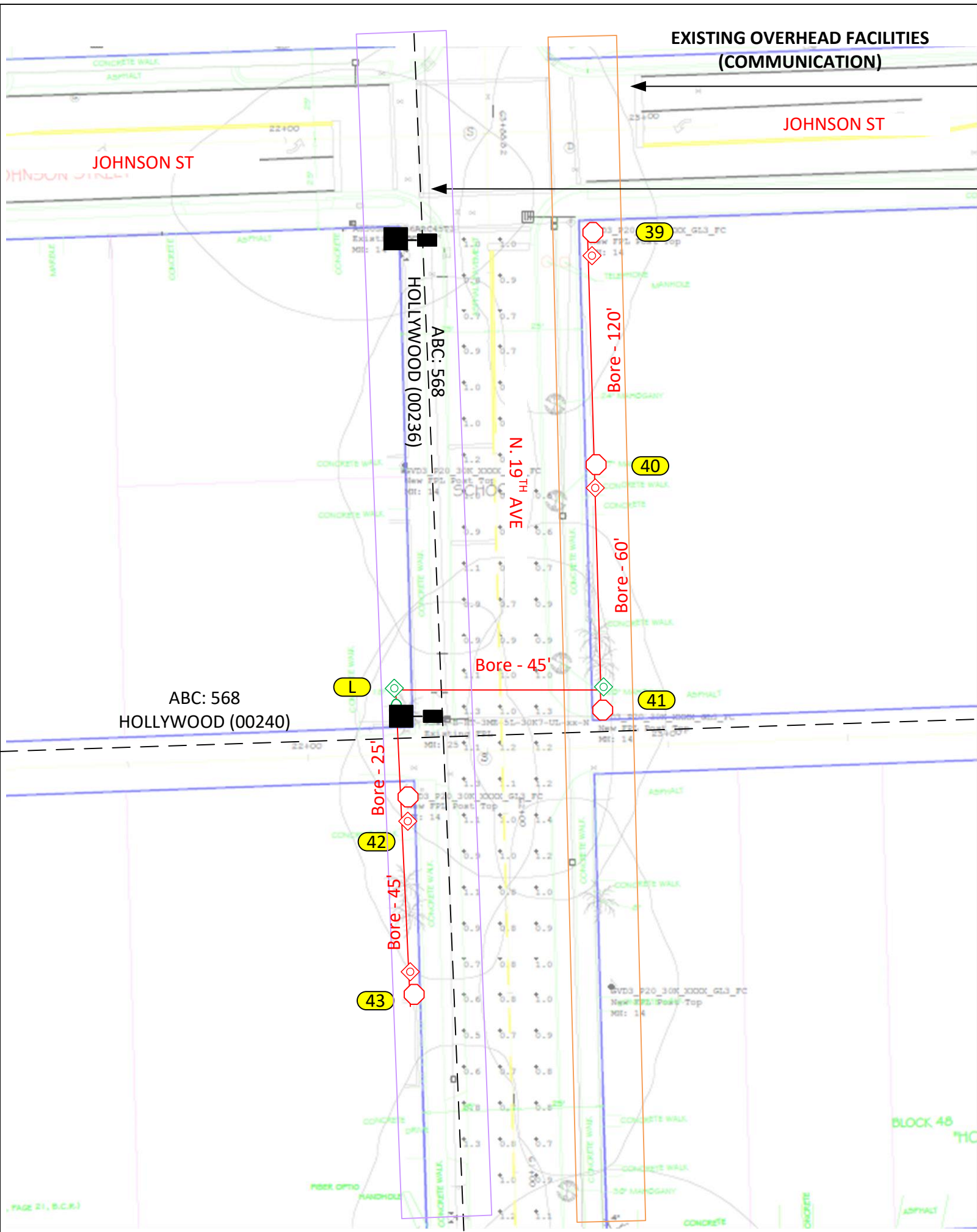
- 'CHECK VOLTAGE – CONVERT 480V TO 120V OR 240V' ON 480V CIRCUITS, CHANGE THE RELAY PRIOR TO INSTALLING THE LIGHTS. VERIFY THE SOURCE AND AMOUNT OF LIGHTS ON THAT RELAY. CONTACT THE FPL PL TO ASSIST WITH THIS PROCESS.

- CUSTOMER TO CONTACT FPL PL AND COORDINATE STAKING OF ALL LOCATIONS PRIOR LED INSTALLATIONS. CUSTOMER IS RESPONSIBLE FOR ANY RESTORATION REQUIRED.

FPL LED REPRESENTATIVE: ALEX ACOSTA



AS-BUILT CREW PRINT		ALL REQUIRED GROUND RODS HAVE BEEN DRIVEN & VERIFIED TO BE WITHIN FPL STANDARDS, VALUES ARE SHOWN AT ALL LOCATIONS.		JOB CERTIFIED COMPLETED AS SHOWN ON THIS AS-BUILT PRINT. MATERIAL CHANGES SHOWN ON ROS		AS-BUILT COPY	
FOREMAN'S SIGNATURE _____ DATE _____		FOREMAN'S SIGNATURE _____ DATE _____		SUPERVISOR'S SIGNATURE _____ DATE _____		INITIALS _____ CERT. DATE _____	
Easement? Yes <input type="checkbox"/> No <input checked="" type="checkbox"/>		Survey/Stake? Yes <input type="checkbox"/> No <input checked="" type="checkbox"/>		Work with SMO? Yes <input type="checkbox"/> No <input checked="" type="checkbox"/>		FPL	
Tree Work? Yes <input type="checkbox"/> No <input checked="" type="checkbox"/>		Designer/Stake? Yes <input type="checkbox"/> No <input checked="" type="checkbox"/>		CT/Special Mtr? Yes <input type="checkbox"/> No <input checked="" type="checkbox"/>		CITY OF HOLLYWOOD	
PERMIT REQ'D City _____ County Rd. _____ County Air _____ State Road _____ FAA _____		WMD _____ RR Xing _____ DR. Dist. _____ Transm. _____		INST (137) NEW LED FIXTURES AND (137) NEW SL PLS 1 N YOUNG CIR, HOLLYWOOD, FL 33020			
Requested Tel. Co. Set Poles? YES <input type="checkbox"/> NO <input checked="" type="checkbox"/>		Requested Tel. Co. Transfer? YES <input type="checkbox"/> NO <input checked="" type="checkbox"/>		Request CAVT Transfer? YES <input type="checkbox"/> NO <input checked="" type="checkbox"/>		Designed by: NICHOLAS A. HERNANDEZ Date: 07/30/24	
POLE LINE FEET 0'		DUCT BANK FT. 0'		Drawn by: NAH Check by: _____ Dwg No. 8 OF 29			
POLE LINE FT. ON TRANSM. POLES 0'		TRENCH FT. 0'		Rural Location Sec. ## TWP. ## S.R. ## E. _____			
TLM/LDS MODEL No. -		Map Posting? YES <input checked="" type="checkbox"/> NO <input type="checkbox"/> Posted by: _____		SCALE: N.T.S St. Lt MAP No. _____ Pri Map No. _____ MAP# _____			
				WR ##### M/A ###			



INACCESSIBLE
 13 kV
 FUTURE 23 kV
 23 kV
 SALT SPRAY

EXISTING OVERHEAD FACILITIES ARE LOCATED NEAR FRONT OF THE SIDEWALK. STREETLIGHT POLES TO BE INSTALLED AT REAR OF SIDEWALK TO MAINTAIN 36" CLEARANCE FROM EXISTING OH FACILITIES



CONSTRUCTION NOTES:

LOC 39 – 43: FPL TO INSTALL (1) HOLOPHANE GRANVILLE BLACK/BLACK 39W 3000K 5,190L ON BLACK WASHINGTON FOR SINGLE POST TOPS 18' 6" (14' 6" MH). FPL SL HH TO BE INSTALLED WITHIN 10FT OF EXISTING PROPOSED POLE LOCATION

ALL NEW STREETLIGHT POLES WILL BE INSTALLED AT REAR OF SIDEWALK PERMIT WILL BE REQUIRED


FPL TO INSTALL ALL CONDUIT AND HHS

FPL TO INSTALL #6DPX AT ALL LOCATIONS UNLESS OTHERWISE NOTED

-CHECK VOLTAGE – CONVERT 480V TO 120V OR 240V' ON 480V CIRCUITS, CHANGE THE RELAY PRIOR TO INSTALLING THE LIGHTS. VERIFY THE SOURCE AND AMOUNT OF LIGHTS ON THAT RELAY. CONTACT THE FPL PL TO ASSIST WITH THIS PROCESS.

-CUSTOMER TO CONTACT FPL PL AND COORDINATE STAKING OF ALL LOCATIONS PRIOR LED INSTALLATIONS. CUSTOMER IS RESPONSIBLE FOR ANY RESTORATION REQUIRED.

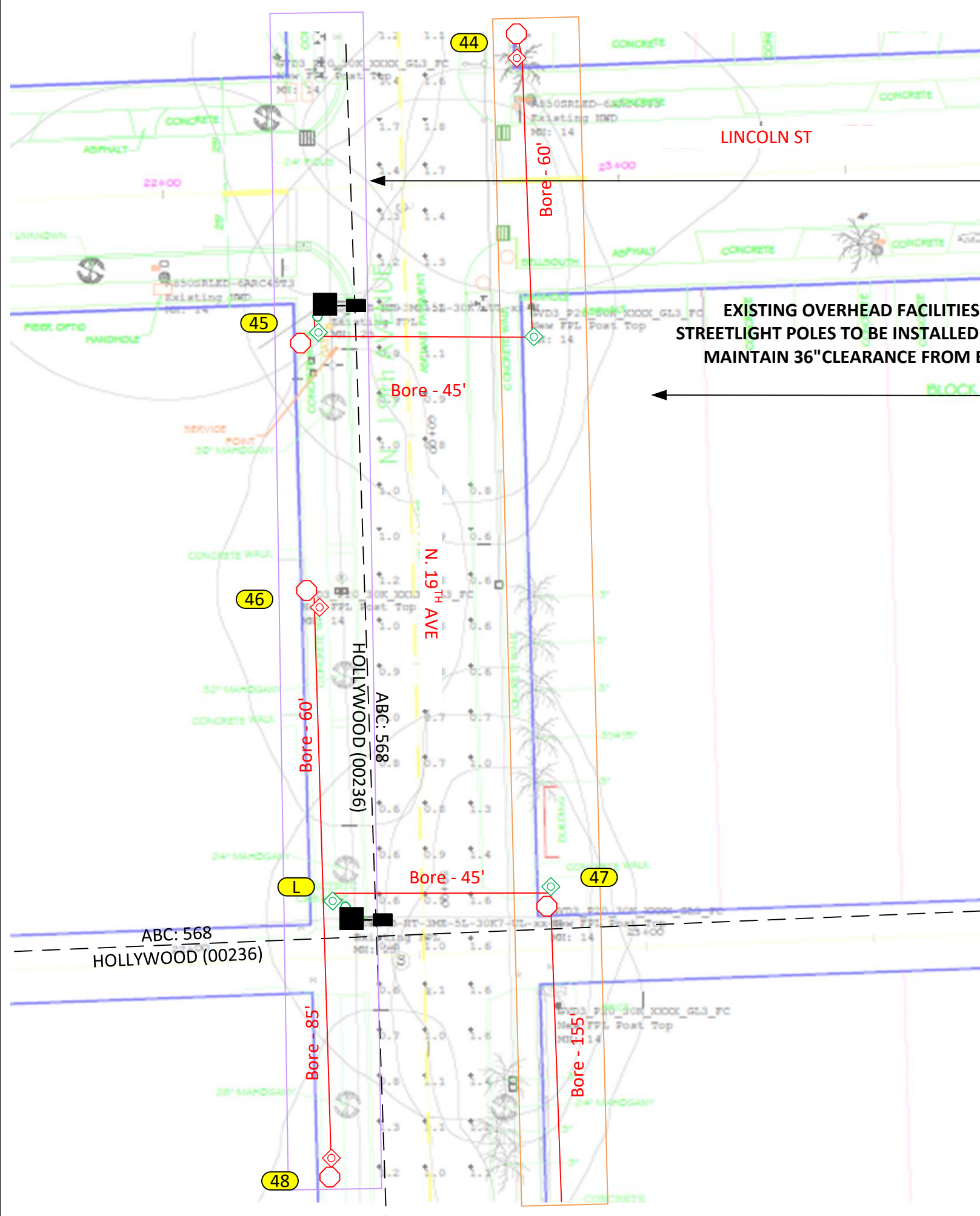
FPL LED REPRESENTATIVE: ALEX ACOSTA



2	9
3	10
4	11
5	12
6	13
7	14
8	15
16	23
17	24
18	25
19	26
20	27
21	28
22	29

AS-BUILT CREW PRINT		ALL REQUIRED GROUND RODS HAVE BEEN DRIVEN & VERIFIED TO BE WITHIN FPL STANDARDS, VALUES ARE SHOWN AT ALL LOCATIONS.		JOB CERTIFIED COMPLETED AS SHOWN ON THIS AS-BUILT PRINT. MATERIAL CHANGES SHOWN ON ROS		AS-BUILT COPY	
FOREMAN'S SIGNATURE _____ DATE _____		FOREMAN'S SIGNATURE _____ DATE _____		SUPERVISOR'S SIGNATURE _____ DATE _____		INITIALS _____ CERT. DATE _____	
Easement? Yes <input type="checkbox"/> No <input checked="" type="checkbox"/>		Survey/Stake? Yes <input type="checkbox"/> No <input checked="" type="checkbox"/>		Work with SMO? Yes <input type="checkbox"/> No <input checked="" type="checkbox"/>		FPL	
Tree Work? Yes <input type="checkbox"/> No <input checked="" type="checkbox"/>		Designer/Stake? Yes <input type="checkbox"/> No <input checked="" type="checkbox"/>		CT/Special Mtr? Yes <input type="checkbox"/> No <input checked="" type="checkbox"/>		CITY OF HOLLYWOOD	
PERMIT REQ'D City WMD		County Rd. RR Xing		County Air DR. Dist.		INST (137) NEW LED FIXTURES AND (137) NEW SL PLS	
State Road Transm.		FAA		Designed by: NICHOLAS A. HERNANDEZ		Date: 07/30/24	
Requested Tel. Co. Set Poles? YES <input type="checkbox"/> NO <input checked="" type="checkbox"/>		Requested Tel. Co. Transfer? YES <input type="checkbox"/> NO <input checked="" type="checkbox"/>		Request CAVT Transfer? YES <input type="checkbox"/> NO <input checked="" type="checkbox"/>		Drawn by: NAH Check by: _____ Dwg No. 9 OF 29	
POLE LINE FEET 0'		DUCT BANK FT. 0'		Rural Location Sec. ## TWP. ## S,R. ## E.		SCALE: N.T.S St. Lt MAP No. Pri Map No. MAP#	
POLE LINE FT. ON TRANSM. POLES 0'		TRENCH FT. 0'		TLM/LDS MODEL No. -		Map Posting? YES <input checked="" type="checkbox"/> NO <input type="checkbox"/> Posted by: WR ##### M/A ###	

INACCESSIBLE 13 kV FUTURE 23 kV 23 kV SALT SPRAY



EXISTING OVERHEAD FACILITIES ARE LOCATED NEAR FRONT OF THE SIDEWALK. STREETLIGHT POLES TO BE INSTALLED AT REAR OF SIDEWALK TO MAINTAIN 36" CLEARANCE FROM EXISTING OH FACILITIES

EXISTING OVERHEAD FACILITIES (COMMUNICATION) STREETLIGHT POLES TO BE INSTALLED AT REAR OF SIDEWALK TO MAINTAIN 36" CLEARANCE FROM EXISTING OH FACILITIES



CONSTRUCTION NOTES:

LOC 44 – 48: FPL TO INSTALL (1) HOLOPHANE GRANVILLE BLACK/BLACK 39W 3000K 5,190L ON BLACK WASHINGTON FOR SINGLE POST TOPS 18' 6" (14' 6" MH). FPL SL HH TO BE INSTALLED WITHIN 10FT OF EXISTING PROPOSED POLE LOCATION

LOC L: FPL TO INSTRALL SECONDARY RISER AND 24" HH AT BASE OF EXISTING DISTURNATION POLE

ALL NEW STREETLIGHT POLES WILL BE INSTALLED AT REAR OF SIDEWALK

PERMIT WILL BE REQUIRED

FPL TO INSTALL ALL CONDUIT AND HHS


FPL TO INSTALL #6DPX AT ALL LOCATIONS UNLESS OTHERWISE NOTED

-CHECK VOLTAGE – CONVERT 480V TO 120V OR 240V' ON 480V CIRCUITS, CHANGE THE RELAY PRIOR TO INSTALLING THE LIGHTS. VERIFY THE SOURCE AND AMOUNT OF LIGHTS ON THAT RELAY. CONTACT THE FPL PL TO ASSIST WITH THIS PROCESS.

-CUSTOMER TO CONTACT FPL PL AND COORDINATE STAKING OF ALL LOCATIONS PRIOR LED INSTALLATIONS. CUSTOMER IS RESPONSIBLE FOR ANY RESTORATION REQUIRED.

FPL LED REPRESENTATIVE: ALEX ACOSTA

2	9
3	10
4	11
5	12
6	13
7	14
8	15
16	23
17	24
18	25
19	26
20	27
21	28
22	29

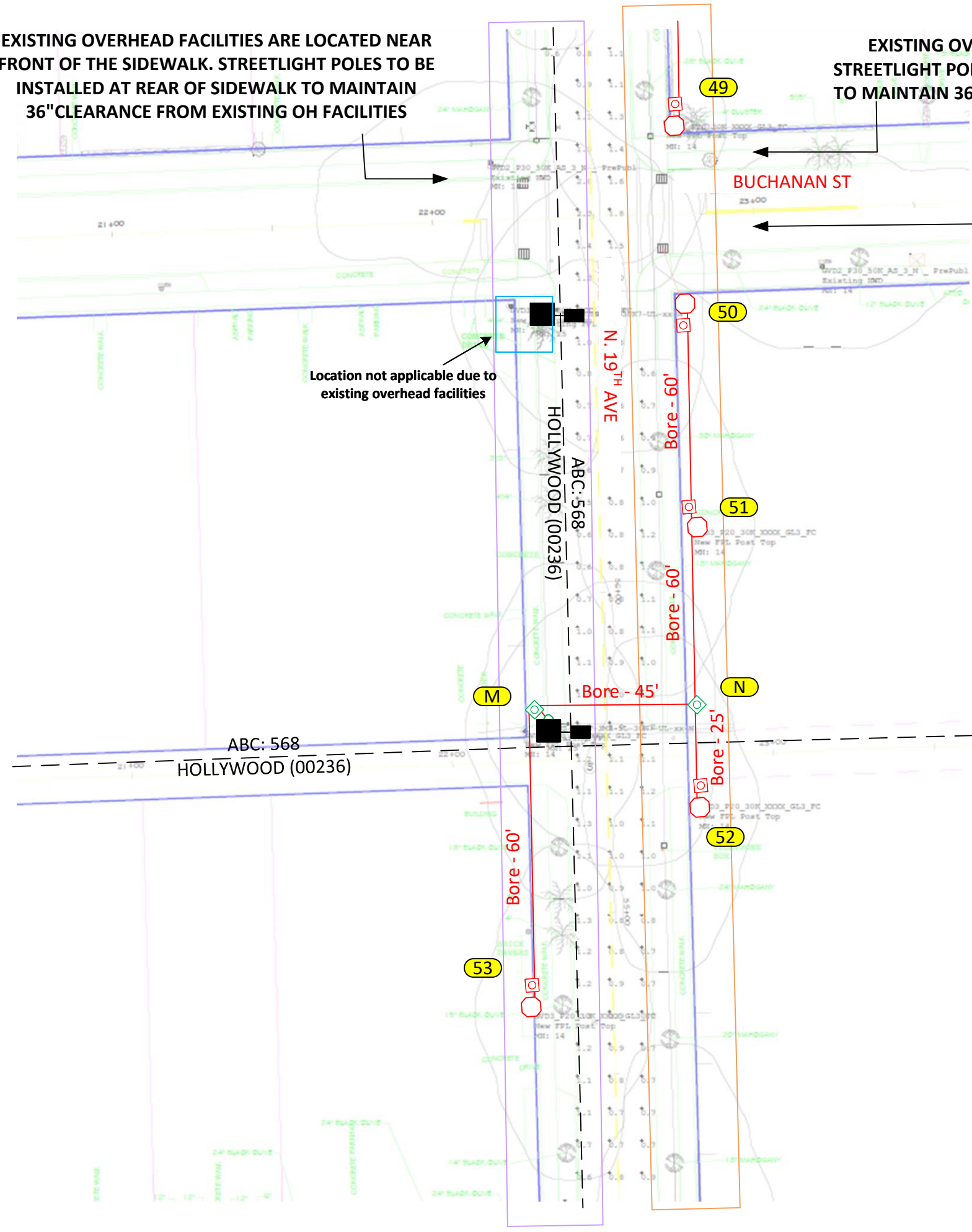


AS-BUILT CREW PRINT		ALL REQUIRED GROUND RODS HAVE BEEN DRIVEN & VERIFIED TO BE WITHIN FPL STANDARDS, VALUES ARE SHOWN AT ALL LOCATIONS.		JOB CERTIFIED COMPLETED AS SHOWN ON THIS AS-BUILT PRINT. MATERIAL CHANGES SHOWN ON ROS		AS-BUILT COPY	
FOREMAN'S SIGNATURE _____ DATE _____		FOREMAN'S SIGNATURE _____ DATE _____		SUPERVISOR'S SIGNATURE _____ DATE _____		INITIALS _____ CERT. DATE _____	
Easement? Yes <input type="checkbox"/> No <input checked="" type="checkbox"/>		Survey/Stake? Yes <input type="checkbox"/> No <input checked="" type="checkbox"/>		Work with SMO? Yes <input type="checkbox"/> No <input checked="" type="checkbox"/>		FPL	
Tree Work? Yes <input type="checkbox"/> No <input checked="" type="checkbox"/>		Designer/Stake? Yes <input type="checkbox"/> No <input checked="" type="checkbox"/>		CT/Special Mtr? Yes <input type="checkbox"/> No <input checked="" type="checkbox"/>		CITY OF HOLLYWOOD	
PERMIT REQ'D City WMD		County Rd. RR Xing		County Air DR. Dist.		INST (137) NEW LED FIXTURES AND (137) NEW SL PLS	
State Road Transm.		FAA		Tele. Attachment Per		1 N YOUNG CIR, HOLLYWOOD, FL 33020	
Requested Tel. Co. Set Poles? YES <input type="checkbox"/> NO <input checked="" type="checkbox"/>		Requested Tel. Co. Transfer? YES <input type="checkbox"/> NO <input checked="" type="checkbox"/>		Request CAVT Transfer? YES <input type="checkbox"/> NO <input checked="" type="checkbox"/>		Designed by: NICHOLAS A. HERNANDEZ Date: 07/30/24	
POLE LINE FEET 0'		DUCT BANK FT. 0'		Telephone Co. Job No.		Drawn by: NAH Check by: _____ Dwg No. 10 OF 29	
POLE LINE FT. ON TRANSM. POLES 0'		TRENCH FT. 0'		Rural Location Sec. ## TWP. ## S,R. ## E.		SCALE: N.T.S St. Lt MAP No. Pri Map No. MAP#	
TLM/LDS MODEL No. -		Map Posting? YES <input checked="" type="checkbox"/> NO <input type="checkbox"/> Posted by: _____		WR #####		M/A ###	

INACCESSIBLE 13 kV FUTURE 23 kV 23 kV SALT SPRAY

EXISTING OVERHEAD FACILITIES ARE LOCATED NEAR FRONT OF THE SIDEWALK. STREETLIGHT POLES TO BE INSTALLED AT REAR OF SIDEWALK TO MAINTAIN 36" CLEARANCE FROM EXISTING OH FACILITIES

EXISTING OVERHEAD FACILITIES (COMMUNICATION) STREETLIGHT POLES TO BE INSTALLED AT REAR OF SIDEWALK TO MAINTAIN 36" CLEARANCE FROM EXISTING OH FACILITIES



Location not applicable due to existing overhead facilities



CONSTRUCTION NOTES:

LOC 49 – 53: FPL TO INSTALL (1) HOLOPHANE GRANVILLE BLACK/BLACK 39W 3000K 5,190L ON BLACK WASHINGTON FOR SINGLE POST TOPS 18' 6" (14' 6" MH). FPL SL HH TO BE INSTALLED WITHIN 10FT OF EXISTING PROPOSED POLE LOCATION

LOC M, N: FPL TO INSTRALL SECONDARY RISER AND 24" HH AT BASE OF EXISTING DISTURNATION POLE

ALL NEW STREETLIGHT POLES WILL BE INSTALLED AT REAR OF SIDEWALK PERMIT WILL BE REQUIRED


FPL TO INSTALL ALL CONDUIT AND HHS

FPL TO INSTALL #6DPX AT ALL LOCATIONS UNLESS OTHERWISE NOTED

- 'CHECK VOLTAGE – CONVERT 480V TO 120V OR 240V' ON 480V CIRCUITS, CHANGE THE RELAY PRIOR TO INSTALLING THE LIGHTS. VERIFY THE SOURCE AND AMOUNT OF LIGHTS ON THAT RELAY. CONTACT THE FPL PL TO ASSIST WITH THIS PROCESS.

- CUSTOMER TO CONTACT FPL PL AND COORDINATE STAKING OF ALL LOCATIONS PRIOR LED INSTALLATIONS. CUSTOMER IS RESPONSIBLE FOR ANY RESTORATION REQUIRED.

FPL LED REPRESENTATIVE: ALEX ACOSTA



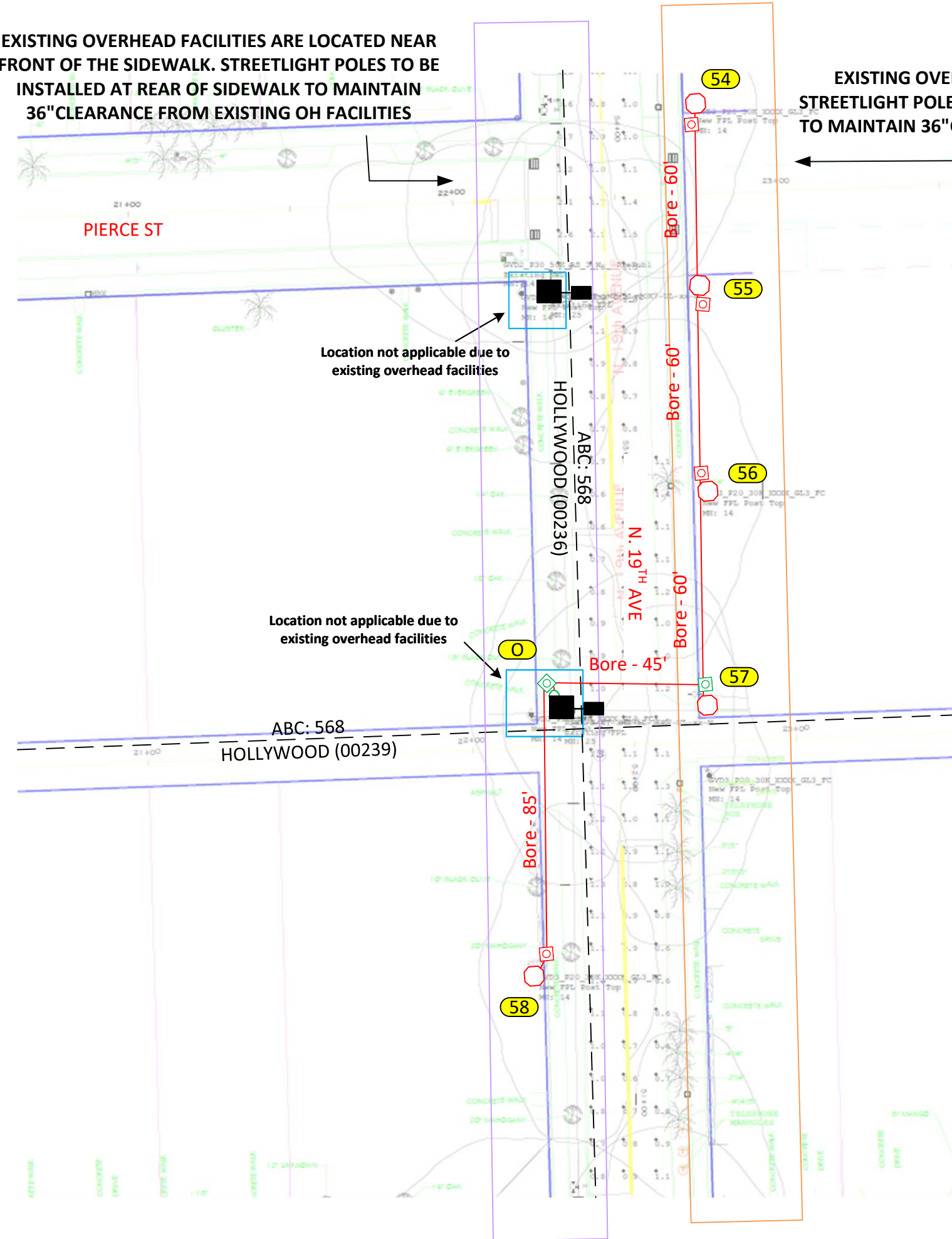
2	9
3	10
4	11
5	12
6	13
7	14
8	15
16	23
17	24
18	25
19	26
20	27
21	28
22	29

AS-BUILT CREW PRINT		ALL REQUIRED GROUND RODS HAVE BEEN DRIVEN & VERIFIED TO BE WITHIN FPL STANDARDS, VALUES ARE SHOWN AT ALL LOCATIONS.		JOB CERTIFIED COMPLETED AS SHOWN ON THIS AS-BUILT PRINT. MATERIAL CHANGES SHOWN ON ROS		AS-BUILT COPY	
FOREMAN'S SIGNATURE _____ DATE _____		FOREMAN'S SIGNATURE _____ DATE _____		SUPERVISOR'S SIGNATURE _____ DATE _____		INITIALS _____ CERT. DATE _____	
Easement? Yes <input type="checkbox"/> No <input checked="" type="checkbox"/>		Survey/Stake? Yes <input type="checkbox"/> No <input checked="" type="checkbox"/>		Work with SMO? Yes <input type="checkbox"/> No <input checked="" type="checkbox"/>		FPL	
Tree Work? Yes <input type="checkbox"/> No <input checked="" type="checkbox"/>		Designer/Stake? Yes <input type="checkbox"/> No <input checked="" type="checkbox"/>		CT/Special Mtr? Yes <input type="checkbox"/> No <input checked="" type="checkbox"/>		CITY OF HOLLYWOOD	
PERMIT REQ'D City _____ County Rd. _____ County Air _____ State Road _____ FAA _____		WMD _____ RR Xing _____ DR. Dist. _____ Transm. _____		INST (137) NEW LED FIXTURES AND (137) NEW SL PLS		1 N YOUNG CIR, HOLLYWOOD, FL 33020	
Requested Tel. Co. Set Poles? YES <input type="checkbox"/> NO <input checked="" type="checkbox"/>		Requested Tel. Co. Transfer? YES <input type="checkbox"/> NO <input checked="" type="checkbox"/>		Request CAVT Transfer? YES <input type="checkbox"/> NO <input checked="" type="checkbox"/>		Designed by: NICHOLAS A. HERNANDEZ Date: 07/30/24	
POLE LINE FEET 0'		DUCT BANK FT. 0'		Rural Location Sec. ## TWP. ## S,R. ## E.		Drawn by: NAH Check by: _____ Dwg No. 11 OF 29	
POLE LINE FT. ON TRANSM. POLES 0'		TRENCH FT. 0'		SCALE: N.T.S St. Lt MAP No. _____ Pri Map No. _____ MAP# _____		WR ##### M/A ###	
TLM/LDS MODEL No. -		Map Posting? YES <input checked="" type="checkbox"/> NO <input type="checkbox"/> Posted by: _____					

INACCESSIBLE 13 kV FUTURE 23 kV 23 kV SALT SPRAY

EXISTING OVERHEAD FACILITIES ARE LOCATED NEAR FRONT OF THE SIDEWALK. STREETLIGHT POLES TO BE INSTALLED AT REAR OF SIDEWALK TO MAINTAIN 36" CLEARANCE FROM EXISTING OH FACILITIES

EXISTING OVERHEAD FACILITIES (COMMUNICATION) STREETLIGHT POLES TO BE INSTALLED AT REAR OF SIDEWALK TO MAINTAIN 36" CLEARANCE FROM EXISTING OH FACILITIES



CONSTRUCTION NOTES:

LOC 54 – 58: FPL TO INSTALL (1) HOLOPHANE GRANVILLE BLACK/BLACK 39W 3000K 5,190L ON BLACK WASHINGTON FOR SINGLE POST TOPS 18' 6" (14' 6" MH). FPL SL HH TO BE INSTALLED WITHIN 10FT OF EXISTING PROPOSED POLE LOCATION

LOC O: FPL TO INSTRALL SECONDARY RISER AND 24" HH AT BASE OF EXISTING DISTURNATION POLE

ALL NEW STREETLIGHT POLES WILL BE INSTALLED AT REAR OF SIDEWALK PERMIT WILL BE REQUIRED

FPL TO INSTALL ALL CONDUIT AND HHS

FPL TO INSTALL #6DPX AT ALL LOCATIONS UNLESS OTHERWISE NOTED

- 'CHECK VOLTAGE – CONVERT 480V TO 120V OR 240V' ON 480V CIRCUITS, CHANGE THE RELAY PRIOR TO INSTALLING THE LIGHTS. VERIFY THE SOURCE AND AMOUNT OF LIGHTS ON THAT RELAY. CONTACT THE FPL PL TO ASSIST WITH THIS PROCESS.

- CUSTOMER TO CONTACT FPL PL AND COORDINATE STAKING OF ALL LOCATIONS PRIOR LED INSTALLATIONS. CUSTOMER IS RESPONSIBLE FOR ANY RESTORATION REQUIRED.

FPL LED REPRESENTATIVE: ALEX ACOSTA



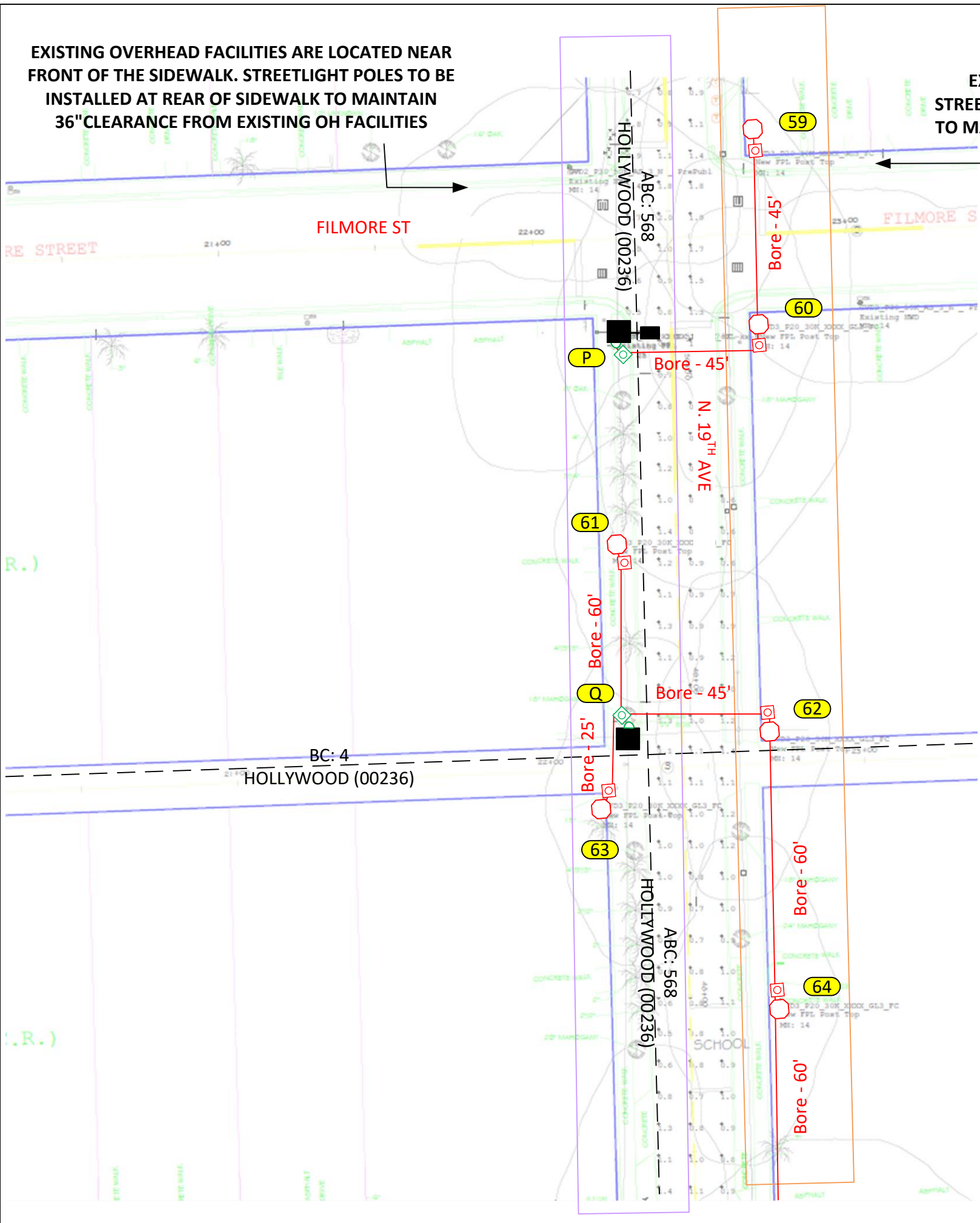
2	9
3	10
4	11
5	12
6	13
7	14
8	15
16	23
17	24
18	25
19	26
20	27
21	28
22	29

AS-BUILT CREW PRINT		ALL REQUIRED GROUND RODS HAVE BEEN DRIVEN & VERIFIED TO BE WITHIN FPL STANDARDS, VALUES ARE SHOWN AT ALL LOCATIONS.		JOB CERTIFIED COMPLETED AS SHOWN ON THIS AS-BUILT PRINT. MATERIAL CHANGES SHOWN ON ROS		AS-BUILT COPY	
FOREMAN'S SIGNATURE _____ DATE _____		FOREMAN'S SIGNATURE _____ DATE _____		SUPERVISOR'S SIGNATURE _____ DATE _____		INITIALS _____ CERT. DATE _____	
Easement? Yes <input type="checkbox"/> No <input checked="" type="checkbox"/>		Survey/Stake? Yes <input type="checkbox"/> No <input checked="" type="checkbox"/>		Work with SMO? Yes <input type="checkbox"/> No <input checked="" type="checkbox"/>		FPL	
Tree Work? Yes <input type="checkbox"/> No <input checked="" type="checkbox"/>		Designer/Stake? Yes <input type="checkbox"/> No <input checked="" type="checkbox"/>		CT/Special Mtr? Yes <input type="checkbox"/> No <input checked="" type="checkbox"/>		CITY OF HOLLYWOOD	
PERMIT REQ'D City WMD		County Rd. RR Xing		County Air DR. Dist.		INST (137) NEW LED FIXTURES AND (137) NEW SL PLS	
State Road Transm.		FAA				1 N YOUNG CIR, HOLLYWOOD, FL 33020	
Requested Tel. Co. Set Poles? YES <input type="checkbox"/> NO <input checked="" type="checkbox"/>		Requested Tel. Co. Transfer? YES <input type="checkbox"/> NO <input checked="" type="checkbox"/>		Request CAVT Transfer? YES <input type="checkbox"/> NO <input checked="" type="checkbox"/>		Designed by: NICHOLAS A. HERNANDEZ Date: 07/30/24	
POLE LINE FEET 0'		DUCT BANK FT. 0'		Telephone Co. Job No. _____		Drawn by: NAH Check by: _____ Dwg No. 12 OF 29	
POLE LINE FT. ON TRANSM. POLES 0'		TRENCH FT. 0'		Rural Location Sec. ## TWP. ## S,R. ## E.		SCALE: N.T.S St. Lt MAP No. Pri Map No. MAP#	
TLM/LDS MODEL No. -		Map Posting? YES <input checked="" type="checkbox"/> NO <input type="checkbox"/>		Posted by: _____		WR ##### M/A ###	

INACCESSIBLE 13 kV FUTURE 23 kV 23 kV SALT SPRAY

EXISTING OVERHEAD FACILITIES ARE LOCATED NEAR FRONT OF THE SIDEWALK. STREETLIGHT POLES TO BE INSTALLED AT REAR OF SIDEWALK TO MAINTAIN 36" CLEARANCE FROM EXISTING OH FACILITIES

EXISTING OVERHEAD FACILITIES (COMMUNICATION) STREETLIGHT POLES TO BE INSTALLED AT REAR OF SIDEWALK TO MAINTAIN 36" CLEARANCE FROM EXISTING OH FACILITIES



CONSTRUCTION NOTES:
LOC 59 – 64: FPL TO INSTALL (1) HOLOPHANE GRANVILLE BLACK/BLACK 39W 3000K 5,190L ON BLACK WASHINGTON FOR SINGLE POST TOPS 18' 6" (14' 6" MH). FPL SL HH TO BE INSTALLED WITHIN 10FT OF EXISTING PROPOSED POLE LOCATION

LOC P, Q: FPL TO INSTRALL SECONDARY RISER AND 24" HH AT BASE OF EXISTING DISTURNATION POLE

ALL NEW STREETLIGHT POLES WILL BE INSTALLED AT REAR OF SIDEWALK PERMIT WILL BE REQUIRED


FPL TO INSTALL ALL CONDUIT AND HHS

FPL TO INSTALL #6DPX AT ALL LOCATIONS UNLESS OTHERWISE NOTED

-CHECK VOLTAGE – CONVERT 480V TO 120V OR 240V' ON 480V CIRCUITS, CHANGE THE RELAY PRIOR TO INSTALLING THE LIGHTS. VERIFY THE SOURCE AND AMOUNT OF LIGHTS ON THAT RELAY. CONTACT THE FPL PL TO ASSIST WITH THIS PROCESS.

-CUSTOMER TO CONTACT FPL PL AND COORDINATE STAKING OF ALL LOCATIONS PRIOR LED INSTALLATIONS. CUSTOMER IS RESPONSIBLE FOR ANY RESTORATION REQUIRED.

FPL LED REPRESENTATIVE: ALEX ACOSTA



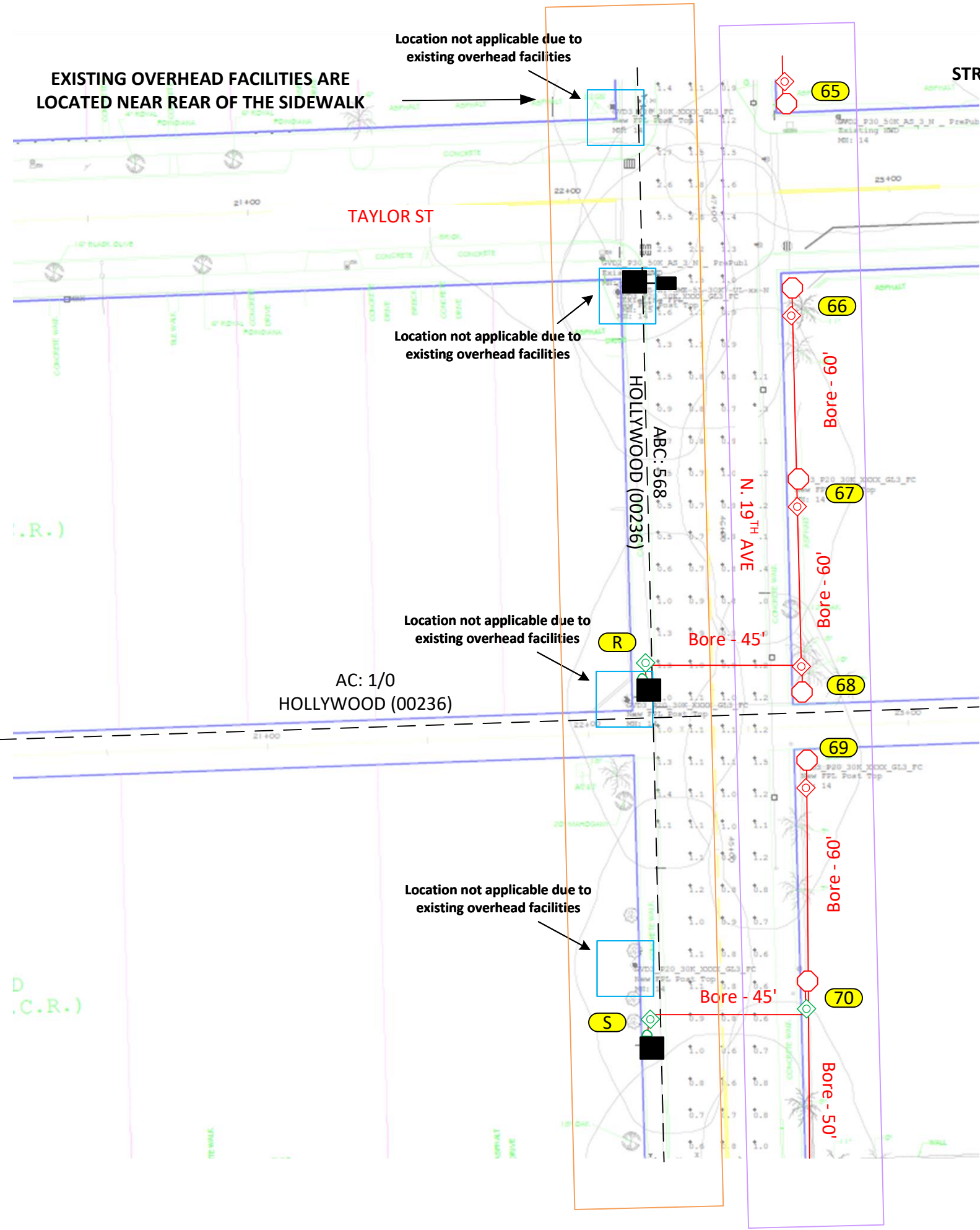
2	9
3	10
4	11
5	12
6	11
7	14
8	15
16	23
17	24
18	25
19	26
20	27
21	28
22	29

AS-BUILT CREW PRINT		ALL REQUIRED GROUND RODS HAVE BEEN DRIVEN & VERIFIED TO BE WITHIN FPL STANDARDS, VALUES ARE SHOWN AT ALL LOCATIONS.		JOB CERTIFIED COMPLETED AS SHOWN ON THIS AS-BUILT PRINT. MATERIAL CHANGES SHOWN ON ROS		AS-BUILT COPY	
FOREMAN'S SIGNATURE _____ DATE _____		FOREMAN'S SIGNATURE _____ DATE _____		SUPERVISOR'S SIGNATURE _____ DATE _____		INITIALS _____ CERT. DATE _____	
Easement? Yes <input type="checkbox"/> No <input checked="" type="checkbox"/>		Survey/Stake? Yes <input type="checkbox"/> No <input checked="" type="checkbox"/>		Work with SMO? Yes <input type="checkbox"/> No <input checked="" type="checkbox"/>		FPL	
Tree Work? Yes <input type="checkbox"/> No <input checked="" type="checkbox"/>		Designer/Stake? Yes <input type="checkbox"/> No <input checked="" type="checkbox"/>		CT/Special Mtr? Yes <input type="checkbox"/> No <input checked="" type="checkbox"/>		CITY OF HOLLYWOOD	
PERMIT REQ'D City _____ County Rd. _____ County Air _____ State Road _____ FAA _____		WMD _____ RR Xing _____ DR. Dist. _____ Transm. _____		INST (137) NEW LED FIXTURES AND (137) NEW SL PLS		1 N YOUNG CIR, HOLLYWOOD, FL 33020	
Requested Tel. Co. Set Poles? YES <input type="checkbox"/> NO <input checked="" type="checkbox"/>		Requested Tel. Co. Transfer? YES <input type="checkbox"/> NO <input checked="" type="checkbox"/>		Request CAVT Transfer? YES <input type="checkbox"/> NO <input checked="" type="checkbox"/>		Designed by: NICHOLAS A. HERNANDEZ Date: 07/30/24	
POLE LINE FEET 0'		DUCT BANK FT. 0'		Rural Location Sec. ## TWP. ## S,R. ## E.		Drawn by: NAH Check by: _____ Dwg No. 13 OF 29	
POLE LINE FT. ON TRANSM. POLES 0'		TRENCH FT. 0'		SCALE: N.T.S		St. Lt MAP No. _____ Pri Map No. _____ MAP# _____	
TLM/LDS MODEL No. -		Map Posting? YES <input checked="" type="checkbox"/> NO <input type="checkbox"/> Posted by: _____		WR #####		M/A ###	

INACCESSIBLE 13 kV FUTURE 23 kV 23 kV SALT SPRAY

EXISTING OVERHEAD FACILITIES ARE LOCATED NEAR REAR OF THE SIDEWALK

EXISTING OVERHEAD FACILITIES (COMMUNICATION)
STREETLIGHT POLES TO BE INSTALLED AT REAR OF SIDEWALK TO MAINTAIN 36" CLEARANCE FROM EXISTING OH FACILITIES



CONSTRUCTION NOTES:
LOC 65 – 70: FPL TO INSTALL (1) HOLOPHANE GRANVILLE BLACK/BLACK 39W 3000K 5,190L ON BLACK WASHINGTON FOR SINGLE POST TOPS 18' 6" (14' 6" MH). FPL SL HH TO BE INSTALLED WITHIN 10FT OF EXISTING PROPOSED POLE LOCATION

LOC R, S: FPL TO INSTRALL SECONDARY RISER AND 24" HH AT BASE OF EXISTING DISTURNATION POLE

ALL NEW STREETLIGHT POLES WILL BE INSTALLED AT REAR OF SIDEWALK PERMIT WILL BE REQUIRED


FPL TO INSTALL ALL CONDUIT AND HHS

FPL TO INSTALL #6DPX AT ALL LOCATIONS UNLESS OTHERWISE NOTED

-CHECK VOLTAGE – CONVERT 480V TO 120V OR 240V' ON 480V CIRCUITS, CHANGE THE RELAY PRIOR TO INSTALLING THE LIGHTS. VERIFY THE SOURCE AND AMOUNT OF LIGHTS ON THAT RELAY. CONTACT THE FPL PL TO ASSIST WITH THIS PROCESS.

-CUSTOMER TO CONTACT FPL PL AND COORDINATE STAKING OF ALL LOCATIONS PRIOR LED INSTALLATIONS. CUSTOMER IS RESPONSIBLE FOR ANY RESTORATION REQUIRED.

FPL LED REPRESENTATIVE: ALEX ACOSTA

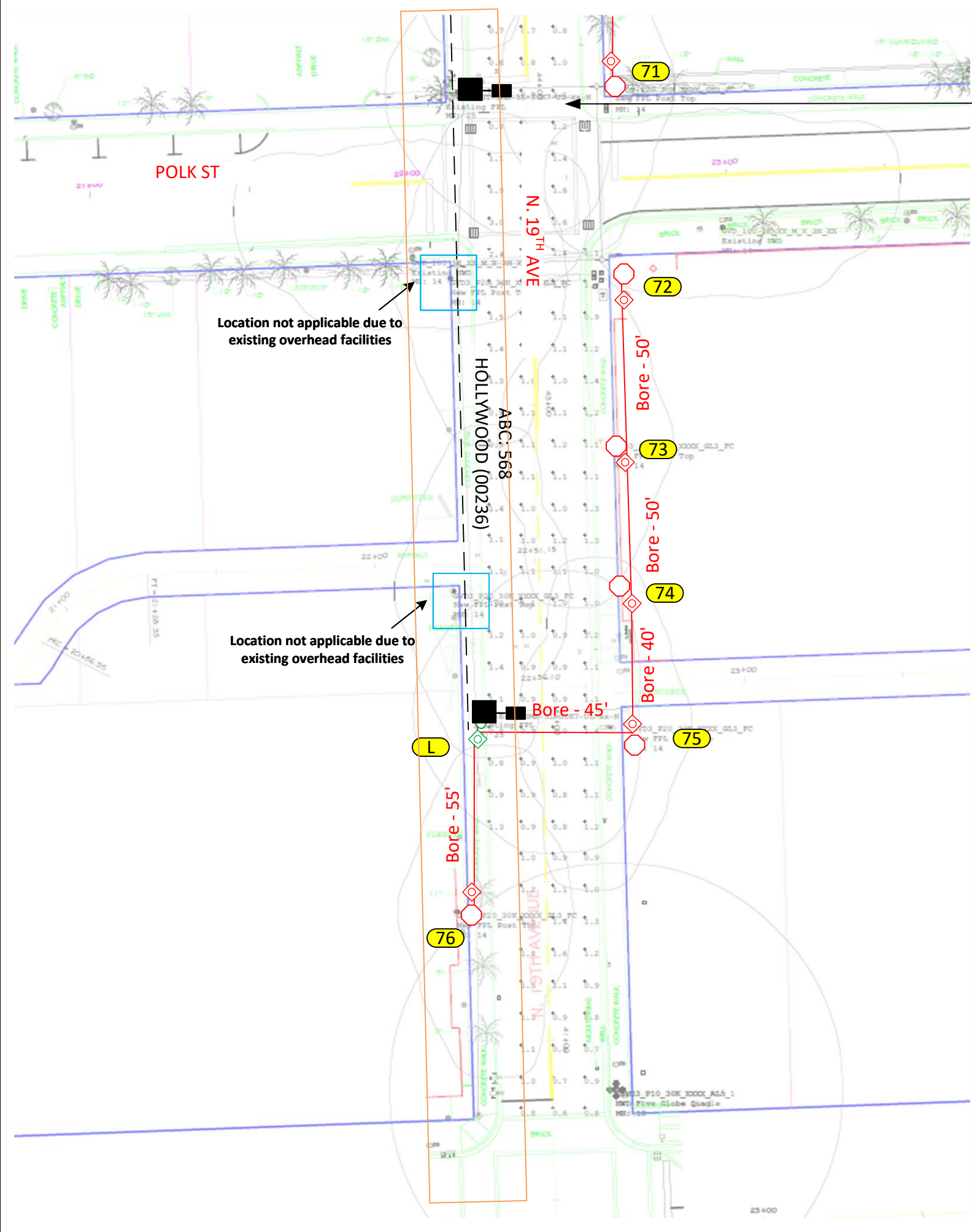


2	9
3	10
4	11
5	12
6	13
7	14
8	15
16	23
17	24
18	25
19	26
20	27
21	28
22	29

AS-BUILT CREW PRINT		ALL REQUIRED GROUND RODS HAVE BEEN DRIVEN & VERIFIED TO BE WITHIN FPL STANDARDS, VALUES ARE SHOWN AT ALL LOCATIONS.		JOB CERTIFIED COMPLETED AS SHOWN ON THIS AS-BUILT PRINT. MATERIAL CHANGES SHOWN ON ROS		AS-BUILT COPY	
FOREMAN'S SIGNATURE _____ DATE _____		FOREMAN'S SIGNATURE _____ DATE _____		SUPERVISOR'S SIGNATURE _____ DATE _____		INITIALS _____ CERT. DATE _____	
Easement? Yes <input type="checkbox"/> No <input checked="" type="checkbox"/>		Survey/Stake? Yes <input type="checkbox"/> No <input checked="" type="checkbox"/>		Work with SMO? Yes <input type="checkbox"/> No <input checked="" type="checkbox"/>		FPL	
Tree Work? Yes <input type="checkbox"/> No <input checked="" type="checkbox"/>		Designer/Stake? Yes <input type="checkbox"/> No <input checked="" type="checkbox"/>		CT/Special Mtr? Yes <input type="checkbox"/> No <input checked="" type="checkbox"/>		CITY OF HOLLYWOOD	
PERMIT REQ'D		City		County Rd.		INST (137) NEW LED FIXTURES AND (137) NEW SL PLS	
WMD		RR Xing		DR. Dist.		1 N YOUNG CIR, HOLLYWOOD, FL 33020	
County Air		State Road		FAA		Designed by: NICHOLAS A. HERNANDEZ Date: 07/30/24	
Requested Tel. Co. Set Poles? YES <input type="checkbox"/> NO <input checked="" type="checkbox"/>		Requested Tel. Co. Transfer? YES <input type="checkbox"/> NO <input checked="" type="checkbox"/>		Request CAVT Transfer? YES <input type="checkbox"/> NO <input checked="" type="checkbox"/>		Drawn by: NAH Check by: _____ Dwg No. 14 OF 29	
POLE LINE FEET 0'		DUCT BANK FT. 0'		Rural Location Sec. ## TWP. ## S,R. ## E.		SCALE: N.T.S St. Lt MAP No. Pri Map No. MAP#	
TLM/LDS MODEL No. -		Map Posting? YES <input checked="" type="checkbox"/> NO <input type="checkbox"/>		Posted by: _____		WR ##### M/A ###	

INACCESSIBLE 13 kV FUTURE 23 kV 23 kV SALT SPRAY

EXISTING OVERHEAD FACILITIES ARE LOCATED NEAR REAR OF THE SIDEWALK



CONSTRUCTION NOTES:

LOC 71 – 76: FPL TO INSTALL (1) HOLOPHANE GRANVILLE BLACK/BLACK 39W 3000K 5,190L ON BLACK WASHINGTON FOR SINGLE POST TOPS 18' 6" (14' 6" MH). FPL SL HH TO BE INSTALLED WITHIN 10FT OF EXISTING PROPOSED POLE LOCATION

LOC L: FPL TO INSTRALL SECONDARY RISER AND 24" HH AT BASE OF EXISTING DISTURNATION POLE

ALL NEW STREETLIGHT POLES WILL BE INSTALLED AT REAR OF SIDEWALK PERMIT WILL BE REQUIRED

FPL TO INSTALL ALL CONDUIT AND HHS

FPL TO INSTALL #6DPX AT ALL LOCATIONS UNLESS OTHERWISE NOTED

-CHECK VOLTAGE – CONVERT 480V TO 120V OR 240V' ON 480V CIRCUITS, CHANGE THE RELAY PRIOR TO INSTALLING THE LIGHTS. VERIFY THE SOURCE AND AMOUNT OF LIGHTS ON THAT RELAY. CONTACT THE FPL PL TO ASSIST WITH THIS PROCESS.

-CUSTOMER TO CONTACT FPL PL AND COORDINATE STAKING OF ALL LOCATIONS PRIOR LED INSTALLATIONS. CUSTOMER IS RESPONSIBLE FOR ANY RESTORATION REQUIRED.

FPL LED REPRESENTATIVE: ALEX ACOSTA

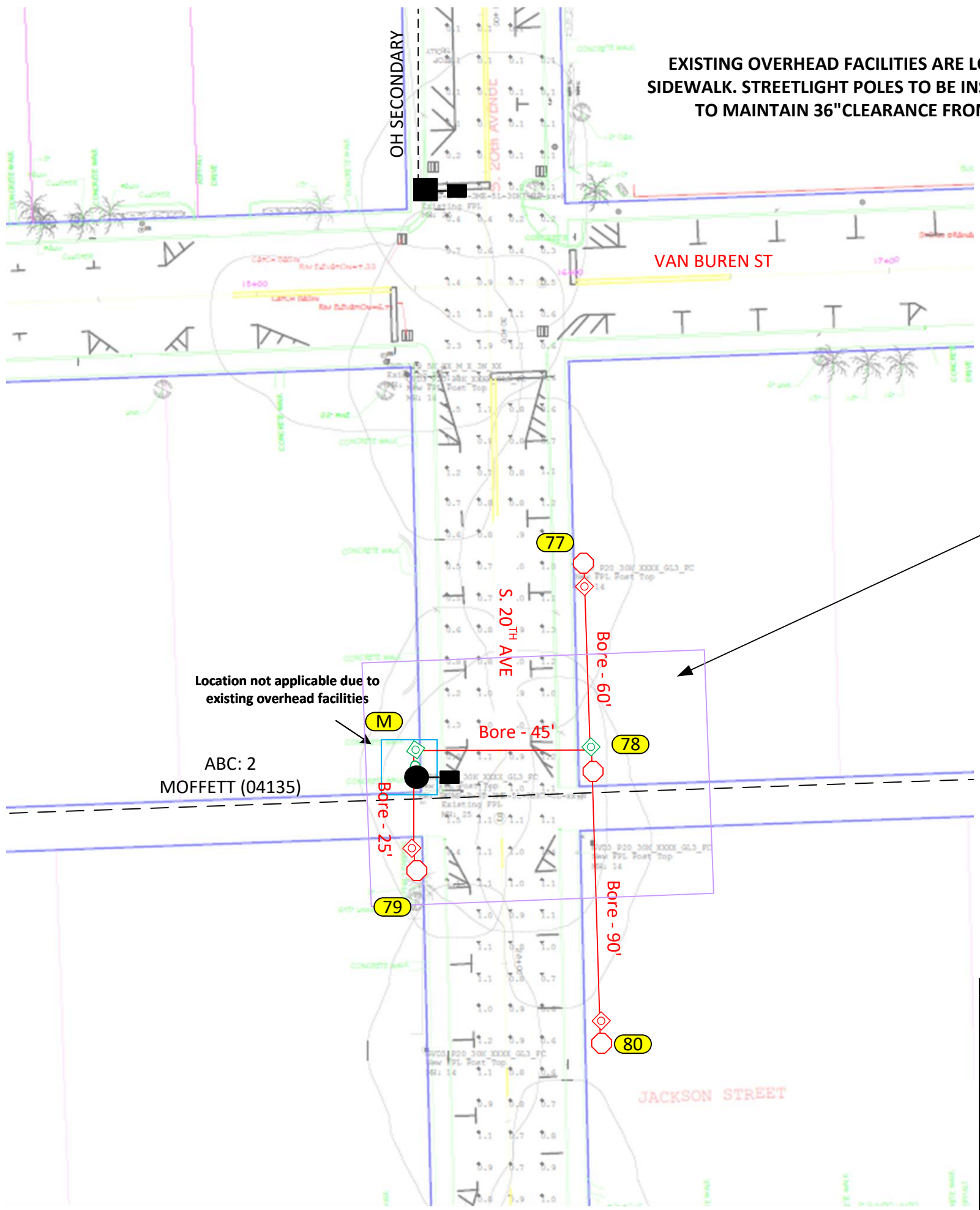
2	9
3	10
4	11
5	12
6	13
7	14
8	15
16	23
17	24
18	25
19	26
20	27
21	28
22	29



AS-BUILT CREW PRINT		ALL REQUIRED GROUND RODS HAVE BEEN DRIVEN & VERIFIED TO BE WITHIN FPL STANDARDS, VALUES ARE SHOWN AT ALL LOCATIONS.		JOB CERTIFIED COMPLETED AS SHOWN ON THIS AS-BUILT PRINT. MATERIAL CHANGES SHOWN ON ROS		AS-BUILT COPY	
FOREMAN'S SIGNATURE _____ DATE _____		FOREMAN'S SIGNATURE _____ DATE _____		SUPERVISOR'S SIGNATURE _____ DATE _____		INITIALS _____ CERT. DATE _____	
Easement? Yes <input type="checkbox"/> No <input checked="" type="checkbox"/>		Survey/Stake? Yes <input type="checkbox"/> No <input checked="" type="checkbox"/>		Work with SMO? Yes <input type="checkbox"/> No <input checked="" type="checkbox"/>		FPL	
Tree Work? Yes <input type="checkbox"/> No <input checked="" type="checkbox"/>		Designer/Stake? Yes <input type="checkbox"/> No <input checked="" type="checkbox"/>		CT/Special Mtr? Yes <input type="checkbox"/> No <input checked="" type="checkbox"/>		CITY OF HOLLYWOOD	
PERMIT REQ'D City WMD		County Rd. RR Xing		County Air DR. Dist.		INST (137) NEW LED FIXTURES AND (137) NEW SL PLS	
State Road Transm.		FAA		Tele. Attachment Per		1 N YOUNG CIR, HOLLYWOOD, FL 33020	
Requested Tel. Co. Set Poles? YES <input type="checkbox"/> NO <input checked="" type="checkbox"/>		Requested Tel. Co. Transfer? YES <input type="checkbox"/> NO <input checked="" type="checkbox"/>		Request CAVT Transfer? YES <input type="checkbox"/> NO <input checked="" type="checkbox"/>		Telephone Co. Job No. _____	
POLE LINE FEET 0'		DUCT BANK FT. 0'		Designed by: NICHOLAS A. HERNANDEZ		Date: 07/30/24	
POLE LINE FT. ON TRANSM. POLES 0'		TRENCH FT. 0'		Drawn by: NAH		Check by: _____	
TLM/LDS MODEL No. -		Map Posting? YES <input checked="" type="checkbox"/> NO <input type="checkbox"/>		Posted by: _____		Dwg No. 15 OF 29	
				Rural Location Sec. ##		TWP. ## S.R. ## E. ##	
				SCALE: N.T.S		St. Lt MAP No. _____ Pri Map No. _____ MAP# _____	
				WR #####		M/A ###	

INACCESSIBLE 13 kV FUTURE 23 kV 23 kV SALT SPRAY

EXISTING OVERHEAD FACILITIES ARE LOCATED NEAR FRONT OF THE SIDEWALK. STREETLIGHT POLES TO BE INSTALLED AT REAR OF SIDEWALK TO MAINTAIN 36" CLEARANCE FROM EXISTING OH FACILITIES



CONSTRUCTION NOTES:
LOC 77 – 80: FPL TO INSTALL (1) HOLOPHANE GRANVILLE BLACK/BLACK 39W 3000K 5,190L ON BLACK WASHINGTON FOR SINGLE POST TOPS 18' 6" (14' 6" MH). FPL SL HH TO BE INSTALLED WITHIN 10FT OF EXISTING PROPOSED POLE LOCATION

LOC M: FPL TO INSTRALL SECONDARY RISER AND 24" HH AT BASE OF EXISTING DISTURNATION POLE

ALL NEW STREETLIGHT POLES WILL BE INSTALLED AT REAR OF SIDEWALK PERMIT WILL BE REQUIRED


FPL TO INSTALL ALL CONDUIT AND HHS

FPL TO INSTALL #6DPX AT ALL LOCATIONS UNLESS OTHERWISE NOTED

-CHECK VOLTAGE – CONVERT 480V TO 120V OR 240V' ON 480V CIRCUITS, CHANGE THE RELAY PRIOR TO INSTALLING THE LIGHTS. VERIFY THE SOURCE AND AMOUNT OF LIGHTS ON THAT RELAY. CONTACT THE FPL PL TO ASSIST WITH THIS PROCESS.

-CUSTOMER TO CONTACT FPL PL AND COORDINATE STAKING OF ALL LOCATIONS PRIOR LED INSTALLATIONS. CUSTOMER IS RESPONSIBLE FOR ANY RESTORATION REQUIRED.

FPL LED REPRESENTATIVE: ALEX ACOSTA



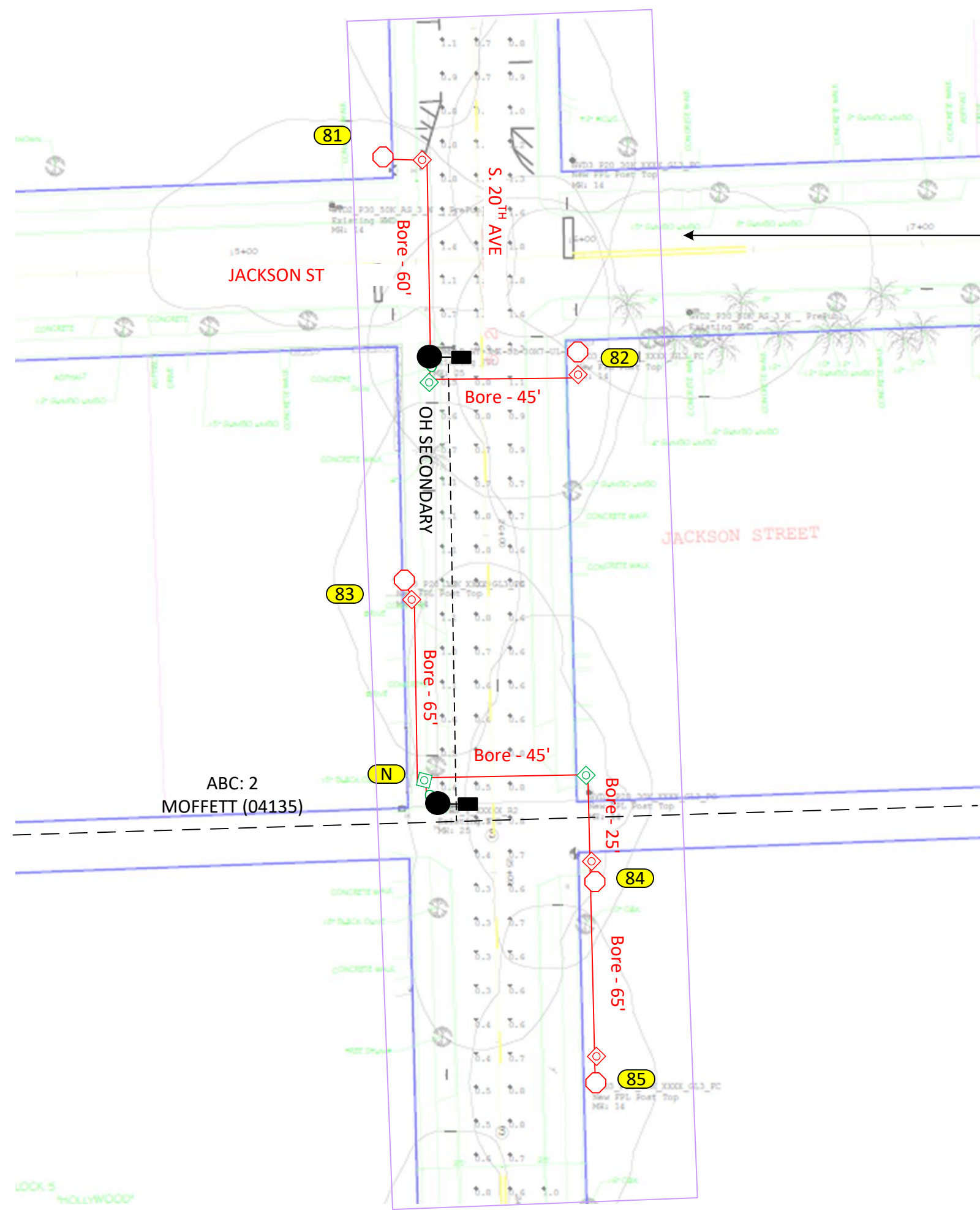
2	9
3	10
4	11
5	12
6	13
7	14
8	15
16	23
17	24
18	25
19	26
20	27
21	28
22	29

Location not applicable due to existing overhead facilities
 ABC: 2
 MOFFETT (04135)

AS-BUILT CREW PRINT		ALL REQUIRED GROUND RODS HAVE BEEN DRIVEN & VERIFIED TO BE WITHIN FPL STANDARDS, VALUES ARE SHOWN AT ALL LOCATIONS.		JOB CERTIFIED COMPLETED AS SHOWN ON THIS AS-BUILT PRINT. MATERIAL CHANGES SHOWN ON ROS		AS-BUILT COPY	
FOREMAN'S SIGNATURE _____ DATE _____		FOREMAN'S SIGNATURE _____ DATE _____		SUPERVISOR'S SIGNATURE _____ DATE _____		INITIALS _____ CERT. DATE _____	
Easement? Yes <input type="checkbox"/> No <input checked="" type="checkbox"/>		Survey/Stake? Yes <input type="checkbox"/> No <input checked="" type="checkbox"/>		Work with SMO? Yes <input type="checkbox"/> No <input checked="" type="checkbox"/>		FPL	
Tree Work? Yes <input type="checkbox"/> No <input checked="" type="checkbox"/>		Designer/Stake? Yes <input type="checkbox"/> No <input checked="" type="checkbox"/>		CT/Special Mtr? Yes <input type="checkbox"/> No <input checked="" type="checkbox"/>		CITY OF HOLLYWOOD	
PERMIT REQ'D City WMD		County Rd. RR Xing		County Air DR. Dist.		INST (137) NEW LED FIXTURES AND (137) NEW SL PLS	
State Road Transm.		FAA		Tele. Attachment Per		1 N YOUNG CIR, HOLLYWOOD, FL 33020	
Requested Tel. Co. Set Poles? YES <input type="checkbox"/> NO <input checked="" type="checkbox"/>		Requested Tel. Co. Transfer? YES <input type="checkbox"/> NO <input checked="" type="checkbox"/>		Request CAVT Transfer? YES <input type="checkbox"/> NO <input checked="" type="checkbox"/>		Telephone Co. Job No. _____	
POLE LINE FEET 0'		DUCT BANK FT. 0'		Rural Location Sec. ##		TWP. ## S.R. ## E. ##	
POLE LINE FT. ON TRANSM. POLES 0'		TRENCH FT. 0'		SCALE: N.T.S		St. Lt MAP No. _____ Pri Map No. _____ MAP# _____	
TLM/LDS MODEL No. -		Map Posting? YES <input checked="" type="checkbox"/> NO <input type="checkbox"/>		Posted by: _____		WR ##### M/A ###	
Designed by: NICHOLAS A. HERNANDEZ		Date: 07/30/24		Drawn by: NAH		Check by: _____ Dwg No. 16 OF 29	

INACCESSIBLE 13 kV FUTURE 23 kV 23 kV SALT SPRAY

EXISTING OVERHEAD FACILITIES ARE LOCATED NEAR FRONT OF THE SIDEWALK. STREETLIGHT POLES TO BE INSTALLED AT REAR OF SIDEWALK TO MAINTAIN 36" CLEARANCE FROM EXISTING OH FACILITIES



CONSTRUCTION NOTES:
LOC 81 – 85: FPL TO INSTALL (1) HOLOPHANE GRANVILLE BLACK/BLACK 39W 3000K 5,190L ON BLACK WASHINGTON FOR SINGLE POST TOPS 18' 6" (14' 6" MH). FPL SL HH TO BE INSTALLED WITHIN 10FT OF EXISTING PROPOSED POLE LOCATION

LOC N: FPL TO INSTALL SECONDARY RISER AND 24" HH AT BASE OF EXISTING DISTURNATION POLE
ALL NEW STREETLIGHT POLES WILL BE INSTALLED AT REAR OF SIDEWALK
PERMIT WILL BE REQUIRED


FPL TO INSTALL ALL CONDUIT AND HHS
FPL TO INSTALL #6DPX AT ALL LOCATIONS UNLESS OTHERWISE NOTED

-CHECK VOLTAGE – CONVERT 480V TO 120V OR 240V' ON 480V CIRCUITS, CHANGE THE RELAY PRIOR TO INSTALLING THE LIGHTS. VERIFY THE SOURCE AND AMOUNT OF LIGHTS ON THAT RELAY. CONTACT THE FPL PL TO ASSIST WITH THIS PROCESS.

-CUSTOMER TO CONTACT FPL PL AND COORDINATE STAKING OF ALL LOCATIONS PRIOR LED INSTALLATIONS. CUSTOMER IS RESPONSIBLE FOR ANY RESTORATION REQUIRED.

FPL LED REPRESENTATIVE: ALEX ACOSTA

2	9
3	10
4	11
5	12
6	13
7	14
8	15
16	23
17	24
18	25
19	26
20	27
21	28
22	29

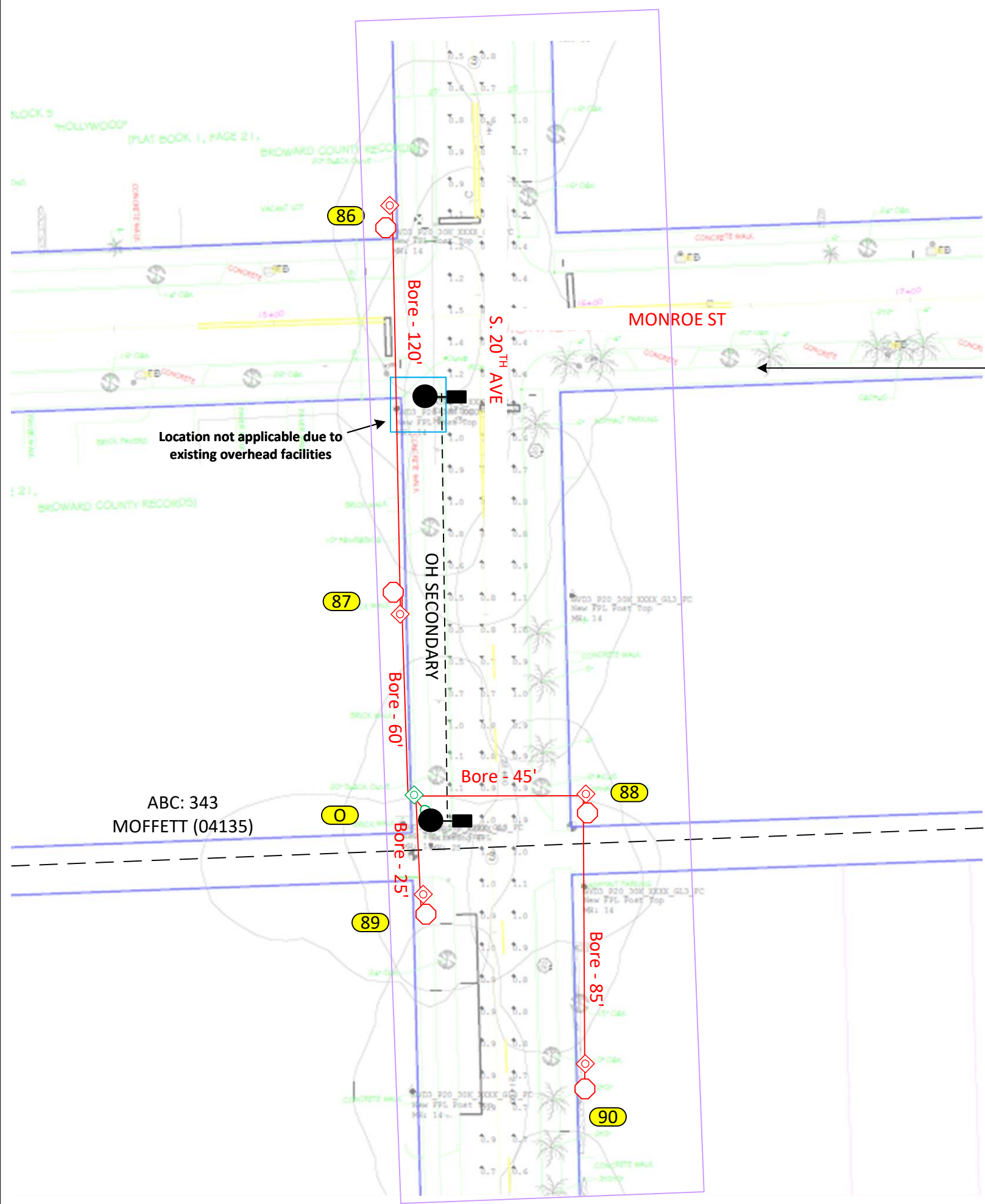


AS-BUILT CREW PRINT		ALL REQUIRED GROUND RODS HAVE BEEN DRIVEN & VERIFIED TO BE WITHIN FPL STANDARDS, VALUES ARE SHOWN AT ALL LOCATIONS.		JOB CERTIFIED COMPLETED AS SHOWN ON THIS AS-BUILT PRINT. MATERIAL CHANGES SHOWN ON ROS		AS-BUILT COPY	
FOREMAN'S SIGNATURE _____ DATE _____		FOREMAN'S SIGNATURE _____ DATE _____		SUPERVISOR'S SIGNATURE _____ DATE _____		INITIALS _____ CERT. DATE _____	
Easement? Yes <input type="checkbox"/> No <input checked="" type="checkbox"/>		Survey/Stake? Yes <input type="checkbox"/> No <input checked="" type="checkbox"/>		Work with SMO? Yes <input type="checkbox"/> No <input checked="" type="checkbox"/>		FPL	
Tree Work? Yes <input type="checkbox"/> No <input checked="" type="checkbox"/>		Designer/Stake? Yes <input type="checkbox"/> No <input checked="" type="checkbox"/>		CT/Special Mtr? Yes <input type="checkbox"/> No <input checked="" type="checkbox"/>		CITY OF HOLLYWOOD	
PERMIT REQ'D City WMD		County Rd. RR Xing		County Air DR. Dist.		INST (137) NEW LED FIXTURES AND (137) NEW SL PLS	
State Road Transm.		FAA		Tele. Attachment Per		1 N YOUNG CIR, HOLLYWOOD, FL 33020	
Requested Tel. Co. Set Poles? YES <input type="checkbox"/> NO <input checked="" type="checkbox"/>		Requested Tel. Co. Transfer? YES <input type="checkbox"/> NO <input checked="" type="checkbox"/>		Request CAVT Transfer? YES <input type="checkbox"/> NO <input checked="" type="checkbox"/>		Telephone Co. Job No. _____	
POLE LINE FEET 0'		DUCT BANK FT. 0'		Rural Location Sec. ##		TWP. ## S,R. ## E.	
POLE LINE FT. ON TRANSM. POLES 0'		TRENCH FT. 0'		SCALE: N.T.S		St. Lt MAP No. _____ Pri Map No. _____ MAP# _____	
TLM/LDS MODEL No. -		Map Posting? YES <input checked="" type="checkbox"/> NO <input type="checkbox"/>		Posted by: _____		WR ##### M/A ###	
Designed by: NICHOLAS A. HERNANDEZ		Date: 07/30/24		Drawn by: NAH		Check by: _____ Dwg No. 17 OF 29	

LOCK 5 HOLLYWOOD

INACCESSIBLE 13 kV FUTURE 23 kV 23 kV SALT SPRAY


EXISTING OVERHEAD FACILITIES ARE LOCATED NEAR FRONT OF THE SIDEWALK. STREETLIGHT POLES TO BE INSTALLED AT REAR OF SIDEWALK TO MAINTAIN 36" CLEARANCE FROM EXISTING OH FACILITIES



CONSTRUCTION NOTES:
LOC 86 – 90: FPL TO INSTALL (1) HOLOPHANE GRANVILLE BLACK/BLACK 39W 3000K 5,190L ON BLACK WASHINGTON FOR SINGLE POST TOPS 18' 6" (14' 6" MH). FPL SL HH TO BE INSTALLED WITHIN 10FT OF EXISTING PROPOSED POLE LOCATION

LOC O: FPL TO INSTALL SECONDARY RISER AND 24" HH AT BASE OF EXISTING DISTURNATION POLE
ALL NEW STREETLIGHT POLES WILL BE INSTALLED AT REAR OF SIDEWALK
PERMIT WILL BE REQUIRED
FPL TO INSTALL ALL CONDUIT AND HHS
FPL TO INSTALL #6DPX AT ALL LOCATIONS UNLESS OTHERWISE NOTED
 -'CHECK VOLTAGE – CONVERT 480V TO 120V OR 240V' ON 480V CIRCUITS, CHANGE THE RELAY PRIOR TO INSTALLING THE LIGHTS. VERIFY THE SOURCE AND AMOUNT OF LIGHTS ON THAT RELAY. CONTACT THE FPL PL TO ASSIST WITH THIS PROCESS.
 -CUSTOMER TO CONTACT FPL PL AND COORDINATE STAKING OF ALL LOCATIONS PRIOR LED INSTALLATIONS. CUSTOMER IS RESPONSIBLE FOR ANY RESTORATION REQUIRED.
FPL LED REPRESENTATIVE: ALEX ACOSTA


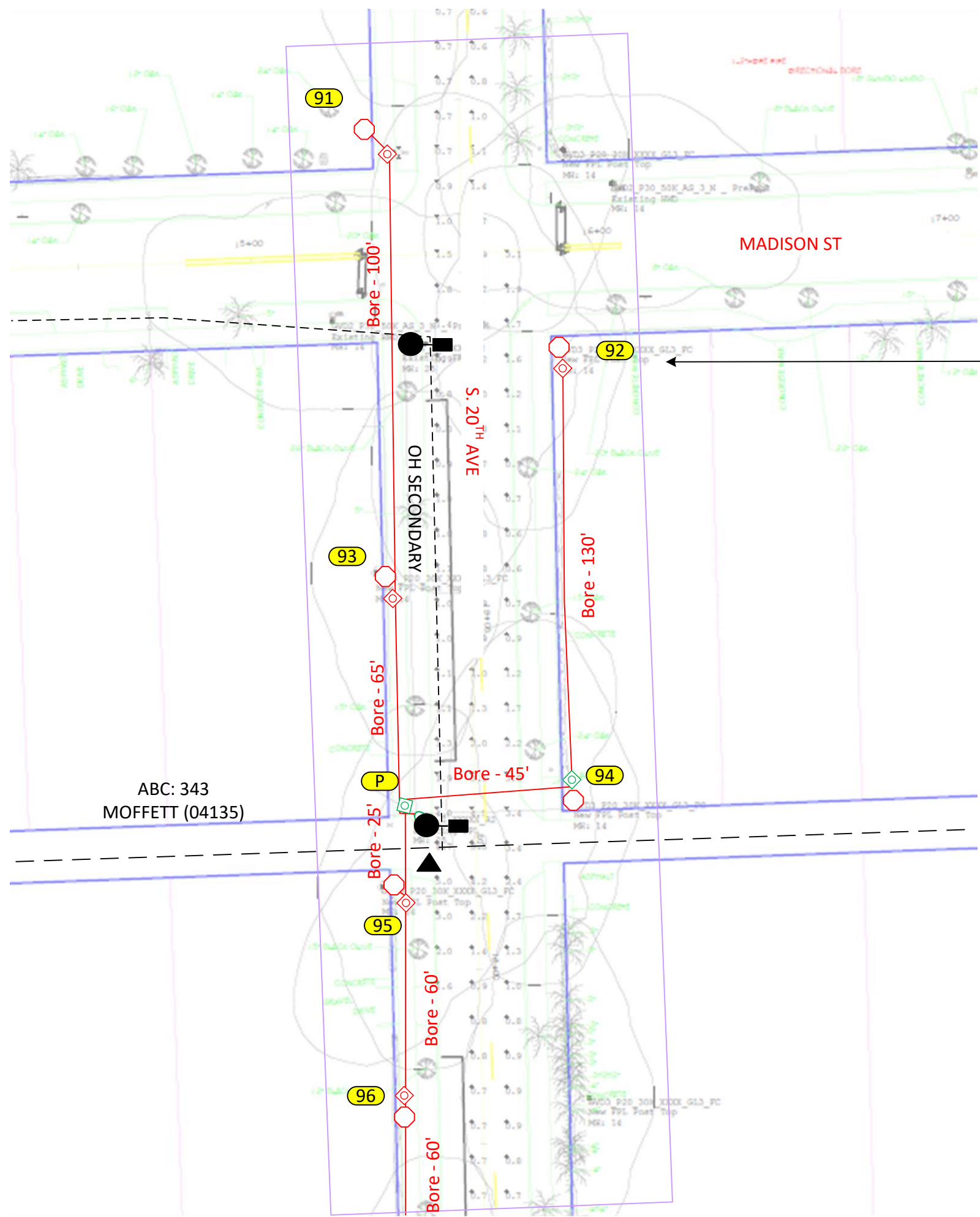
2	9
3	10
4	11
5	12
6	13
7	14
8	15
16	23
17	24
18	25
19	26
20	27
21	28
22	29



AS-BUILT CREW PRINT		ALL REQUIRED GROUND RODS HAVE BEEN DRIVEN & VERIFIED TO BE WITHIN FPL STANDARDS, VALUES ARE SHOWN AT ALL LOCATIONS.		JOB CERTIFIED COMPLETED AS SHOWN ON THIS AS-BUILT PRINT. MATERIAL CHANGES SHOWN ON ROS		AS-BUILT COPY	
FOREMAN'S SIGNATURE _____ DATE _____		FOREMAN'S SIGNATURE _____ DATE _____		SUPERVISOR'S SIGNATURE _____ DATE _____		INITIALS _____ CERT. DATE _____	
Easement? Yes <input type="checkbox"/> No <input checked="" type="checkbox"/>		Survey/Stake? Yes <input type="checkbox"/> No <input checked="" type="checkbox"/>		Work with SMO? Yes <input type="checkbox"/> No <input checked="" type="checkbox"/>		FPL	
Tree Work? Yes <input type="checkbox"/> No <input checked="" type="checkbox"/>		Designer/Stake? Yes <input type="checkbox"/> No <input checked="" type="checkbox"/>		CT/Special Mtr? Yes <input type="checkbox"/> No <input checked="" type="checkbox"/>		CITY OF HOLLYWOOD	
PERMIT REQ'D City WMD		County Rd. RR Xing		County Air DR. Dist.		INST (137) NEW LED FIXTURES AND (137) NEW SL PLS	
State Road Transm.		FAA		Tele. Attachment Per		1 N YOUNG CIR, HOLLYWOOD, FL 33020	
Requested Tel. Co. Set Poles? YES <input type="checkbox"/> NO <input checked="" type="checkbox"/>		Requested Tel. Co. Transfer? YES <input type="checkbox"/> NO <input checked="" type="checkbox"/>		Request CAVT Transfer? YES <input type="checkbox"/> NO <input checked="" type="checkbox"/>		Telephone Co. Job No. _____	
POLE LINE FEET 0'		DUCT BANK FT. 0'		Designed by: NICHOLAS A. HERNANDEZ		Date: 07/30/24	
POLE LINE FT. ON TRANSM. POLES 0'		TRENCH FT. 0'		Drawn by: NAH		Check by: _____	
TLM/LDS MODEL No. -		Map Posting? YES <input checked="" type="checkbox"/> NO <input type="checkbox"/>		Posted by: _____		Dwg No. 18 OF 29	
				Rural Location Sec. ##		TWP. ## S,R. ## E.	
				SCALE: N.T.S		St. Lt MAP No. _____ Pri Map No. _____ MAP# _____	
				WR #####		M/A ###	

INACCESSIBLE 13 kV FUTURE 23 kV 23 kV SALT SPRAY

EXISTING OVERHEAD FACILITIES ARE LOCATED NEAR FRONT OF THE SIDEWALK. STREETLIGHT POLES TO BE INSTALLED AT REAR OF SIDEWALK TO MAINTAIN 36" CLEARANCE FROM EXISTING OH FACILITIES



CONSTRUCTION NOTES:
LOC 91 – 96: FPL TO INSTALL (1) HOLOPHANE GRANVILLE BLACK/BLACK 39W 3000K 5,190L ON BLACK WASHINGTON FOR SINGLE POST TOPS 18' 6" (14' 6" MH). FPL SL HH TO BE INSTALLED WITHIN 10FT OF EXISTING PROPOSED POLE LOCATION

LOC P: FPL TO INSTALL SECONDARY RISER AND 24" HH AT BASE OF EXISTING DISTURNATION POLE

ALL NEW STREETLIGHT POLES WILL BE INSTALLED AT REAR OF SIDEWALK PERMIT WILL BE REQUIRED

FPL TO INSTALL ALL CONDUIT AND HHS


FPL TO INSTALL #6DPX AT ALL LOCATIONS UNLESS OTHERWISE NOTED

-CHECK VOLTAGE – CONVERT 480V TO 120V OR 240V ON 480V CIRCUITS, CHANGE THE RELAY PRIOR TO INSTALLING THE LIGHTS. VERIFY THE SOURCE AND AMOUNT OF LIGHTS ON THAT RELAY. CONTACT THE FPL PL TO ASSIST WITH THIS PROCESS.

-CUSTOMER TO CONTACT FPL PL AND COORDINATE STAKING OF ALL LOCATIONS PRIOR LED INSTALLATIONS. CUSTOMER IS RESPONSIBLE FOR ANY RESTORATION REQUIRED.

FPL LED REPRESENTATIVE: ALEX ACOSTA


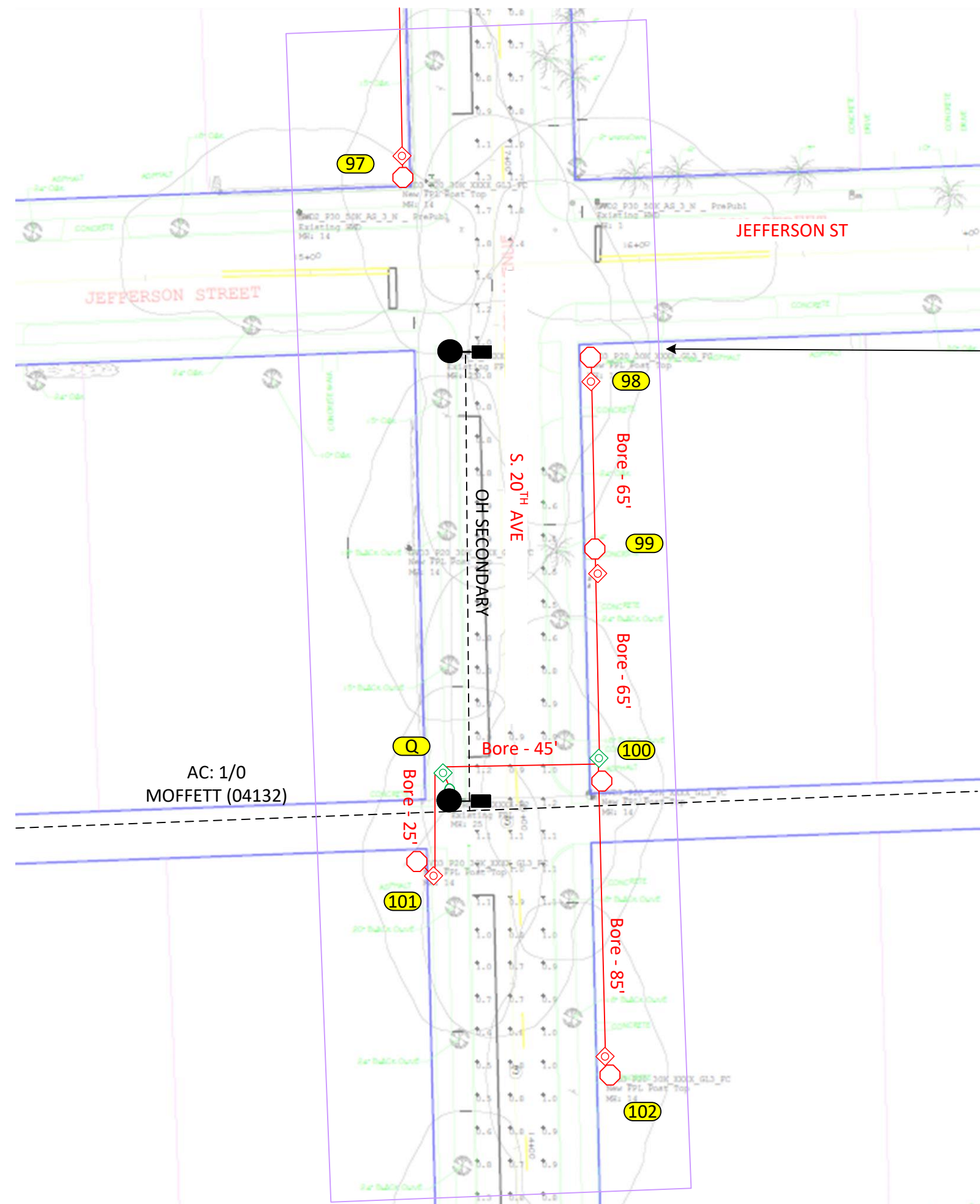
2	9
3	10
4	11
5	12
6	13
7	14
8	15
16	23
17	24
18	25
19	26
20	27
21	28
22	29



AS-BUILT CREW PRINT		ALL REQUIRED GROUND RODS HAVE BEEN DRIVEN & VERIFIED TO BE WITHIN FPL STANDARDS, VALUES ARE SHOWN AT ALL LOCATIONS.		JOB CERTIFIED COMPLETED AS SHOWN ON THIS AS-BUILT PRINT. MATERIAL CHANGES SHOWN ON ROS		AS-BUILT COPY	
FOREMAN'S SIGNATURE _____ DATE _____		FOREMAN'S SIGNATURE _____ DATE _____		SUPERVISOR'S SIGNATURE _____ DATE _____		INITIALS _____ CERT. DATE _____	
Easement? Yes <input type="checkbox"/> No <input checked="" type="checkbox"/>		Survey/Stake? Yes <input type="checkbox"/> No <input checked="" type="checkbox"/>		Work with SMO? Yes <input type="checkbox"/> No <input checked="" type="checkbox"/>		FPL	
Tree Work? Yes <input type="checkbox"/> No <input checked="" type="checkbox"/>		Designer/Stake? Yes <input type="checkbox"/> No <input checked="" type="checkbox"/>		CT/Special Mtr? Yes <input type="checkbox"/> No <input checked="" type="checkbox"/>		CITY OF HOLLYWOOD	
PERMIT REQ'D City _____ County Rd. _____ County Air _____ State Road _____ FAA _____		WMD _____ RR Xing _____ DR. Dist. _____ Transm. _____		INST (137) NEW LED FIXTURES AND (137) NEW SL PLS		1 N YOUNG CIR, HOLLYWOOD, FL 33020	
Requested Tel. Co. Set Poles? YES <input type="checkbox"/> NO <input checked="" type="checkbox"/>		Requested Tel. Co. Transfer? YES <input type="checkbox"/> NO <input checked="" type="checkbox"/>		Request CAVT Transfer? YES <input type="checkbox"/> NO <input checked="" type="checkbox"/>		Designed by: NICHOLAS A. HERNANDEZ Date: 07/30/24	
POLE LINE FEET 0'		DUCT BANK FT. 0'		Rural Location Sec. ## TWP. ## S.R. ## E. ##		Drawn by: NAH Check by: _____ Dwg No. 19 OF 29	
POLE LINE FT. ON TRANSM. POLES 0'		TRENCH FT. 0'		SCALE: N.T.S		St. Lt MAP No. _____ Pri Map No. _____ MAP# _____	
TLM/LDS MODEL No. -		Map Posting? YES <input checked="" type="checkbox"/> NO <input type="checkbox"/> Posted by: _____		WR #####		M/A ###	

INACCESSIBLE 13 kV FUTURE 23 kV 23 kV SALT SPRAY

EXISTING OVERHEAD FACILITIES ARE LOCATED NEAR FRONT OF THE SIDEWALK. STREETLIGHT POLES TO BE INSTALLED AT REAR OF SIDEWALK TO MAINTAIN 36" CLEARANCE FROM EXISTING OH FACILITIES




CONSTRUCTION NOTES:
LOC 97 – 102: FPL TO INSTALL (1) HOLOPHANE GRANVILLE BLACK/BLACK 39W 3000K 5,190L ON BLACK WASHINGTON FOR SINGLE POST TOPS 18' 6" (14' 6" MH). FPL SL HH TO BE INSTALLED WITHIN 10FT OF EXISTING PROPOSED POLE LOCATION

LOC Q: FPL TO INSTALL SECONDARY RISER AND 24" HH AT BASE OF EXISTING DISTURNATION POLE

ALL NEW STREETLIGHT POLES WILL BE INSTALLED AT REAR OF SIDEWALK
PERMIT WILL BE REQUIRED
FPL TO INSTALL ALL CONDUIT AND HHS
FPL TO INSTALL #6DPX AT ALL LOCATIONS UNLESS OTHERWISE NOTED
 -'CHECK VOLTAGE – CONVERT 480V TO 120V OR 240V' ON 480V CIRCUITS, CHANGE THE RELAY PRIOR TO INSTALLING THE LIGHTS. VERIFY THE SOURCE AND AMOUNT OF LIGHTS ON THAT RELAY. CONTACT THE FPL PL TO ASSIST WITH THIS PROCESS.
 -CUSTOMER TO CONTACT FPL PL AND COORDINATE STAKING OF ALL LOCATIONS PRIOR LED INSTALLATIONS. CUSTOMER IS RESPONSIBLE FOR ANY RESTORATION REQUIRED.
FPL LED REPRESENTATIVE: ALEX ACOSTA

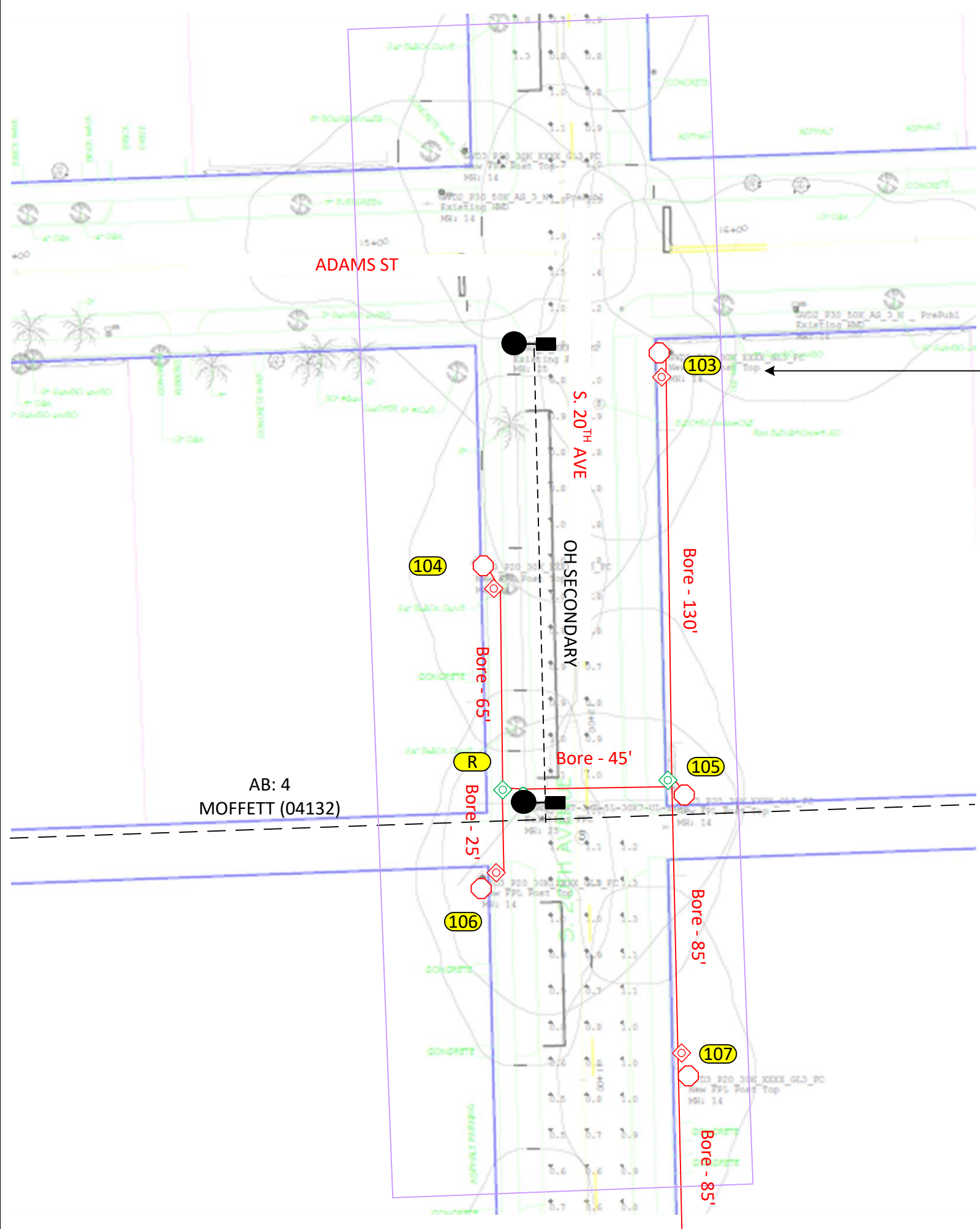
2	9
3	10
4	11
5	12
6	13
7	14
8	15
16	23
17	24
18	25
19	26
20	27
21	28
22	29



AS-BUILT CREW PRINT		ALL REQUIRED GROUND RODS HAVE BEEN DRIVEN & VERIFIED TO BE WITHIN FPL STANDARDS, VALUES ARE SHOWN AT ALL LOCATIONS.		JOB CERTIFIED COMPLETED AS SHOWN ON THIS AS-BUILT PRINT. MATERIAL CHANGES SHOWN ON ROS		AS-BUILT COPY	
FOREMAN'S SIGNATURE _____ DATE _____		FOREMAN'S SIGNATURE _____ DATE _____		SUPERVISOR'S SIGNATURE _____ DATE _____		INITIALS _____ CERT. DATE _____	
Easement? Yes <input type="checkbox"/> No <input checked="" type="checkbox"/>		Survey/Stake? Yes <input type="checkbox"/> No <input checked="" type="checkbox"/>		Work with SMO? Yes <input type="checkbox"/> No <input checked="" type="checkbox"/>		FPL	
Tree Work? Yes <input type="checkbox"/> No <input checked="" type="checkbox"/>		Designer/Stake? Yes <input type="checkbox"/> No <input checked="" type="checkbox"/>		CT/Special Mtr? Yes <input type="checkbox"/> No <input checked="" type="checkbox"/>		CITY OF HOLLYWOOD	
PERMIT REQ'D City WMD		County Rd. RR Xing		County Air DR. Dist.		INST (137) NEW LED FIXTURES AND (137) NEW SL PLS	
State Road Transm.		FAA		Tele. Attachment Per		1 N YOUNG CIR, HOLLYWOOD, FL 33020	
Requested Tel. Co. Set Poles? YES <input type="checkbox"/> NO <input checked="" type="checkbox"/>		Requested Tel. Co. Transfer? YES <input type="checkbox"/> NO <input checked="" type="checkbox"/>		Telephone Co. Job No.		Designed by: NICHOLAS A. HERNANDEZ Date: 07/30/24	
Requested CAVT Transfer? YES <input type="checkbox"/> NO <input checked="" type="checkbox"/>		POLE LINE FEET 0'		DUCT BANK FT. 0'		Drawn by: NAH Check by: Dwg No. 20 OF 29	
POLE LINE FT. ON TRANSM. POLES 0'		TRENCH FT. 0'		Rural Location Sec. ## TWP. ## S,R. ## E.		SCALE: N.T.S St. Lt MAP No. Pri Map No. MAP#	
TLM/LDS MODEL No. -		Map Posting? YES <input checked="" type="checkbox"/> NO <input type="checkbox"/>		Posted by:		WR ##### M/A ###	

INACCESSIBLE 13 kV FUTURE 23 kV 23 kV SALT SPRAY

EXISTING OVERHEAD FACILITIES ARE LOCATED NEAR FRONT OF THE SIDEWALK. STREETLIGHT POLES TO BE INSTALLED AT REAR OF SIDEWALK TO MAINTAIN 36" CLEARANCE FROM EXISTING OH FACILITIES



CONSTRUCTION NOTES:
LOC 103 – 107: FPL TO INSTALL (1) HOLOPHANE GRANVILLE BLACK/BLACK 39W 3000K 5,190L ON BLACK WASHINGTON FOR SINGLE POST TOPS 18' 6" (14' 6" MH). FPL SL HH TO BE INSTALLED WITHIN 10FT OF EXISTING PROPOSED POLE LOCATION

LOC R: FPL TO INSTRALL SECONDARY RISER AND 24" HH AT BASE OF EXISTING DISTURNATION POLE

ALL NEW STREETLIGHT POLES WILL BE INSTALLED AT REAR OF SIDEWALK PERMIT WILL BE REQUIRED

FPL TO INSTALL ALL CONDUIT AND HHS


FPL TO INSTALL #6DPX AT ALL LOCATIONS UNLESS OTHERWISE NOTED

- 'CHECK VOLTAGE – CONVERT 480V TO 120V OR 240V' ON 480V CIRCUITS, CHANGE THE RELAY PRIOR TO INSTALLING THE LIGHTS. VERIFY THE SOURCE AND AMOUNT OF LIGHTS ON THAT RELAY. CONTACT THE FPL PL TO ASSIST WITH THIS PROCESS.

- CUSTOMER TO CONTACT FPL PL AND COORDINATE STAKING OF ALL LOCATIONS PRIOR LED INSTALLATIONS. CUSTOMER IS RESPONSIBLE FOR ANY RESTORATION REQUIRED.

FPL LED REPRESENTATIVE: ALEX ACOSTA

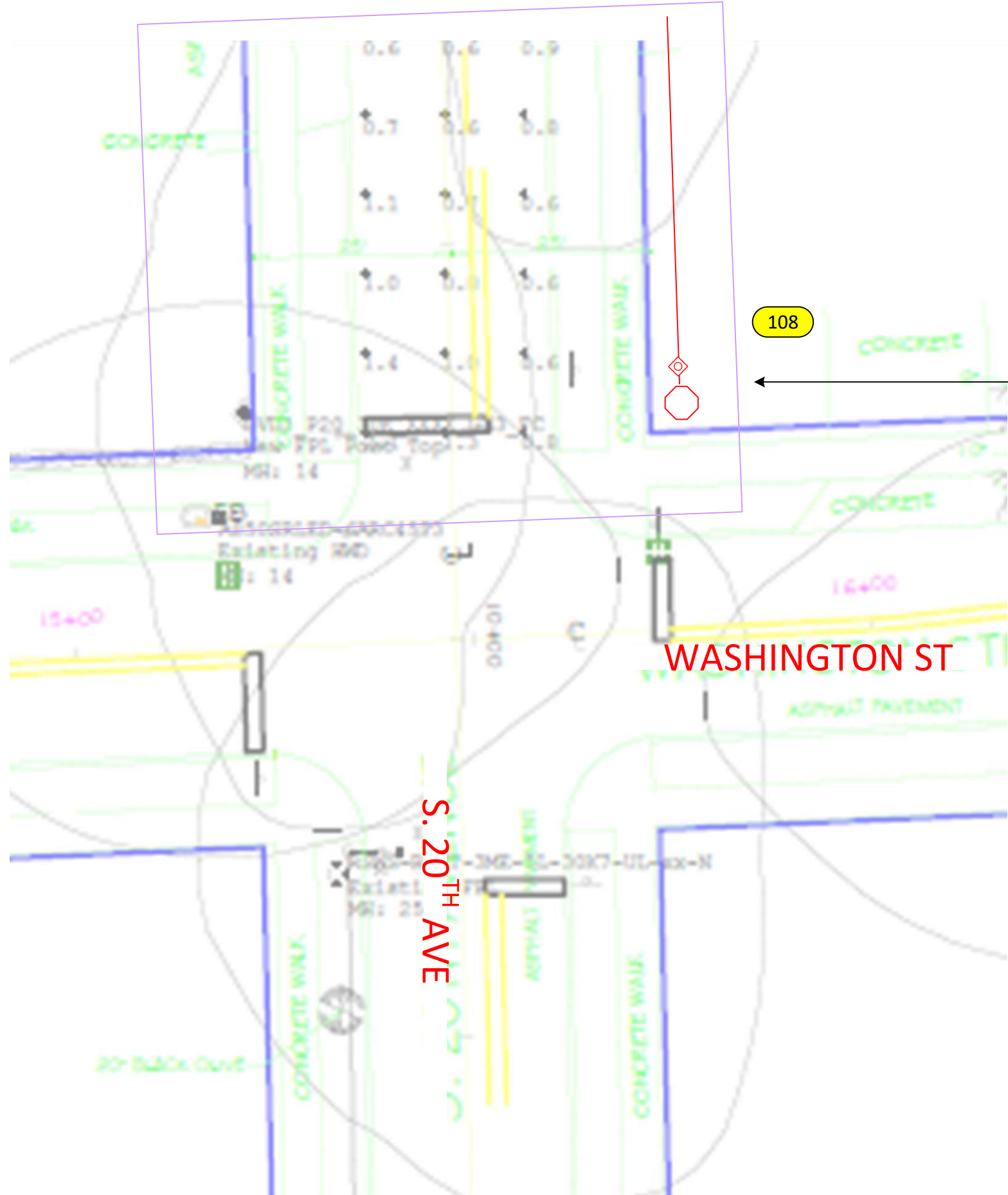
2	9
3	10
4	11
5	12
6	13
7	14
8	15
16	23
17	24
18	25
19	26
20	27
21	28
22	29



AS-BUILT CREW PRINT		ALL REQUIRED GROUND RODS HAVE BEEN DRIVEN & VERIFIED TO BE WITHIN FPL STANDARDS, VALUES ARE SHOWN AT ALL LOCATIONS.		JOB CERTIFIED COMPLETED AS SHOWN ON THIS AS-BUILT PRINT. MATERIAL CHANGES SHOWN ON ROS		AS-BUILT COPY	
FOREMAN'S SIGNATURE _____ DATE _____		FOREMAN'S SIGNATURE _____ DATE _____		SUPERVISOR'S SIGNATURE _____ DATE _____		INITIALS _____ CERT. DATE _____	
Easement? Yes <input type="checkbox"/> No <input checked="" type="checkbox"/>		Survey/Stake? Yes <input type="checkbox"/> No <input checked="" type="checkbox"/>		Work with SMO? Yes <input type="checkbox"/> No <input checked="" type="checkbox"/>		FPL	
Tree Work? Yes <input type="checkbox"/> No <input checked="" type="checkbox"/>		Designer/Stake? Yes <input type="checkbox"/> No <input checked="" type="checkbox"/>		CT/Special Mtr? Yes <input type="checkbox"/> No <input checked="" type="checkbox"/>		CITY OF HOLLYWOOD	
PERMIT REQ'D City _____ County Rd. _____ County Air _____ State Road _____ FAA _____		WMD _____ RR Xing _____ DR. Dist. _____ Transm. _____		INST (137) NEW LED FIXTURES AND (137) NEW SL PLS		1 N YOUNG CIR, HOLLYWOOD, FL 33020	
Requested Tel. Co. Set Poles? YES <input type="checkbox"/> NO <input checked="" type="checkbox"/>		Requested Tel. Co. Transfer? YES <input type="checkbox"/> NO <input checked="" type="checkbox"/>		Request CAVT Transfer? YES <input type="checkbox"/> NO <input checked="" type="checkbox"/>		Designed by: NICHOLAS A. HERNANDEZ Date: 07/30/24	
POLE LINE FEET 0'		DUCT BANK FT. 0'		Rural Location Sec. ## TWP. ## S,R. ## E.		Drawn by: NAH Check by: _____ Dwg No. 21 OF 29	
POLE LINE FT. ON TRANSM. POLES 0'		TRENCH FT. 0'		SCALE: N.T.S		St. Lt MAP No. _____ Pri Map No. _____ MAP# _____	
TLM/LDS MODEL No. -		Map Posting? YES <input checked="" type="checkbox"/> NO <input type="checkbox"/> Posted by: _____		WR #####		M/A ###	

INACCESSIBLE 13 kV FUTURE 23 kV 23 kV SALT SPRAY

NO OVERHEAD FACILITIES IN THE AREA




WASHINGTON ST

S. 20TH AVE

CONSTRUCTION NOTES:
LOC 108: FPL TO INSTALL (1) HOLOPHANE GRANVILLE BLACK/BLACK 39W 3000K 5,190L ON BLACK WASHINGTON FOR SINGLE POST TOPS 18' 6" (14' 6" MH). FPL SL HH TO BE INSTALLED WITHIN 10FT OF EXISTING PROPOSED POLE LOCATION
ALL NEW STREETLIGHT POLES WILL BE INSTALLED AT REAR OF SIDEWALK
PERMIT WILL BE REQUIRED
FPL TO INSTALL ALL CONDUIT AND HHS
FPL TO INSTALL #6DPX AT ALL LOCATIONS UNLESS OTHERWISE NOTED
 -'CHECK VOLTAGE – CONVERT 480V TO 120V OR 240V' ON 480V CIRCUITS, CHANGE THE RELAY PRIOR TO INSTALLING THE LIGHTS. VERIFY THE SOURCE AND AMOUNT OF LIGHTS ON THAT RELAY. CONTACT THE FPL PL TO ASSIST WITH THIS PROCESS.
 -CUSTOMER TO CONTACT FPL PL AND COORDINATE STAKING OF ALL LOCATIONS PRIOR LED INSTALLATIONS. CUSTOMER IS RESPONSIBLE FOR ANY RESTORATION REQUIRED.
FPL LED REPRESENTATIVE: ALEX ACOSTA

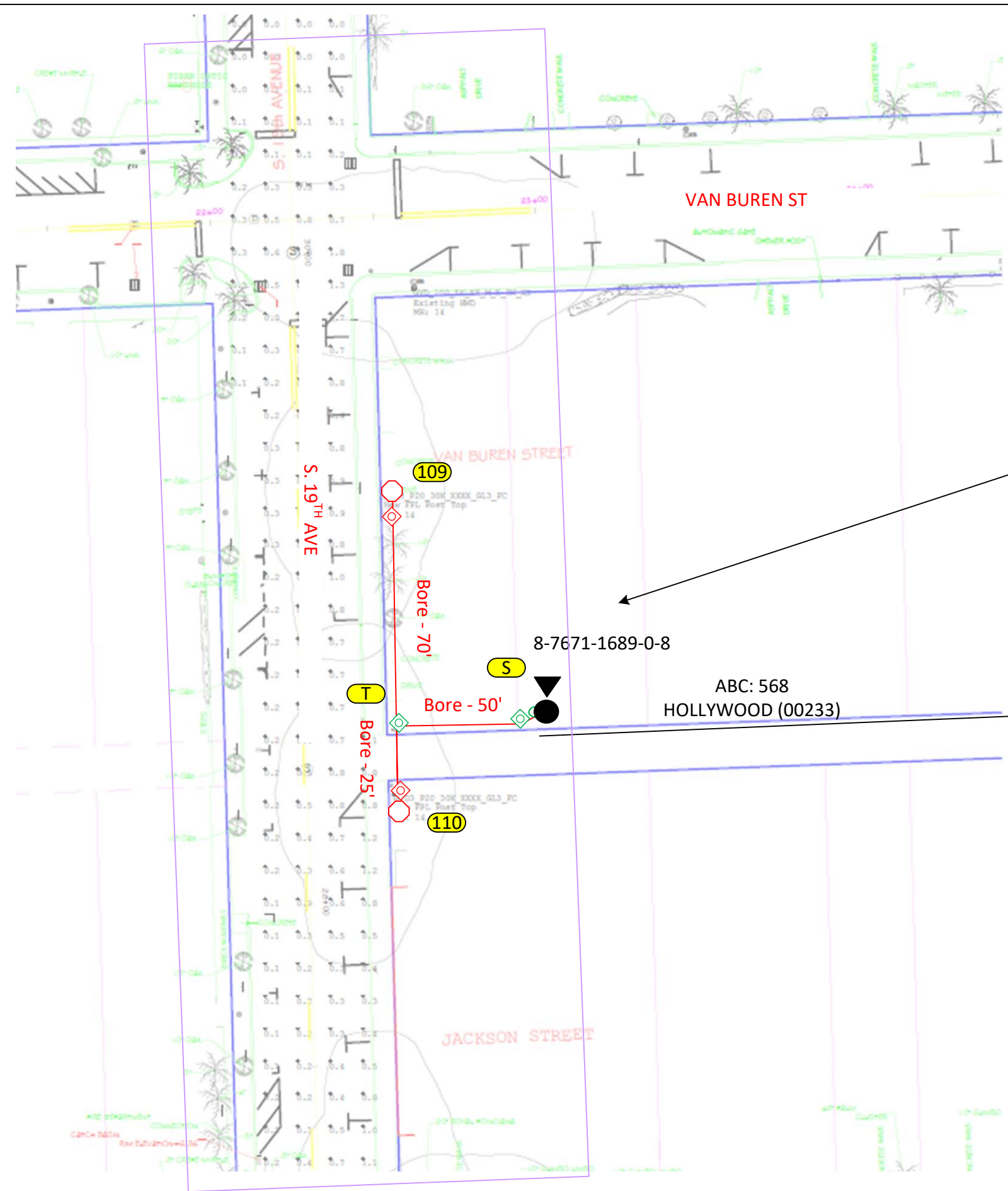
2	9
3	10
4	11
5	12
6	13
7	14
8	15
16	23
17	24
18	25
19	26
20	27
21	28
22	29



AS-BUILT CREW PRINT		ALL REQUIRED GROUND RODS HAVE BEEN DRIVEN & VERIFIED TO BE WITHIN FPL STANDARDS, VALUES ARE SHOWN AT ALL LOCATIONS.		JOB CERTIFIED COMPLETED AS SHOWN ON THIS AS-BUILT PRINT. MATERIAL CHANGES SHOWN ON ROS		AS-BUILT COPY	
FOREMAN'S SIGNATURE _____ DATE _____		FOREMAN'S SIGNATURE _____ DATE _____		SUPERVISOR'S SIGNATURE _____ DATE _____		INITIALS _____ CERT. DATE _____	
Easement? Yes <input type="checkbox"/> No <input checked="" type="checkbox"/>		Survey/Stake? Yes <input type="checkbox"/> No <input checked="" type="checkbox"/>		Work with SMO? Yes <input type="checkbox"/> No <input checked="" type="checkbox"/>		FPL	
Tree Work? Yes <input type="checkbox"/> No <input checked="" type="checkbox"/>		Designer/Stake? Yes <input type="checkbox"/> No <input checked="" type="checkbox"/>		CT/Special Mtr? Yes <input type="checkbox"/> No <input checked="" type="checkbox"/>		CITY OF HOLLYWOOD	
PERMIT REQ'D City _____ County Rd. _____ County Air _____ State Road _____ FAA _____		WMD _____ RR Xing _____ DR. Dist. _____ Transm. _____		INST (137) NEW LED FIXTURES AND (137) NEW SL PLS		1 N YOUNG CIR, HOLLYWOOD, FL 33020	
Requested Tel. Co. Set Poles? YES <input type="checkbox"/> NO <input checked="" type="checkbox"/>		Requested Tel. Co. Transfer? YES <input type="checkbox"/> NO <input checked="" type="checkbox"/>		Request CAVT Transfer? YES <input type="checkbox"/> NO <input checked="" type="checkbox"/>		Designed by: NICHOLAS A. HERNANDEZ Date: 07/30/24	
POLE LINE FEET 0'		DUCT BANK FT. 0'		Rural Location Sec. ## TWP. ## S,R. ## E.		Drawn by: NAH Check by: _____ Dwg No. 22 OF 29	
POLE LINE FT. ON TRANSM. POLES 0'		TRENCH FT. 0'		SCALE: N.T.S St. Lt MAP No. _____ Pri Map No. _____ MAP# _____		WR ##### M/A ###	
TLM/LDS MODEL No. -		Map Posting? YES <input checked="" type="checkbox"/> NO <input type="checkbox"/> Posted by: _____					

INACCESSIBLE 13 kV FUTURE 23 kV 23 kV SALT SPRAY


NO OVERHEAD FACILITIES IN THE AREA



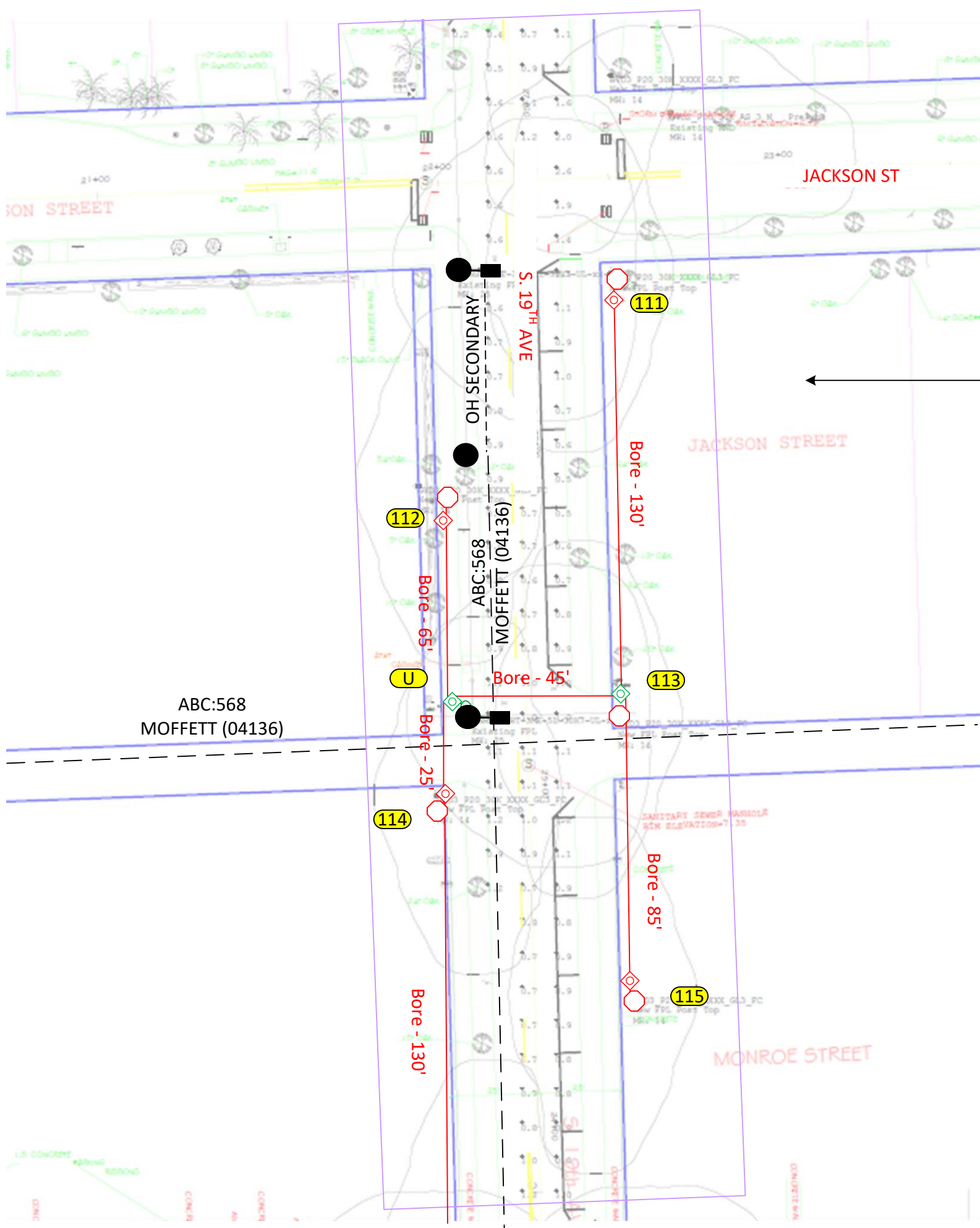
CONSTRUCTION NOTES:
LOC 109 – 110: FPL TO INSTALL (1) HOLOPHANE GRANVILLE BLACK/BLACK 39W 3000K 5,190L ON BLACK WASHINGTON FOR SINGLE POST TOPS 18' 6" (14' 6" MH). FPL SL HH TO BE INSTALLED WITHIN 10FT OF EXISTING PROPOSED POLE LOCATION

LOC S, T: FPL TO INSTRALL SECONDARY RISER AND 24" HH AT BASE OF EXISTING DISTURNATION POLE
ALL NEW STREETLIGHT POLES WILL BE INSTALLED AT REAR OF SIDEWALK
PERMIT WILL BE REQUIRED
FPL TO INSTALL ALL CONDUIT AND HHS
FPL TO INSTALL #6DPX AT ALL LOCATIONS UNLESS OTHERWISE NOTED
 -'CHECK VOLTAGE – CONVERT 480V TO 120V OR 240V' ON 480V CIRCUITS, CHANGE THE RELAY PRIOR TO INSTALLING THE LIGHTS. VERIFY THE SOURCE AND AMOUNT OF LIGHTS ON THAT RELAY. CONTACT THE FPL PL TO ASSIST WITH THIS PROCESS.
 -CUSTOMER TO CONTACT FPL PL AND COORDINATE STAKING OF ALL LOCATIONS PRIOR LED INSTALLATIONS. CUSTOMER IS RESPONSIBLE FOR ANY RESTORATION REQUIRED.
FPL LED REPRESENTATIVE: ALEX ACOSTA

2	9
3	10
4	11
5	12
6	13
7	14
8	15
16	23
17	24
18	25
19	26
20	27
21	28
22	29



AS-BUILT CREW PRINT		ALL REQUIRED GROUND RODS HAVE BEEN DRIVEN & VERIFIED TO BE WITHIN FPL STANDARDS, VALUES ARE SHOWN AT ALL LOCATIONS.		JOB CERTIFIED COMPLETED AS SHOWN ON THIS AS-BUILT PRINT. MATERIAL CHANGES SHOWN ON ROS		AS-BUILT COPY	
FOREMAN'S SIGNATURE _____ DATE _____		FOREMAN'S SIGNATURE _____ DATE _____		SUPERVISOR'S SIGNATURE _____ DATE _____		INITIALS _____ CERT. DATE _____	
Easement? Yes <input type="checkbox"/> No <input checked="" type="checkbox"/>		Survey/Stake? Yes <input type="checkbox"/> No <input checked="" type="checkbox"/>		Work with SMO? Yes <input type="checkbox"/> No <input checked="" type="checkbox"/>		FPL	
Tree Work? Yes <input type="checkbox"/> No <input checked="" type="checkbox"/>		Designer/Stake? Yes <input type="checkbox"/> No <input checked="" type="checkbox"/>		CT/Special Mtr? Yes <input type="checkbox"/> No <input checked="" type="checkbox"/>		CITY OF HOLLYWOOD	
PERMIT REQ'D City WMD		County Rd. RR Xing		County Air DR. Dist.		INST (137) NEW LED FIXTURES AND (137) NEW SL PLS	
State Road Transm.		FAA		Designed by: NICHOLAS A. HERNANDEZ		Date: 07/30/24	
Requested Tel. Co. Set Poles? YES <input type="checkbox"/> NO <input checked="" type="checkbox"/>		Requested Tel. Co. Transfer? YES <input type="checkbox"/> NO <input checked="" type="checkbox"/>		Request CAVT Transfer? YES <input type="checkbox"/> NO <input checked="" type="checkbox"/>		Drawn by: NAH Check by: _____	
POLE LINE FEET 0'		DUCT BANK FT. 0'		Rural Location Sec. ##		TWP. ## S,R. ## E.	
POLE LINE FT. ON TRANSM. POLES 0'		TRENCH FT. 0'		SCALE: N.T.S		St. Lt MAP No. _____ Pri Map No. _____ MAP# _____	
TLM/LDS MODEL No. -		Map Posting? YES <input checked="" type="checkbox"/> NO <input type="checkbox"/>		Posted by: _____		WR ##### M/A ###	



INACCESSIBLE
 13 kV
 FUTURE 23 kV
 23 kV
 SALT SPRAY

EXISTING OVERHEAD FACILITIES ARE LOCATED NEAR FRONT OF THE SIDEWALK. STREETLIGHT POLES TO BE INSTALLED AT REAR OF SIDEWALK TO MAINTAIN 36" CLEARANCE FROM EXISTING OH FACILITIES



CONSTRUCTION NOTES:

LOC 111 – 115: FPL TO INSTALL (1) HOLOPHANE GRANVILLE BLACK/BLACK 39W 3000K 5,190L ON BLACK WASHINGTON FOR SINGLE POST TOPS 18' 6" (14' 6" MH). FPL SL HH TO BE INSTALLED WITHIN 10FT OF EXISTING PROPOSED POLE LOCATION

LOC U: FPL TO INSTRALL SECONDARY RISER AND 24" HH AT BASE OF EXISTING DISTURNATION POLE
ALL NEW STREETLIGHT POLES WILL BE INSTALLED AT REAR OF SIDEWALK
PERMIT WILL BE REQUIRED

FPL TO INSTALL ALL CONDUIT AND HHS
FPL TO INSTALL #6DPX AT ALL LOCATIONS UNLESS OTHERWISE NOTED

-CHECK VOLTAGE – CONVERT 480V TO 120V OR 240V' ON 480V CIRCUITS, CHANGE THE RELAY PRIOR TO INSTALLING THE LIGHTS. VERIFY THE SOURCE AND AMOUNT OF LIGHTS ON THAT RELAY. CONTACT THE FPL PL TO ASSIST WITH THIS PROCESS.

-CUSTOMER TO CONTACT FPL PL AND COORDINATE STAKING OF ALL LOCATIONS PRIOR LED INSTALLATIONS. CUSTOMER IS RESPONSIBLE FOR ANY RESTORATION REQUIRED.

FPL LED REPRESENTATIVE: ALEX ACOSTA

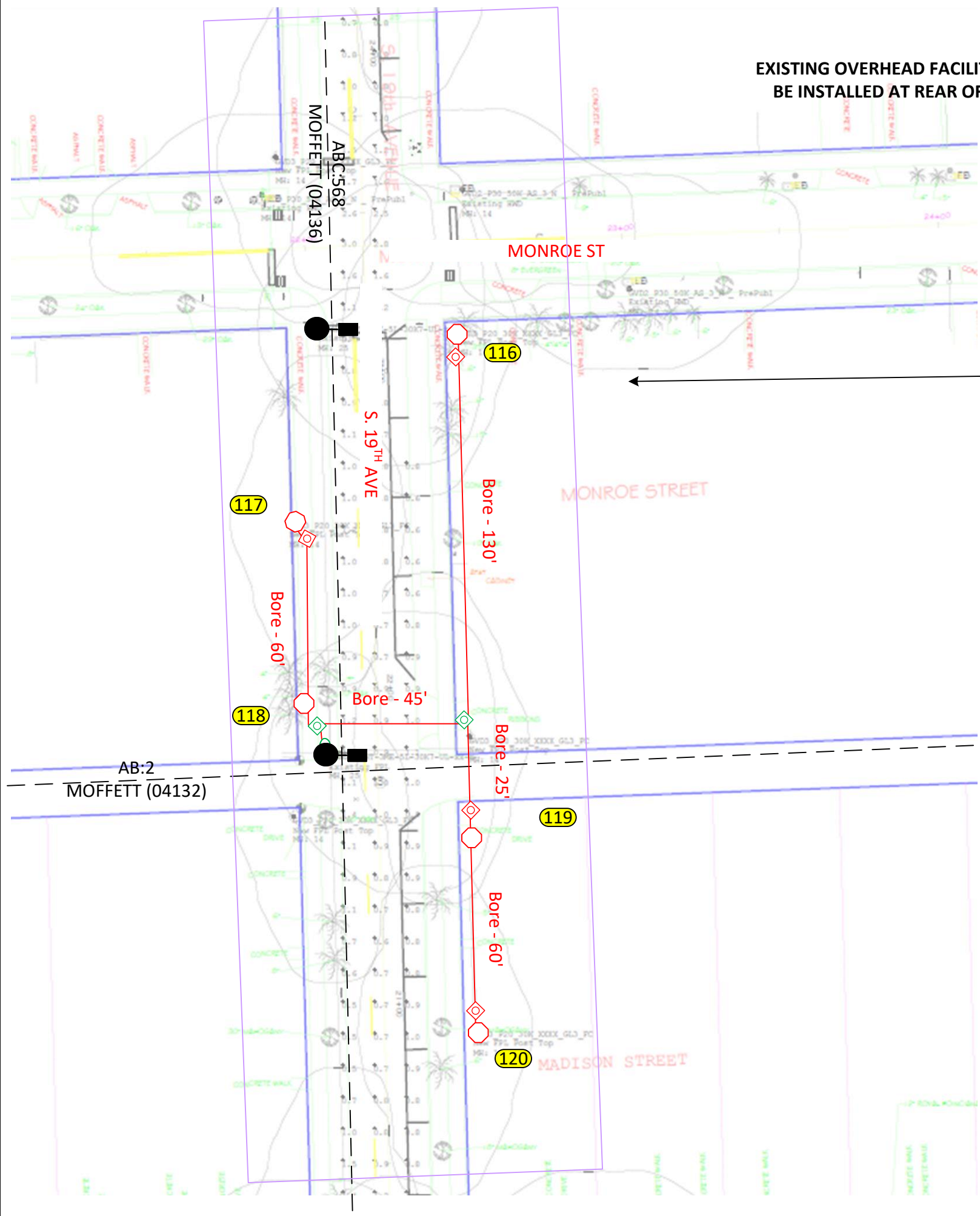


2	9
3	10
4	11
5	12
6	13
7	14
8	15
16	23
17	24
18	25
19	26
20	27
21	28
22	29

AS-BUILT CREW PRINT		ALL REQUIRED GROUND RODS HAVE BEEN DRIVEN & VERIFIED TO BE WITHIN FPL STANDARDS, VALUES ARE SHOWN AT ALL LOCATIONS.		JOB CERTIFIED COMPLETED AS SHOWN ON THIS AS-BUILT PRINT. MATERIAL CHANGES SHOWN ON ROS		AS-BUILT COPY	
FOREMAN'S SIGNATURE _____ DATE _____		FOREMAN'S SIGNATURE _____ DATE _____		SUPERVISOR'S SIGNATURE _____ DATE _____		INITIALS _____ CERT. DATE _____	
Easement? Yes <input type="checkbox"/> No <input checked="" type="checkbox"/>		Survey/Stake? Yes <input type="checkbox"/> No <input checked="" type="checkbox"/>		Work with SMO? Yes <input type="checkbox"/> No <input checked="" type="checkbox"/>		FPL	
Tree Work? Yes <input type="checkbox"/> No <input checked="" type="checkbox"/>		Designer/Stake? Yes <input type="checkbox"/> No <input checked="" type="checkbox"/>		CT/Special Mtr? Yes <input type="checkbox"/> No <input checked="" type="checkbox"/>		CITY OF HOLLYWOOD	
PERMIT REQ'D City WMD		County Rd. RR Xing		County Air DR. Dist.		INST (137) NEW LED FIXTURES AND (137) NEW SL PLS	
State Road Transm.		FAA		Tele. Attachment Per		1 N YOUNG CIR, HOLLYWOOD, FL 33020	
Requested Tel. Co. Set Poles? YES <input type="checkbox"/> NO <input checked="" type="checkbox"/>		Requested Tel. Co. Transfer? YES <input type="checkbox"/> NO <input checked="" type="checkbox"/>		Request CAVT Transfer? YES <input type="checkbox"/> NO <input checked="" type="checkbox"/>		Telephone Co. Job No. _____	
POLE LINE FEET 0'		DUCT BANK FT. 0'		Designed by: NICHOLAS A. HERNANDEZ		Date: 07/30/24	
POLE LINE FT. ON TRANSM. POLES 0'		TRENCH FT. 0'		Drawn by: NAH		Check by: _____	
TLM/LDS MODEL No. -		Map Posting? YES <input checked="" type="checkbox"/> NO <input type="checkbox"/>		Posted by: _____		Dwg No. 24 OF 29	
				Rural Location Sec. ##		TWP. ## S,R. ## E.	
				SCALE: N.T.S		St. Lt MAP No. _____ Pri Map No. _____ MAP# _____	
				WR #####		M/A ###	

INACCESSIBLE 13 kV FUTURE 23 kV 23 kV SALT SPRAY

EXISTING OVERHEAD FACILITIES ARE LOCATED NEAR FRONT OF THE SIDEWALK. STREETLIGHT POLES TO BE INSTALLED AT REAR OF SIDEWALK TO MAINTAIN 36" CLEARANCE FROM EXISTING OH FACILITIES



CONSTRUCTION NOTES:
LOC 116 – 120: FPL TO INSTALL (1) HOLOPHANE GRANVILLE BLACK/BLACK 39W 3000K 5,190L ON BLACK WASHINGTON FOR SINGLE POST TOPS 18' 6" (14' 6" MH). FPL SL HH TO BE INSTALLED WITHIN 10FT OF EXISTING PROPOSED POLE LOCATION

LOC V: FPL TO INSTRALL SECONDARY RISER AND 24" HH AT BASE OF EXISTING DISTURNATION POLE

ALL NEW STREETLIGHT POLES WILL BE INSTALLED AT REAR OF SIDEWALK PERMIT WILL BE REQUIRED

FPL TO INSTALL ALL CONDUIT AND HHS


FPL TO INSTALL #6DPX AT ALL LOCATIONS UNLESS OTHERWISE NOTED

-CHECK VOLTAGE – CONVERT 480V TO 120V OR 240V ON 480V CIRCUITS, CHANGE THE RELAY PRIOR TO INSTALLING THE LIGHTS. VERIFY THE SOURCE AND AMOUNT OF LIGHTS ON THAT RELAY. CONTACT THE FPL PL TO ASSIST WITH THIS PROCESS.

-CUSTOMER TO CONTACT FPL PL AND COORDINATE STAKING OF ALL LOCATIONS PRIOR LED INSTALLATIONS. CUSTOMER IS RESPONSIBLE FOR ANY RESTORATION REQUIRED.

FPL LED REPRESENTATIVE: ALEX ACOSTA

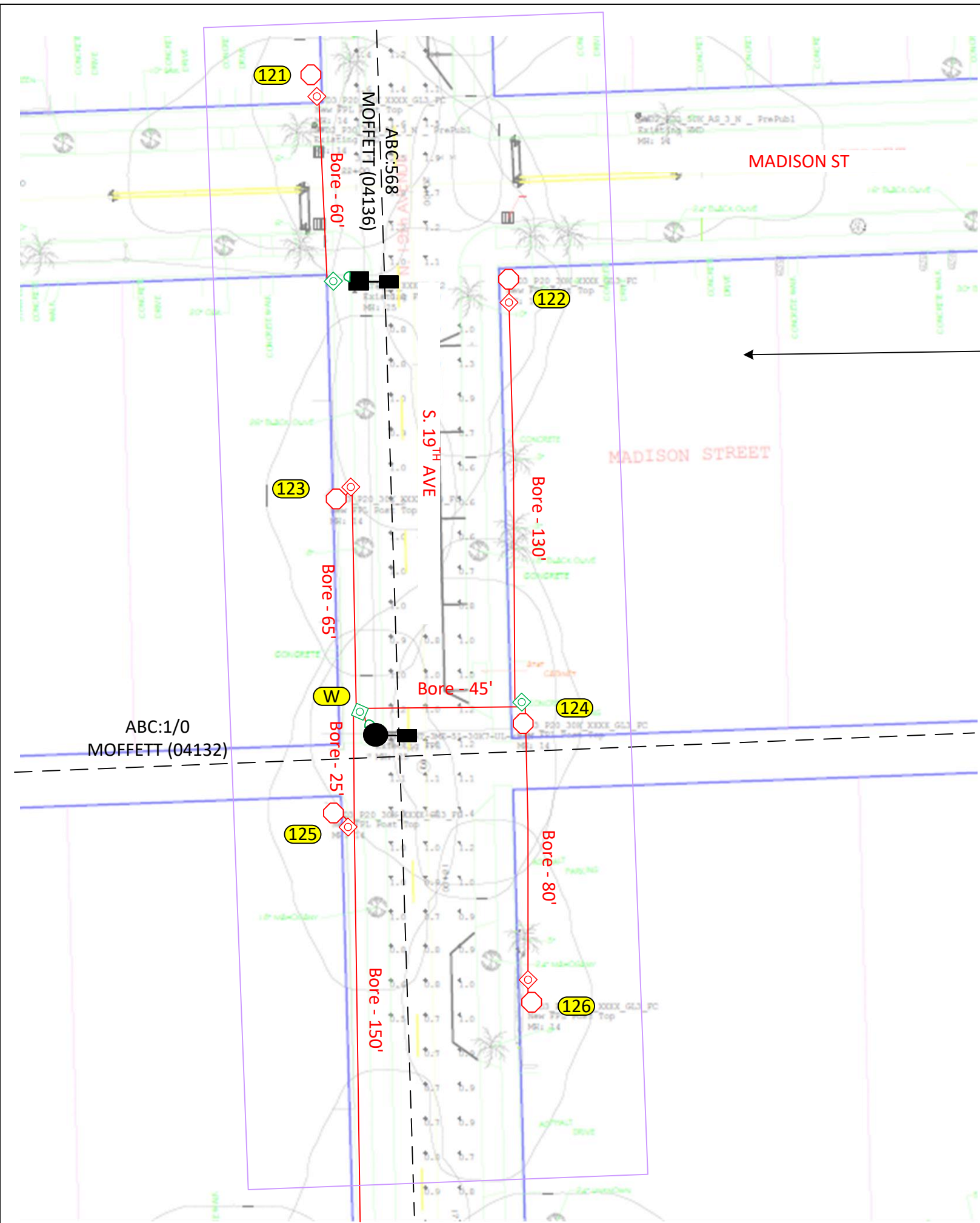
2	9
3	10
4	11
5	12
6	13
7	14
8	15
16	23
17	24
18	25
19	26
20	27
21	28
22	29



AS-BUILT CREW PRINT		ALL REQUIRED GROUND RODS HAVE BEEN DRIVEN & VERIFIED TO BE WITHIN FPL STANDARDS, VALUES ARE SHOWN AT ALL LOCATIONS.		JOB CERTIFIED COMPLETED AS SHOWN ON THIS AS-BUILT PRINT. MATERIAL CHANGES SHOWN ON ROS		AS-BUILT COPY	
FOREMAN'S SIGNATURE _____ DATE _____		FOREMAN'S SIGNATURE _____ DATE _____		SUPERVISOR'S SIGNATURE _____ DATE _____		INITIALS _____ CERT. DATE _____	
Easement? Yes <input type="checkbox"/> No <input checked="" type="checkbox"/>		Survey/Stake? Yes <input type="checkbox"/> No <input checked="" type="checkbox"/>		Work with SMO? Yes <input type="checkbox"/> No <input checked="" type="checkbox"/>		FPL	
Tree Work? Yes <input type="checkbox"/> No <input checked="" type="checkbox"/>		Designer/Stake? Yes <input type="checkbox"/> No <input checked="" type="checkbox"/>		CT/Special Mtr? Yes <input type="checkbox"/> No <input checked="" type="checkbox"/>		CITY OF HOLLYWOOD	
PERMIT REQ'D City _____ County Rd. _____ County Air _____ State Road _____ FAA _____		WMD _____ RR Xing _____ DR. Dist. _____ Transm. _____		INST (137) NEW LED FIXTURES AND (137) NEW SL PLS		1 N YOUNG CIR, HOLLYWOOD, FL 33020	
Requested Tel. Co. Set Poles? YES <input type="checkbox"/> NO <input checked="" type="checkbox"/>		Requested Tel. Co. Transfer? YES <input type="checkbox"/> NO <input checked="" type="checkbox"/>		Request CAVT Transfer? YES <input type="checkbox"/> NO <input checked="" type="checkbox"/>		Designed by: NICHOLAS A. HERNANDEZ Date: 07/30/24	
POLE LINE FEET 0'		DUCT BANK FT. 0'		Rural Location Sec. ## TWP. ## S.R. ## E. ##		Drawn by: NAH Check by: _____ Dwg No. 25 OF 29	
POLE LINE FT. ON TRANSM. POLES 0'		TRENCH FT. 0'		SCALE: N.T.S		St. Lt MAP No. _____ Pri Map No. _____ MAP# _____	
TLM/LDS MODEL No. -		Map Posting? YES <input checked="" type="checkbox"/> NO <input type="checkbox"/> Posted by: _____		WR #####		M/A ###	

INACCESSIBLE 13 kV FUTURE 23 kV 23 kV SALT SPRAY


EXISTING OVERHEAD FACILITIES ARE LOCATED NEAR FRONT OF THE SIDEWALK. STREETLIGHT POLES TO BE INSTALLED AT REAR OF SIDEWALK TO MAINTAIN 36" CLEARANCE FROM EXISTING OH FACILITIES



CONSTRUCTION NOTES:
LOC 121 – 126: FPL TO INSTALL (1) HOLOPHANE GRANVILLE BLACK/BLACK 39W 3000K 5,190L ON BLACK WASHINGTON FOR SINGLE POST TOPS 18' 6" (14' 6" MH). FPL SL HH TO BE INSTALLED WITHIN 10FT OF EXISTING PROPOSED POLE LOCATION

LOC W: FPL TO INSTRALL SECONDARY RISER AND 24" HH AT BASE OF EXISTING DISTURNATION POLE
ALL NEW STREETLIGHT POLES WILL BE INSTALLED AT REAR OF SIDEWALK
PERMIT WILL BE REQUIRED
FPL TO INSTALL ALL CONDUIT AND HHS
FPL TO INSTALL #6DPX AT ALL LOCATIONS UNLESS OTHERWISE NOTED
 -'CHECK VOLTAGE – CONVERT 480V TO 120V OR 240V' ON 480V CIRCUITS, CHANGE THE RELAY PRIOR TO INSTALLING THE LIGHTS. VERIFY THE SOURCE AND AMOUNT OF LIGHTS ON THAT RELAY. CONTACT THE FPL PL TO ASSIST WITH THIS PROCESS.
 -CUSTOMER TO CONTACT FPL PL AND COORDINATE STAKING OF ALL LOCATIONS PRIOR LED INSTALLATIONS. CUSTOMER IS RESPONSIBLE FOR ANY RESTORATION REQUIRED.
FPL LED REPRESENTATIVE: ALEX ACOSTA

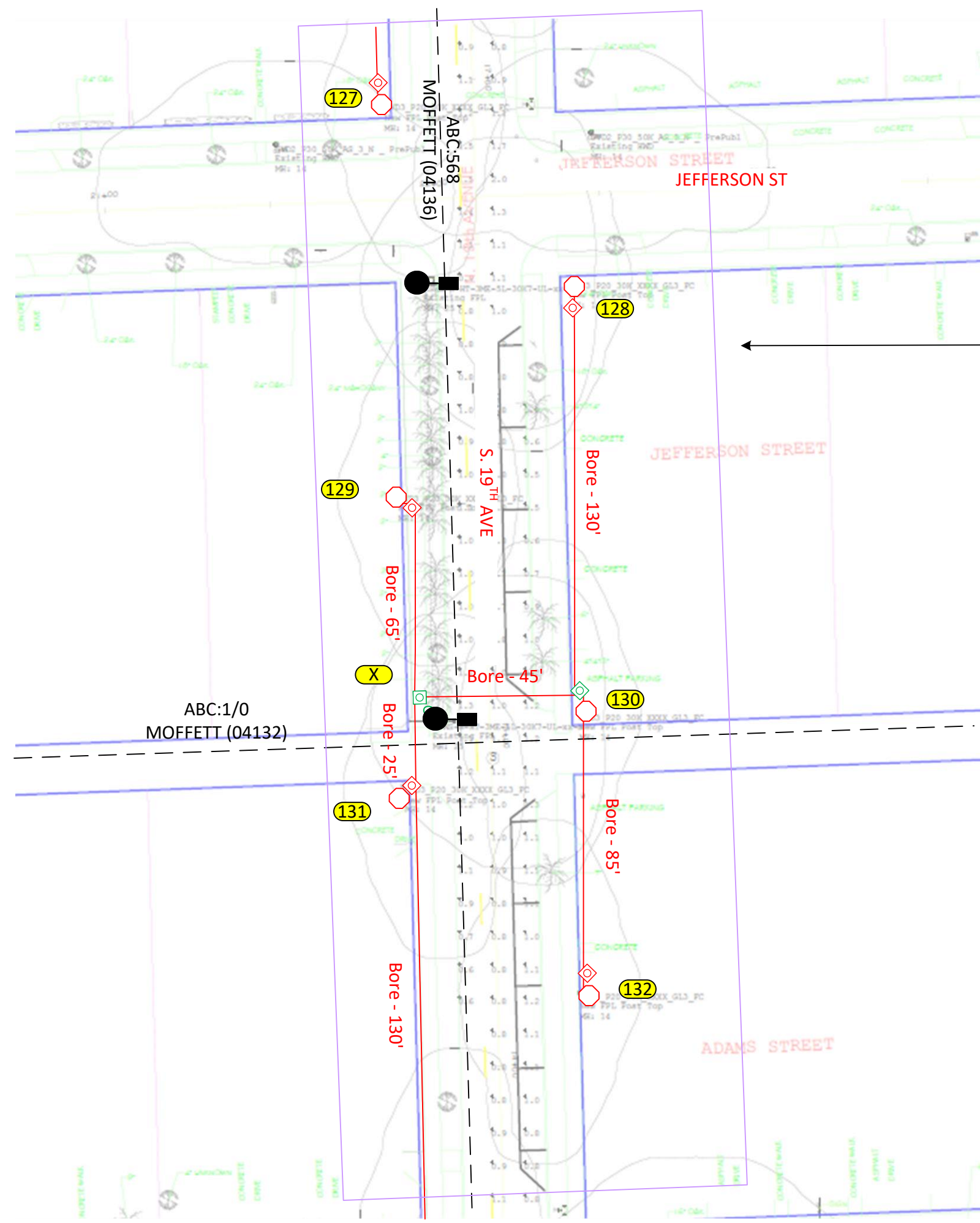
2	9
3	10
4	11
5	12
6	13
7	14
8	15
16	23
17	24
18	25
19	26
20	27
21	28
22	29



AS-BUILT CREW PRINT		ALL REQUIRED GROUND RODS HAVE BEEN DRIVEN & VERIFIED TO BE WITHIN FPL STANDARDS, VALUES ARE SHOWN AT ALL LOCATIONS.		JOB CERTIFIED COMPLETED AS SHOWN ON THIS AS-BUILT PRINT. MATERIAL CHANGES SHOWN ON ROS		AS-BUILT COPY	
FOREMAN'S SIGNATURE _____ DATE _____		FOREMAN'S SIGNATURE _____ DATE _____		SUPERVISOR'S SIGNATURE _____ DATE _____		INITIALS _____ CERT. DATE _____	
Easement? Yes <input type="checkbox"/> No <input checked="" type="checkbox"/>		Survey/Stake? Yes <input type="checkbox"/> No <input checked="" type="checkbox"/>		Work with SMO? Yes <input type="checkbox"/> No <input checked="" type="checkbox"/>		FPL	
Tree Work? Yes <input type="checkbox"/> No <input checked="" type="checkbox"/>		Designer/Stake? Yes <input type="checkbox"/> No <input checked="" type="checkbox"/>		CT/Special Mtr? Yes <input type="checkbox"/> No <input checked="" type="checkbox"/>		CITY OF HOLLYWOOD	
PERMIT REQ'D City WMD		County Rd. RR Xing		County Air DR. Dist.		INST (137) NEW LED FIXTURES AND (137) NEW SL PLS	
State Road Transm.		FAA		Tele. Attachment Per		1 N YOUNG CIR, HOLLYWOOD, FL 33020	
Requested Tel. Co. Set Poles? YES <input type="checkbox"/> NO <input checked="" type="checkbox"/>		Requested Tel. Co. Transfer? YES <input type="checkbox"/> NO <input checked="" type="checkbox"/>		Telephone Co. Job No. _____		Designed by: NICHOLAS A. HERNANDEZ Date: 07/30/24	
Request CAVT Transfer? YES <input type="checkbox"/> NO <input checked="" type="checkbox"/>		POLE LINE FEET 0'		DUCT BANK FT. 0'		Drawn by: NAH Check by: _____ Dwg No. 26 OF 29	
POLE LINE FT. ON TRANSM. POLES 0'		TRENCH FT. 0'		Rural Location Sec. ## TWP. ## S,R. ## E.		SCALE: N.T.S St. Lt MAP No. _____ Pri Map No. _____ MAP# _____	
TLM/LDS MODEL No. -		Map Posting? YES <input checked="" type="checkbox"/> NO <input type="checkbox"/>		Posted by: _____		WR ##### M/A ###	

INACCESSIBLE 13 kV FUTURE 23 kV 23 kV SALT SPRAY

EXISTING OVERHEAD FACILITIES ARE LOCATED NEAR FRONT OF THE SIDEWALK. STREETLIGHT POLES TO BE INSTALLED AT REAR OF SIDEWALK TO MAINTAIN 36" CLEARANCE FROM EXISTING OH FACILITIES



CONSTRUCTION NOTES:
LOC 127 – 132: FPL TO INSTALL (1) HOLOPHANE GRANVILLE BLACK/BLACK 39W 3000K 5,190L ON BLACK WASHINGTON FOR SINGLE POST TOPS 18' 6" (14' 6" MH). FPL SL HH TO BE INSTALLED WITHIN 10FT OF EXISTING PROPOSED POLE LOCATION

LOC X: FPL TO INSTRALL SECONDARY RISER AND 24" HH AT BASE OF EXISTING DISTURNATION POLE

ALL NEW STREETLIGHT POLES WILL BE INSTALLED AT REAR OF SIDEWALK PERMIT WILL BE REQUIRED

FPL TO INSTALL ALL CONDUIT AND HHS


FPL TO INSTALL #6DPX AT ALL LOCATIONS UNLESS OTHERWISE NOTED

-CHECK VOLTAGE – CONVERT 480V TO 120V OR 240V' ON 480V CIRCUITS, CHANGE THE RELAY PRIOR TO INSTALLING THE LIGHTS. VERIFY THE SOURCE AND AMOUNT OF LIGHTS ON THAT RELAY. CONTACT THE FPL PL TO ASSIST WITH THIS PROCESS.

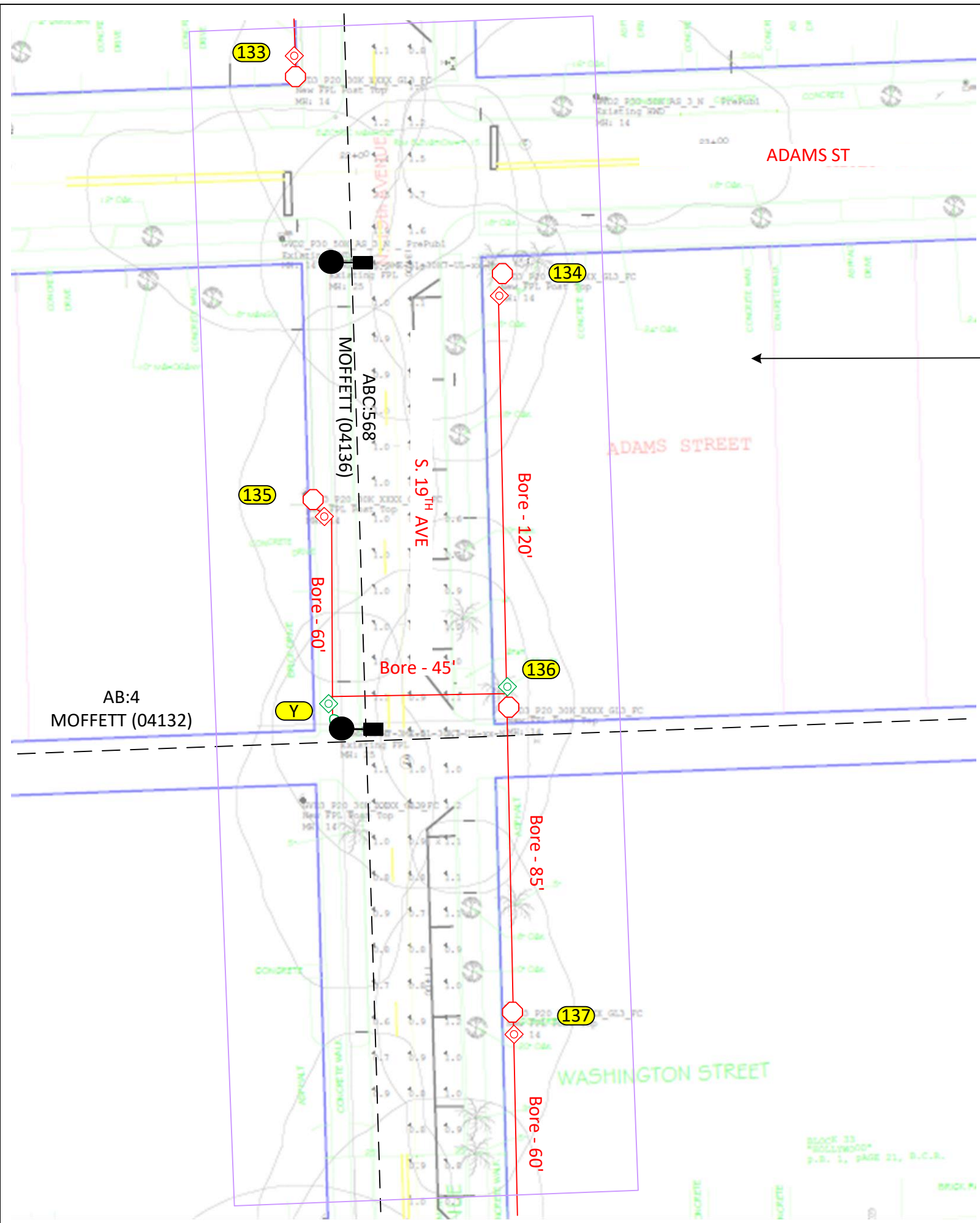
-CUSTOMER TO CONTACT FPL PL AND COORDINATE STAKING OF ALL LOCATIONS PRIOR LED INSTALLATIONS. CUSTOMER IS RESPONSIBLE FOR ANY RESTORATION REQUIRED.

FPL LED REPRESENTATIVE: ALEX ACOSTA

2	9
3	10
4	11
5	12
6	13
7	14
8	15
16	23
17	24
18	25
19	26
20	27
21	28
22	29



AS-BUILT CREW PRINT		ALL REQUIRED GROUND RODS HAVE BEEN DRIVEN & VERIFIED TO BE WITHIN FPL STANDARDS, VALUES ARE SHOWN AT ALL LOCATIONS.		JOB CERTIFIED COMPLETED AS SHOWN ON THIS AS-BUILT PRINT. MATERIAL CHANGES SHOWN ON ROS		AS-BUILT COPY	
FOREMAN'S SIGNATURE _____ DATE _____		FOREMAN'S SIGNATURE _____ DATE _____		SUPERVISOR'S SIGNATURE _____ DATE _____		INITIALS _____ CERT. DATE _____	
Easement? Yes <input type="checkbox"/> No <input checked="" type="checkbox"/>		Survey/Stake? Yes <input type="checkbox"/> No <input checked="" type="checkbox"/>		Work with SMO? Yes <input type="checkbox"/> No <input checked="" type="checkbox"/>		FPL	
Tree Work? Yes <input type="checkbox"/> No <input checked="" type="checkbox"/>		Designer/Stake? Yes <input type="checkbox"/> No <input checked="" type="checkbox"/>		CT/Special Mtr? Yes <input type="checkbox"/> No <input checked="" type="checkbox"/>		CITY OF HOLLYWOOD	
PERMIT REQ'D City WMD		County Rd. RR Xing		County Air DR. Dist.		INST (137) NEW LED FIXTURES AND (137) NEW SL PLS	
State Road Transm.		FAA		Designed by: NICHOLAS A. HERNANDEZ		Date: 07/30/24	
Requested Tel. Co. Set Poles? YES <input type="checkbox"/> NO <input checked="" type="checkbox"/>		Requested Tel. Co. Transfer? YES <input type="checkbox"/> NO <input checked="" type="checkbox"/>		Request CAVT Transfer? YES <input type="checkbox"/> NO <input checked="" type="checkbox"/>		Drawn by: NAH Check by: _____ Dwg No. 27 OF 29	
POLE LINE FEET 0'		DUCT BANK FT. 0'		Rural Location Sec. ## TWP. ## S.R. ## E. ##		SCALE: N.T.S St. Lt MAP No. Pri Map No. MAP#	
POLE LINE FT. ON TRANSM. POLES 0'		TRENCH FT. 0'		TLM/LDS MODEL No. -		Map Posting? YES <input checked="" type="checkbox"/> NO <input type="checkbox"/> Posted by: WR ##### M/A ###	



INACCESSIBLE
 13 kV
 FUTURE 23 kV
 23 kV
 SALT SPRAY

EXISTING OVERHEAD FACILITIES ARE LOCATED NEAR FRONT OF THE SIDEWALK. STREETLIGHT POLES TO BE INSTALLED AT REAR OF SIDEWALK TO MAINTAIN 36" CLEARANCE FROM EXISTING OH FACILITIES



CONSTRUCTION NOTES:

LOC 133 – 137: FPL TO INSTALL (1) HOLOPHANE GRANVILLE BLACK/BLACK 39W 3000K 5,190L ON BLACK WASHINGTON FOR SINGLE POST TOPS 18' 6" (14' 6" MH). FPL SL HH TO BE INSTALLED WITHIN 10FT OF EXISTING PROPOSED POLE LOCATION

LOC Y: FPL TO INSTRALL SECONDARY RISER AND 24" HH AT BASE OF EXISTING DISTURNATION POLE
ALL NEW STREETLIGHT POLES WILL BE INSTALLED AT REAR OF SIDEWALK
PERMIT WILL BE REQUIRED


FPL TO INSTALL ALL CONDUIT AND HHS
FPL TO INSTALL #6DPX AT ALL LOCATIONS UNLESS OTHERWISE NOTED

-CHECK VOLTAGE – CONVERT 480V TO 120V OR 240V' ON 480V CIRCUITS, CHANGE THE RELAY PRIOR TO INSTALLING THE LIGHTS. VERIFY THE SOURCE AND AMOUNT OF LIGHTS ON THAT RELAY. CONTACT THE FPL PL TO ASSIST WITH THIS PROCESS.

-CUSTOMER TO CONTACT FPL PL AND COORDINATE STAKING OF ALL LOCATIONS PRIOR LED INSTALLATIONS. CUSTOMER IS RESPONSIBLE FOR ANY RESTORATION REQUIRED.

FPL LED REPRESENTATIVE: ALEX ACOSTA

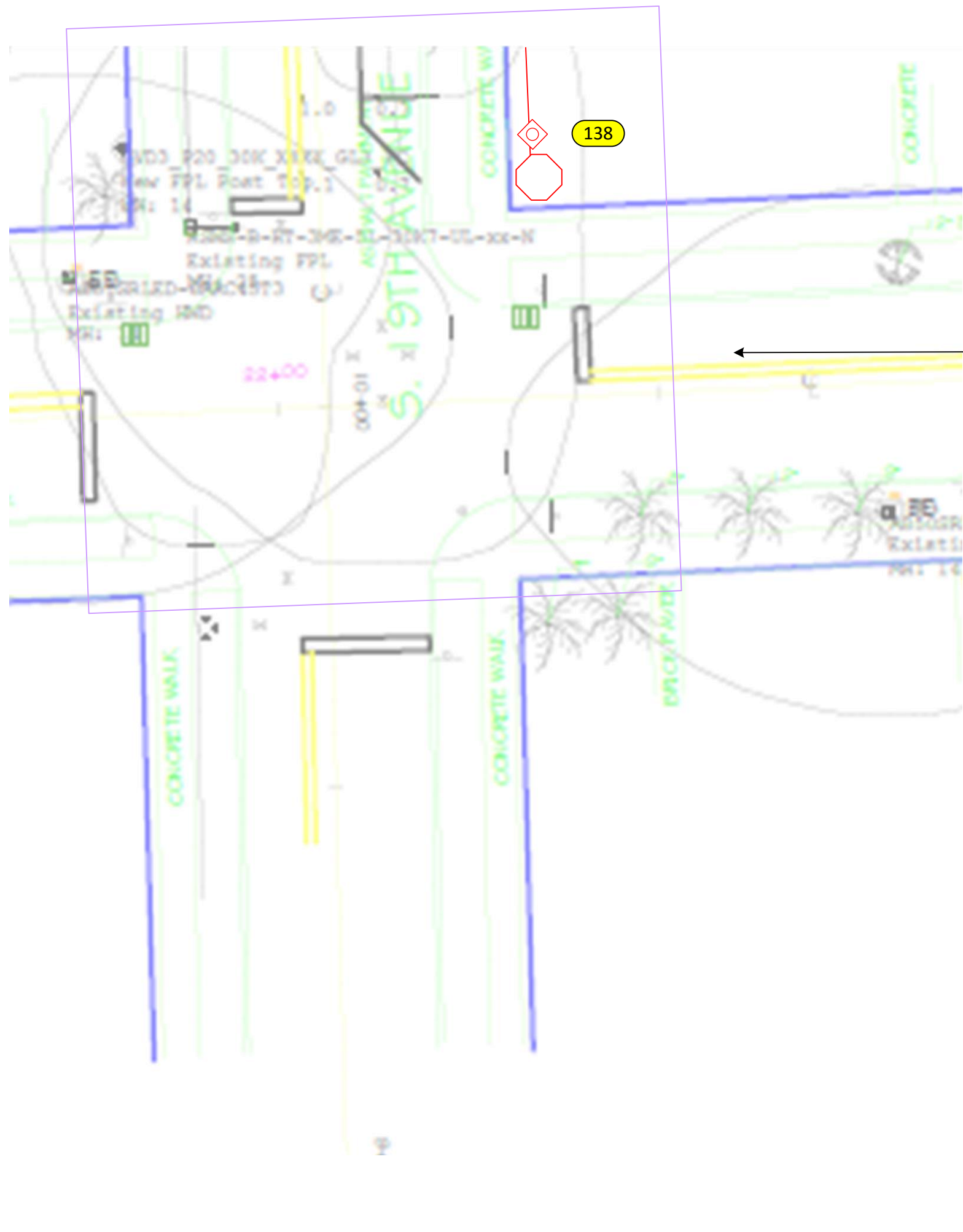
2	9
3	10
4	11
5	12
6	13
7	14
8	15
16	23
17	24
18	25
19	26
20	27
21	28
22	29



AS-BUILT CREW PRINT		ALL REQUIRED GROUND RODS HAVE BEEN DRIVEN & VERIFIED TO BE WITHIN FPL STANDARDS, VALUES ARE SHOWN AT ALL LOCATIONS.		JOB CERTIFIED COMPLETED AS SHOWN ON THIS AS-BUILT PRINT. MATERIAL CHANGES SHOWN ON ROS		AS-BUILT COPY	
FOREMAN'S SIGNATURE _____ DATE _____		FOREMAN'S SIGNATURE _____ DATE _____		SUPERVISOR'S SIGNATURE _____ DATE _____		INITIALS _____ CERT. DATE _____	
Easement? Yes <input type="checkbox"/> No <input checked="" type="checkbox"/>		Survey/Stake? Yes <input type="checkbox"/> No <input checked="" type="checkbox"/>		Work with SMO? Yes <input type="checkbox"/> No <input checked="" type="checkbox"/>		FPL	
Tree Work? Yes <input type="checkbox"/> No <input checked="" type="checkbox"/>		Designer/Stake? Yes <input type="checkbox"/> No <input checked="" type="checkbox"/>		CT/Special Mtr? Yes <input type="checkbox"/> No <input checked="" type="checkbox"/>		CITY OF HOLLYWOOD	
PERMIT REQ'D City WMD		County Rd. RR Xing		County Air DR. Dist.		INST (137) NEW LED FIXTURES AND (137) NEW SL PLS	
State Road Transm.		FAA		Designed by: NICHOLAS A. HERNANDEZ		Date: 07/30/24	
Requested Tel. Co. Set Poles? YES <input type="checkbox"/> NO <input checked="" type="checkbox"/>		Requested Tel. Co. Transfer? YES <input type="checkbox"/> NO <input checked="" type="checkbox"/>		Request CAVT Transfer? YES <input type="checkbox"/> NO <input checked="" type="checkbox"/>		Drawn by: NAH Check by: _____ Dwg No. 28 OF 29	
POLE LINE FEET 0'		DUCT BANK FT. 0'		Rural Location Sec. ## TWP. ## S.R. ## E. ##		SCALE: N.T.S St. Lt MAP No. Pri Map No. MAP#	
POLE LINE FT. ON TRANSM. POLES 0'		TRENCH FT. 0'		TLM/LDS MODEL No. -		Map Posting? YES <input checked="" type="checkbox"/> NO <input type="checkbox"/> Posted by: WR ##### M/A ###	

INACCESSIBLE 13 kV FUTURE 23 kV 23 kV SALT SPRAY

EXISTING OVERHEAD FACILITIES ARE LOCATED NEAR FRONT OF THE SIDEWALK. STREETLIGHT POLES TO BE INSTALLED AT REAR OF SIDEWALK TO MAINTAIN 36" CLEARANCE FROM EXISTING OH FACILITIES



CONSTRUCTION NOTES:
LOC 138: FPL TO INSTALL (1) HOLOPHANE GRANVILLE BLACK/BLACK 39W 3000K 5,190L ON BLACK WASHINGTON FOR SINGLE POST TOPS 18' 6" (14' 6" MH). FPL SL HH TO BE INSTALLED WITHIN 10FT OF EXISTING PROPOSED POLE LOCATION
ALL NEW STREETLIGHT POLES WILL BE INSTALLED AT REAR OF SIDEWALK
PERMIT WILL BE REQUIRED
FPL TO INSTALL ALL CONDUIT AND HHS
FPL TO INSTALL #6DPX AT ALL LOCATIONS UNLESS OTHERWISE NOTED
 -'CHECK VOLTAGE – CONVERT 480V TO 120V OR 240V' ON 480V CIRCUITS, CHANGE THE RELAY PRIOR TO INSTALLING THE LIGHTS. VERIFY THE SOURCE AND AMOUNT OF LIGHTS ON THAT RELAY. CONTACT THE FPL PL TO ASSIST WITH THIS PROCESS.
 -CUSTOMER TO CONTACT FPL PL AND COORDINATE STAKING OF ALL LOCATIONS PRIOR LED INSTALLATIONS. CUSTOMER IS RESPONSIBLE FOR ANY RESTORATION REQUIRED.
FPL LED REPRESENTATIVE: ALEX ACOSTA

2	9
3	10
4	11
5	12
6	13
7	14
8	15
16	23
17	24
18	25
19	26
20	27
21	28
22	29



AS-BUILT CREW PRINT		ALL REQUIRED GROUND RODS HAVE BEEN DRIVEN & VERIFIED TO BE WITHIN FPL STANDARDS, VALUES ARE SHOWN AT ALL LOCATIONS.		JOB CERTIFIED COMPLETED AS SHOWN ON THIS AS-BUILT PRINT. MATERIAL CHANGES SHOWN ON ROS		AS-BUILT COPY	
FOREMAN'S SIGNATURE _____ DATE _____		FOREMAN'S SIGNATURE _____ DATE _____		SUPERVISOR'S SIGNATURE _____ DATE _____		INITIALS _____ CERT. DATE _____	
Easement? Yes <input type="checkbox"/> No <input checked="" type="checkbox"/>		Survey/Stake? Yes <input type="checkbox"/> No <input checked="" type="checkbox"/>		Work with SMO? Yes <input type="checkbox"/> No <input checked="" type="checkbox"/>		FPL	
Tree Work? Yes <input type="checkbox"/> No <input checked="" type="checkbox"/>		Designer/Stake? Yes <input type="checkbox"/> No <input checked="" type="checkbox"/>		CT/Special Mtr? Yes <input type="checkbox"/> No <input checked="" type="checkbox"/>		CITY OF HOLLYWOOD	
PERMIT REQ'D City _____ County Rd. _____ County Air _____ State Road _____ FAA _____		WMD _____ RR Xing _____ DR. Dist. _____ Transm. _____		INST (137) NEW LED FIXTURES AND (137) NEW SL PLS		1 N YOUNG CIR, HOLLYWOOD, FL 33020	
Requested Tel. Co. Set Poles? YES <input type="checkbox"/> NO <input checked="" type="checkbox"/>		Requested Tel. Co. Transfer? YES <input type="checkbox"/> NO <input checked="" type="checkbox"/>		Request CAVT Transfer? YES <input type="checkbox"/> NO <input checked="" type="checkbox"/>		Designed by: NICHOLAS A. HERNANDEZ Date: 07/30/24	
POLE LINE FEET 0'		DUCT BANK FT. 0'		Rural Location Sec. ## TWP. ## S,R. ## E.		Drawn by: NAH Check by: _____ Dwg No. 29 OF 29	
POLE LINE FT. ON TRANSM. POLES 0'		TRENCH FT. 0'		SCALE: N.T.S		St. Lt MAP No. _____ Pri Map No. _____ MAP# _____	
TLM/LDS MODEL No. -		Map Posting? YES <input checked="" type="checkbox"/> NO <input type="checkbox"/> Posted by: _____		WR #####		M/A ###	