


2024 Atlantic Hurricane Season Briefing



Hollywood City Commission
May 15, 2024

The 2024 Hurricane Season Is Here

STORM SURGE is fast and dangerous **flooding** caused by hurricane winds.

2024 Hurricane Season Forecast

- Hyper-active, possibly record-breaking season ahead
- 170% of avg season from 1991–2020 (2023 was 130%)
- Warmer sea temps and calmer winds will fuel stronger storms

Category	30-Year Average (1991-2020)	2024 Prediction
Named Storms (Tropical Storms and Hurricanes)	14.4	23
Named Storm Days	69.4	115
Hurricanes	7.2	11
Hurricane Days	27	45
Major Hurricanes	3.2	5
Major Hurricane Days	7.4	13

Source: Colorado State University

Major Hurricane Landfall Probabilities - 2024

Region	Average (1882-2020)	2024 Prediction
Entire U.S. Coastline	43%	62%
U.S. East Coast (including Florida)	21%	34%
U.S. Gulf Coast (FL Panhandle to Brownsville, TX)	27%	42%
Caribbean Basin	47%	66%



Source: Colorado State University

Hollywood & Broward County Are Vulnerable

- No direct hurricane or tropical storm threats in 2023
- 1947 - Last major hurricane made landfall in Broward County
- Average age of residents in Hollywood's evacuation zones
 - 59.8 – Barrier Island
 - 46.8 – Federal Highway to ICW
- Broward County has a Relatively High Social Vulnerability score – 78.3
- Lee County had a Moderate SV score when Hurricane Ian hit – 54.4



**High Complacency + Misunderstanding of Threat =
Greater Risk of Loss of Life**

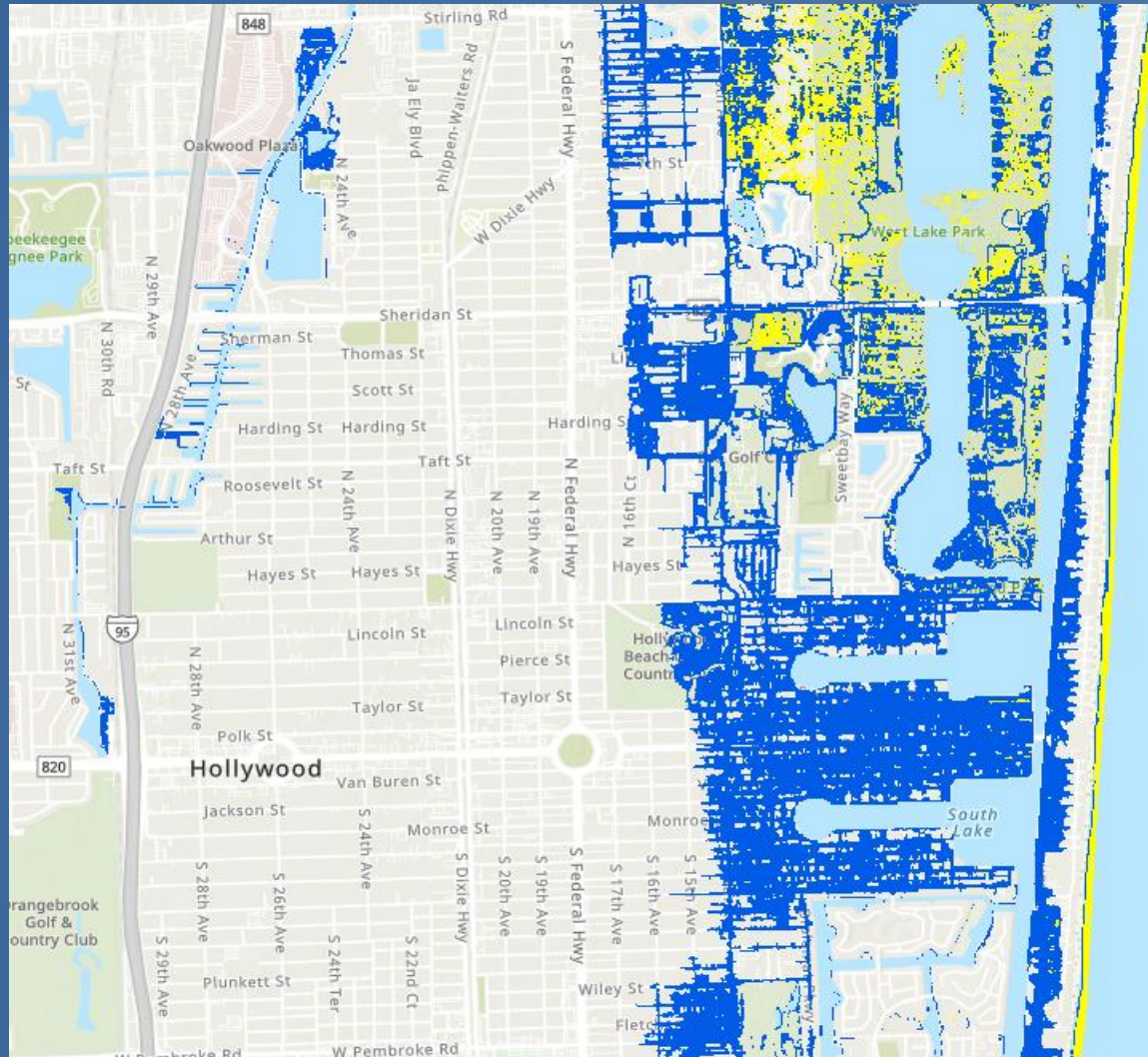
NHC Survey of Lee County Residents After Ian

- Assume 22% of population (“Diehards”) in Lee County Zone A decided not to evacuate
- Total Lee County Zone A Population: 236,839
- 22% of population: 52,104

First Out 21%	Anxious and eager to leave if a hurricane is in the forecast
Constrained 14%	Aware of risks & willing to evacuate but face barriers
Optimists 16%	Doubt that a hurricane will occur but willing to evacuate
Reluctant 27%	Reluctant to evacuate but will leave if ordered to
Diehards 22%	Confident they can safely ride out hurricanes at home

- Hollywood's Zone A Population: 8,500
- 22% of population: 1,870

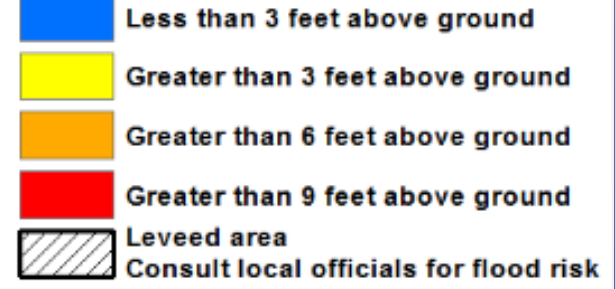
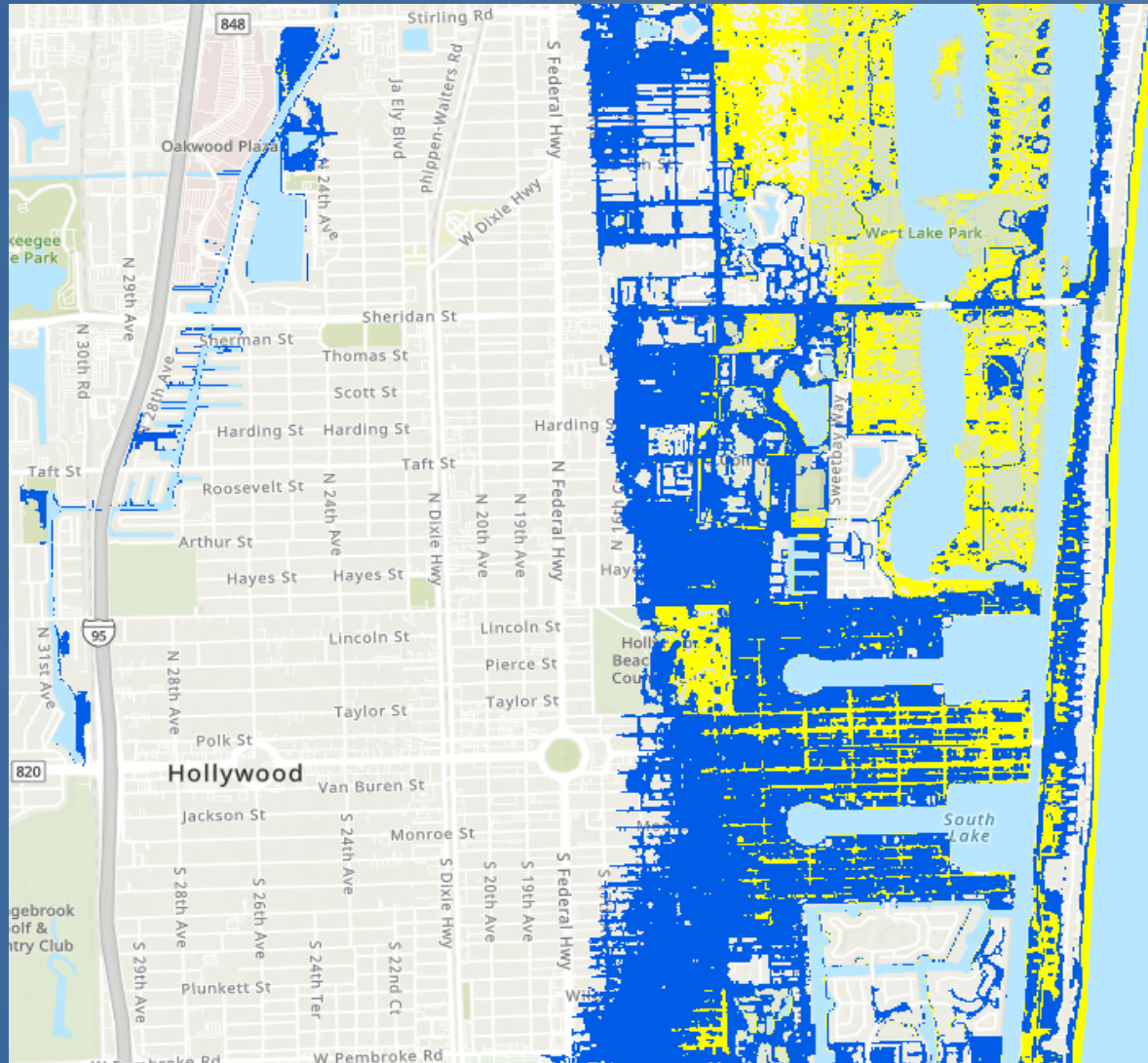
Estimated Storm Surge Impact – Cat 3



Examples:

- Katrina (LA) – 2005
- Jeanne (FL) – 2004
- Frances (FL) – 2004

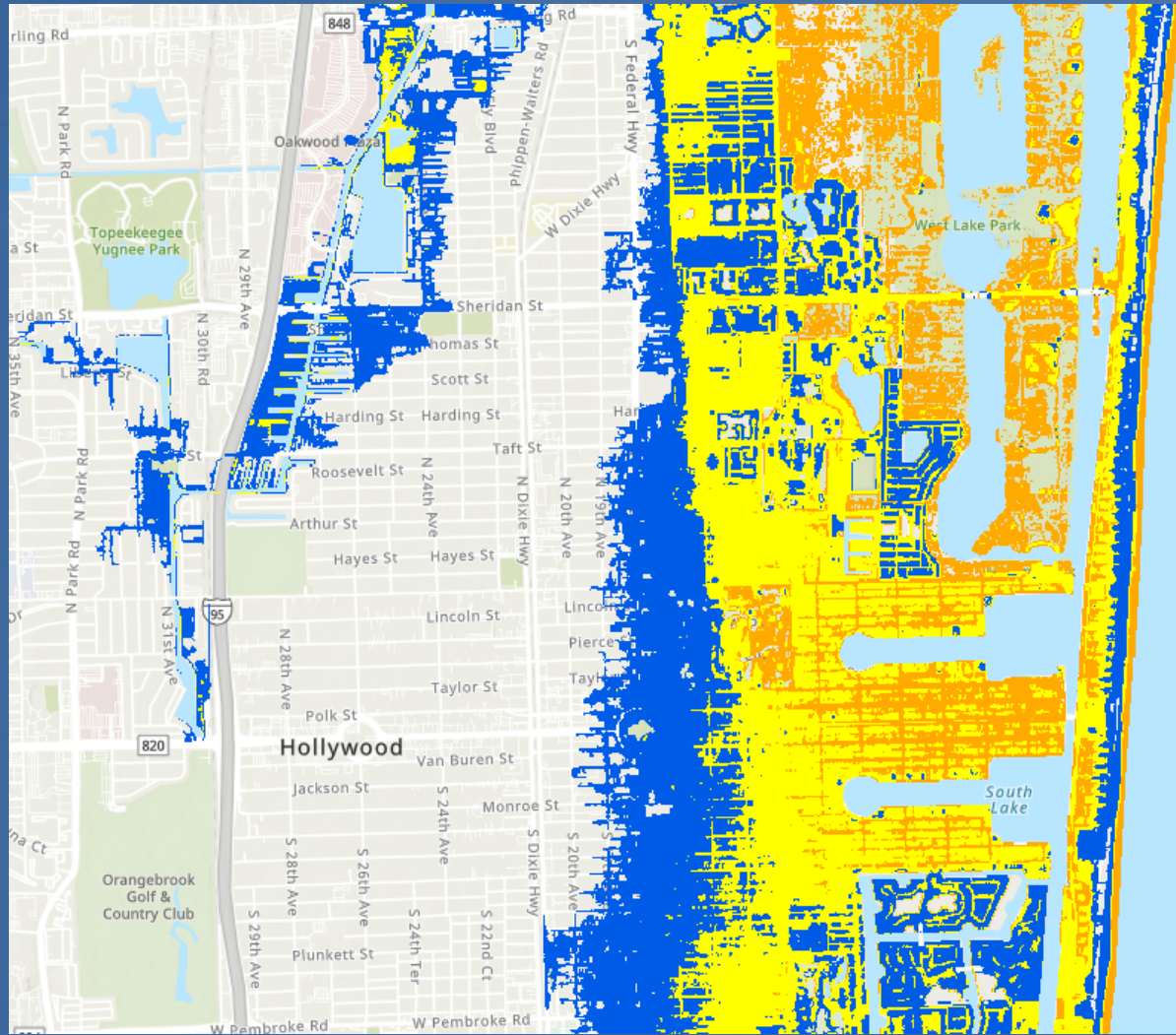
Estimated Storm Surge Impact – Cat 4



Examples:

- Idalia (FL) – 2023
- Irma (FL) – 2017
- Charley (FL) – 2004

Estimated Storm Surge Impact – Cat 5



Examples:

- Ian (FL) – 2022
- Michael (TX) – 2018
- Andrew (FL) – 1992

City Staff Emergency Readiness Initiatives

- Two successful emergency readiness exercises in April and May 2024
- Cybersecurity exercise planned for Summer 2024
- Updated Departmental Emergency Plans
- Increasing Community outreach
 - Civic Association meetings (May and June)
 - Hollywood Chamber of Commerce Hurricane Preparedness Breakfast (June 13)
- Working with Broward County to re-introduce municipal representation at the Broward EOC during emergency events



Hurricane Preparedness Recommendations

- Make a Plan
 - Evacuations: when to leave and where to go
 - Register for Special Needs/Vulnerable Resident Services
 - Protect your home / Know your area
 - Know your home area
 - Register for a Pet Friendly Shelter
- Build an Emergency Kit
 - Be self sufficient for 5 to 7 days post-event
 - Water, non-perishable foods, medications, etc.
 - DO NOT WAIT UNTIL A STORM THREATENS TO GATHER SUPPLIES
- Be Informed
 - Register for Alert Hollywood and NotifyMe
 - Receive updates from your Civic Association
 - Watch the news



Get Ready Now!

Visit the Hollywood Hurricane Preparedness website for useful information

- Evacuation Shelter Map and Locations
- Next of Kin Information Form
- Special Needs Registry
- Business Preparedness and Continuity Resources
- Important emergency phone numbers
- Sandbag vendors in the Hollywood area
- Generator safety tips and wattage information
- Much More!

Website – www.hollywoodfl.org/hurricane

Let's Have a Safe and Uneventful
Hurricane Season!