

ATTACHMENT XI

Permitting History

From: [Andria Wingett](#)
To: [Anand Balram](#)
Cc: [Tasheema Lewis](#); [Barbara Riesberg](#); [Steve Zerkowitz](#); [Steven Jones](#); [Douglas Gonzales](#); [Raelin Storey](#)
Subject: FW: 1720 Harrison St - VIOLATION and Permitting History - B22-105657
Date: Tuesday, August 29, 2023 7:29:28 PM
Attachments: [image001.png](#)
[image002.png](#)
[image003.png](#)
[image005.png](#)
[image006.png](#)
[image004.png](#)
[image007.png](#)
[image008.png](#)
[image009.png](#)
[image010.png](#)
[image011.png](#)
[image012.png](#)
[image013.png](#)
[image014.png](#)
[image015.png](#)
[image016.png](#)
[image017.png](#)
[image018.png](#)
[image019.png](#)
[image020.png](#)
[image021.png](#)
[image022.png](#)
[image023.png](#)
[image024.png](#)
[image025.png](#)
[image026.png](#)
[image027.png](#)
[image028.png](#)
[image029.png](#)
[image030.png](#)
[image031.png](#)
[image032.png](#)
[image033.png](#)
[image034.png](#)
[image035.png](#)
[image036.png](#)
[image037.png](#)
[image038.png](#)
[image039.png](#)
[image040.png](#)

FYI

Sincerely,
Andria Wingett
Interim Director
Development Services
awingett@hollywoodfl.org

2600 Hollywood Blvd.
P.O. Box 229045, RM 422
Hollywood, FL 33022
O: 954.921.3471/6621
F: 954.921.3347



Please consider the environment before printing this email.

From: Russell Long <RLong@hollywoodfl.org>
Sent: Tuesday, August 29, 2023 7:28 PM
To: Andria Wingett <AWingett@hollywoodfl.org>
Cc: Chris Clinton <CClinton@hollywoodfl.org>; Daniel Quintana <DQUINTANA@hollywoodfl.org>
Subject: 1720 Harrison St - VIOLATION and Permitting History - B22-105657

=====

WORK WITHOUT PERMIT VIOLATION EXISTS - V22-17268
Violation was written on 12/08/22

DEMOLITION OF INTERIOR TO INCLUDE ELECTRICAL, PLUMBING, MECHANICAL , STRUCTURAL PARTITION WALL AND BATHROOMS OBTAIN A PERMIT TO AVOID ACTION.

V22-17268, Type: Permit Required; Exceptions, Version:

Case Summary: V22-17268						
Current Status:	SM Adjudication Pending			Resident Hostile:	<input type="checkbox"/>	
Current SM Status:	Candidate			NOV Date:	12/8/2022	
Violation Category:	PERMITS			Violation Letter Date:	12/11/2022	
Violation Chapter:	151.130(A)(1)			Thank You Letter	<input type="checkbox"/>	
Vio. Description at creation time	DEMOLITION OF INTERIOR TO INCLUDE ELECTRICAL, PLUMBING, MECHICAL, STRUCTURAL PARTITION WALL AND					
Violation Description:	Permit Required; Exceptions					
Violation by:	HROWAN			Initial Action:	NOTICE OF VIOLATION	
Address:	1720 HARRISON ST			Unit #:	1A	
Folio:	514215AA0010			<input type="checkbox"/> Civil Citation Warning	<input type="checkbox"/> Right of Way	
Condo Common Area:						
Owner:	BET MIDRASH OHR HA-CHAYIM HA-KADOSH INC					
Neighborhood:						
Inspector Zone:			Commission District:			CRA District:
Status History		Date	Process History		Scheduled For	Date Completed
ENTERED		12/8/2022	✓ 1st Reinspection		2/6/2023	12/8/2022
1st Reinspection		12/8/2022	✓ 2nd Reinspection		1/8/2023	1/12/2023
2nd Reinspection		1/12/2023	✓ SM Adjudication Pending		2/11/2023	1/12/2023
SM Adjudication Pending		1/12/2023				
						Fee
						N
						N




Nov 29, 2022 at 4:06:44 PM
1720 Harrison St
Hollywood FL 33020



Nov 29, 2022 at 4:06:51 PM
1720 Harrison St
Hollywood FL 33020




Nov 29, 2022 at 4:07:02 PM
1720 Harrison St
Hollywood FL 33020



Nov 29, 2022 at 4:07:11 PM
1720 Harrison St
Hollywood FL 33020




Nov 29, 2022 at 4:09:26 PM
1720 Harrison St
Hollywood FL 33020




Nov 29, 2022 at 4:11:09 PM
1720 Harrison St
Hollywood FL 33020



Nov 29, 2022 at 4:11:14 PM
1720 Harrison St
Hollywood FL 33020



Nov 29, 2022 at 4:11:17 PM
1720 Harrison St
Hollywood FL 33020



Nov 29, 2022 at 4:12:23 PM
1720 Harrison St
Hollywood FL 33020





Nov 29, 2022 at 4:13:35 PM
1720 Harrison St
Hollywood FL 33020



Nov 29, 2022 at 4:13:48 PM
1720 Harrison St
Hollywood FL 33020



Nov 29, 2022 at 4:13:54 PM
1720 Harrison St
Hollywood FL 33020



Nov 29, 2022 at 4:14:08 PM
1720 Harrison St
Hollywood FL 33020



Nov 29, 2022 at 4:14:13 PM
1720 Harrison St
Hollywood FL 33020



Nov 29, 2022 at 4:14:24 PM
1720 Harrison St
Hollywood FL 33020



Nov 29, 2022 at 4:14:42 PM
1720 Harrison St
Hollywood FL 33020



Nov 29, 2022 at 4:15:36 PM
1720 Harrison St
Hollywood FL 33020



Nov 29, 2022 at 4:15:55 PM
1720 Harrison St
Hollywood FL 33020



Nov 29, 2022 at 4:16:45 PM
1720 Harrison St
Hollywood FL 33020





PERMITTING HISTORY

1720 HARRISON ST

JOB Name- BET MIDRASH OHR HA-CHAYIM HA-KADOSH INC

Permit Number- B22-105657

Folio Number - 514215AA0010

Permit Type- ALT- INTERIOR COMMERCIAL

Description- SCHOOL BUILD OUT - REMOVE INTERIOR PARTITIONS AT 4TH FLOOR , FLOORING, TILE AND WALLS

Contractor- ATLAS CONSTRUCTION & MANAGEMENT

Phone- (P) 954-325-6547

Application Date- 12/14/2022

Issued Date- Still Under Review

Plan Review Comments -

12/14/22- Permit Clerk (CGiles)

VIOLATION EXIST – work without permit - Need Chief approval

V22-17276

V22-17268

V22-17272

V22-17274

--

12/19/22 – Mechanical (RK)

Not Approved; What is the Mechanical scope of work? Provide a mechanical plan for review.

--

12/19/22 – Landscape (FP)

interior alterations. no landscape review required.

--

12/21/2022 – Zoning (EDG)

1. If the intended use is for a school, this permit application will require PDB approval for Special Exception.

Please contact Planning and ask to speak to a planner for orientation regarding the process for Special Exception.

--

1/02/23 – Structural (EG)

107.3 FBC required details to be submitted for plan review

1) submitted application if after the fact work to be listed on application after the fact

2) plans submitted has nothing about the description of work on structural application submitted

3) architects signature is either a copy or a wet seal but either way cannot be varified to stamp in Blue Beam provide a electronic signatie on plans and a digital electronic signature affidavit form.

4) plans shall show all items that is listed on application

5) provide a Broward County Asbestos certificate for the removal of floor tile and partition wall

6) by removing a wall on floor plan showe all rooms / uses , and dimensions alsso all doorways , to the corridor /

7) provide the required response sheet

NOTE: due to NO plans submitted for the scope of work there is a possibility additional items might be requested when reviewing structural plans when they are uploaded

Ed Gastwirth egastwirth@hollywoodfl.org

--

1/04/23 – Permit Clerk (CHT)

SUBMITTED ELECTRICAL SUB PERMIT APP

--

1/11/23 – Plumbing (GD)

Please provide plan showing the plumbing scope of work described on the plumbing permit application.

--

1/15/23 – Electrical (JS)

PLANS PROVIDE DON'T SHOW ANY WORK

ELECTRICAL APP SAY REPLACE FIXTURES AND SAFE OFF ELECTRIC

PROVIDE AN ELECTRICAL PLAN

--

1/19/23 – Permit Clerk (CHT)

SUBMITTED PLANS A100-104, D001 AND SURVEY

SUBMITTED PLANS A000-005

--

1/24/23 – Utilities (LC)

Remove interior partitions at 4th floor, flooring, tile and walls as described in scope of work and depicted on plans is Not Applicable to Public Utilities plans review.

--

01/24/2023- Zoning (EDD)

This permit application will require PDB approval for Special Exception. Please contact Planning and ask to speak to a planner for orientation regarding the process for Special Exception.

--

1/29/23 – Electrical (EW)

Comments not answered from 1/15/2023

It appears certain walls were removed to make the Theater bigger and you are going to remove any open electric wiring/conduits and safe off to downstream junction box or panel.

And redo the ceiling in the theater and replace with new fixtures.

You need to submit a scope of work stating all of that on a reflected ceiling plan showing connecting new lights to existing circuits on an electrical plan as per BCBRA amendments to the 2020 Fla. Bldg. Code 107.3.4.0.8.

Please provide information below for your luminaires being installed.

Not less than 90 % of the lamps in permanently installed luminaires shall have an efficacy of at least 45 Lumens-per-watt or shall utilize lamps with an efficiency of not less than 65 lumens-per-watt as per R404.1 and C405.1 2020 FBCEC.

Provide luminaire schedule with manufacturer fixture information for fixtures being used.

--

2/13/23 – Structural (EG)

107.3 fbc

1-item 1 from previous rejected structural plan review on 1-2-23 is NOT COMPLIED

This permit application has not been corrected to state After the Fact ATF and no response sheet added to state why you should not add this comment to application when there is a violation on this property

2-item 2 is resolved

3-item 3 is from previous rejected structural plan review on 1-2-23 is PARTIALLY APPROVED The plans uploaded into blue beam

PDF 631778 Sheets 000-005

PDF 631779 Sheets A-100-104

PDF 78000 Sheets D-001

will NOT stamp approved in Blue Beam you will need to contact clerical to resolve

4-resolved

5) COMPLIED

6) resolved

7) additional comments to be submitted

a) provide a Broward County Transportation concurrency certificate

b) plans to be reviewed and approved by Broward County Environmental review certificate

c) the reason this is added now is per previous uploaded documents as listed could not identify the FULL SCOPE OF WORK.

Ed Gastwirth egastwirth@hollywoodfl.org

7) provide a response sheet when submitting your corrections to above comments

--

2/28/23 – FIRE (HM)

Fire Plan Review #1

Plans uploaded on 1-19-2023 not approved by Fire.

1 – Cite on the plans and show the use of the current codes for this permit:

Florida Fire Prevention Code (7th Ed.)

NFPA 1 (2018 Ed.)

NFPA 101 (2018 Ed.)

NFPA 72 (2016 Ed.)

NFPA 13 (2016 Ed.)

NFPA 14 (2016 Ed.)

--on page A-000 under Fire Code, FFPC-2009 edition is referenced. Correct plans

--on page A-002 under #8 Fire Protection Requirements, FFPC 2007 edition is referenced. Correct plans

--on page A-002 under #1 Interior Finishes Requirements (b.) NFPA 101:12.3.3 is referenced. The existing educational chapter is Chapter 15 of NFPA 101 (2018 Ed.) Correct plans.

2 - On page A-000 under Occupant Load, 73.1 Occupant Load is referenced. The correct section is 7.3.1. Capacity Factor references 73.3.1. The correct section is 7.3.3.1 for Egress Capacity. Correct on plans.

3 – On page A-003 titled Occupant Load Calculation, what are you trying to explain? Are you showing egress capacity? No occ load factors are given per table 7.3.1.2.

If no changes are being made to floors 1-3 reference occupant loads, then it is not necessary to show them on the plans. Only show the proposed or

existing occupant load of the area being remodeled (theater) and the 4th floor using the correct occupant load factors.

---In reference to above Page A-100 under Work to Be Performed #3 states No change to life safety plan (keep path of travel intact).

4 – Plan page A-000 under Scope of Work # 4 and 5 mentions adding two security doors @ first floor and add fencing @ first floor playground area.

Page A-104 is not clear on these items being added. More information needs to be provided. Doors and hardware must be listed on a door schedule.

Show layout of fencing and will it affect any means of egress. A sub-permit will be required for a new fence.

5 – Plans make no mention of the buildings Fire Alarm system. The pictures taken for the Violations of the work show Fire Alarm devices being removed or altered. If modifications are being made this must be stated and shown on the plans. A sub-permit application, plans, and cut sheets is required for any modifications.

6 – Plan page A-000 mentions the building has an automatic Fire Sprinkler System. Will modifications be made to the system? If no, state on plans.

If modifications will be made this must be stated and shown on plans. A sub-permit application, plans, and cut sheets is required for any modifications.

** Please submit to the Building Department along with your revision(s) a numbered response sheet addressing these comments and cloud all changes on the plans.

Further comments may follow upon the next review.

FIRE is available for phone consultation every Tuesday and Thursday (7:30am – 10:30am) via the Q-Less application. Please see the City's website: <https://www.hollywoodfl.org/328/Building>

--

3/21/23 – Permit Clerk (CY)

Submitted Transmittal for Mech, Zoning, Electrical, Structural, Plumbing, Gire with Architectural Plans: A-000 to A-104/ D-001/ RC-100 to RC-103.1

--

3/22/23 – Zoning (EDD)

PREVIOUS COMMENT:

This permit application will require PDB approval for Special Exception.

Please contact Planning and ask to speak to a planner for orientation regarding the process for Special Exception.

COMMENT ADDRESSED. APPLICANT'S RESPONSE STATES SPECIAL EXCEPTION APPLICATION SUBMITTED.

PENDING RESOLUTION.

--

3/27/23 – Mechanical (RK)

Approved, No mechanical work on this permit as per response letter dated 2/16/23 from Architect

--

4/05/23 – Plumbing (GD)

No response to plumbing on the response sheet.

Provide a plumbing plan

--

4/10/23 – Electrical (PC)

APPROVED AND STAMPED REFLECTIVE CEILING PLANS

RC-100 THROUGH RC-103.1

--

4/18/23 – Electrical (EW)

Removed extra NO from old review

Contractor - Metro Electric Service, Inc

License # - EC13002723

Contact # - (305) 945-1991

Qualifier - Samuel Namir Azuz

REPLACE FIXTURES AND SAFE OFF ELECTRIC

Floors 1 thru 4. Some receptacles on 4th floor

See plans stamped by Paul Cobb 4/10/2023

--

5/04/23 – Structural (EDD)

PREVIOUS COMMENTS:

107.3 fbc

1-item 1 from previous rejected structural plan review on 1-2-23 is NOT COMPLIED

This permit application has not been corrected to state After the Fact ATF and no response sheet added to state why you should not add this comment to application when there is a violation on this property

***COMPLIED. NOTE ADDED ON SHEET A-000

***2-item 2 is resolved

***3-item 3 is from previous rejected structural plan review on 1-2-23 is PARTIALLY APPROVED The plans uploaded into blue beam
PDF 631778 Sheets 000-005
PDF 631779 Sheets A-100-104
PDF 78000 Sheets D-001
will NOT stamp approved in Blue Beam you will need to contact clerical to resolve
***4-resolved
***5) COMPLIED
***6) resolved
Additional comments to be submitted
***a) provide a Broward County Transportation concurrency certificate
PENDING
***b) plans to be reviewed and approved by Broward County Environmental review certificate
PENDING
***c) the reason this is added now is per previous uploaded documents as listed could not identify the FULL SCOPE OF WORK.
COMPLIED
7) provide a response sheet when submitting your corrections to above comments
COMPLIED
Ed Gastwirth egastwirth@hollywoodfl.org
ediaz-delucca@hollywoodfl.org

--

5/11/23 – Permit Clerk (CHT)

SUBMITTED LETTER OF TRANSMITTAL, REVISED PLANS, ENV CERT, BC TRANSP CERT
DOCUMENTS FROM 5/11/23 REVIEW PROCESSED FOR REVIEW

--

5/20/23 – Permit Clerk (CHT)

DOCUMENTS FROM 5/11/23 REVIEW PROCESSED FOR REVIEW

--

05/22/2023 – Structural (EDD)

PREVIOUS COMMENTS:

***3-item 3 is from previous rejected structural plan review on 1-2-23 is PARTIALLY APPROVED –

The plans uploaded into blue beam

PDF 631778 Sheets 000-005

PDF 631779 Sheets A-100-104

PDF 78000 Sheets D-001

will NOT stamp approved in Blue Beam you will need to contact clerical to resolve

***a) provide a Broward County Transportation concurrency certificate -PENDING

***b) plans to be reviewed and approved by Broward County Environmental review certificate -COMPLIED

ediaz-delucca@hollywoodfl.org

--

5/22/23 – Plumbing (GD)

Provide a plumbing plan

--

6/06/23 – Permit Clerk (FJ)

correction submit for fire struc and plumbing

--

6/14/23 – Plumbing (GD)

Scope of work shows to replace plumbing fixtures. Is all the plumbing shown new work?

If only the plumbing fixtures are going to be replaced then remove all the sanitary and water piping shown, I will not be able to stamp approve work that is not going to be done or was previously done.

--

6/15/23 – Permit Clerk (CHT)

SUBMITTED LTTR OF TRNSMTTL, PLUMBING PLANS, AND ARCHITECTURAL PLANS REVISED

--

6/24/23 – FIRE (MM)

Fire Alarm Review #1 – Approved - 6/24/2023 (mm)

-- Relocate fire alarm device (strobe) in 4th floor theater

Plan pages FA-01, FA-05, FA-06, spec sheets, electronic signature affidavit, and permit application uploaded on 6/23/2023 have been stamped and approved by FIRE on 6/24/2023.

Sub-permit E23-101348, created on this date.

However, while the plan pages have been approved by FIRE, a NO was entered under sub-permit E23-101348 plan review line

to ensure that it is not issued prior to approval of master permit B22-105657. –

-- Once the master permit is approved, the NO may be changed to a YES; provided however, that scope of work remains unchanged. ---

IF scope of work is modified, additional alterations to fire alarm system may be required.

** Expedited review of \$280.00 applied on this date **

** Fire Alarm Review fee of \$160.00 applied to the sub-permit on this date **

A Plan Review line was added for Electric for review of plan pages related to fire alarm alterations uploaded on 6/23/2023.

--

6/27/23 – Electrical (EW)

Approved 6/23/23 FA drawings and specs

--

6/28/23 – FIRE (MM)

Fire Review #2 – NOT APPROVED by FIRE on 6/28/2023 (mm)

** This review is for plan pages uploaded on 6/6/2023; except when referenced otherwise, as multiple architectural pages have been submitted between 3/21/2023 & 6/15/2023.

1 – Previous comment #1 not addressed in its entirety (see comment reposted as 1a) and 1b).

1a) --Plan page A-000 under Fire Code, still references FFPC – 2009 Edition.

-- Correct plan page by removing this line in its entirety, as it conflicts with the cloud labeled delta 2, directly below it.

1b) -- Plan page A-002 under #1 Interior Finishes Requirements (b.) references NFPA 101:12.3.3. The existing educational chapter is Chapter 15 of NFPA 101 (2018 Ed.) Correct plans

--- Plan page A-002 uploaded on 3/21/2023 appears to be the very same as the previous.

-- Correct plan page A-002 and re-submit

2 - The six (6) plan pages uploaded on 5/22/2023 has 2 pages labeled as A-001. One is titled, Standard Abbreviations & Legends and the other one is titled, Site Plan & Zoning --- Further, plan page A-002 is missing.

-- Correct plan pages to reflect the correct plan page number

-- Submit plan page A-002 reflecting any required correction

3 – Plan page A-000 under Occupant Load, “Florida Fire Prevention Code -2020 Edition” is incorrect.

-- Correct plan page to read, Florida Fire Prevention Code 7th Edition.

4 - The line items outlined under the Occupant Load section on plan page A-000 that relate to the capacity of means of egress, shall each show compliance with their respective NFPA 101 code (i.e. 7.3, 15.2.3.2, 15.2.4, 15.2.5, 15.2.6)

-- Cite on plan pages

5 – Previous comment #2 was not addressed in its entirety. Plan page A-000 under Occupant Load, references 73.1

Occupant Load. The correct section is 7.3.1.

-- Correct on plan page.

6 - Plan page A-003 uploaded on 5/22/2023 – the Occupant Load tables shown on plan page A-003 does not reflect the factor used.

-- Correct plans to reflect all occupant load factors used as per Table 7.3.1.2.

7 – Does the proposed new metal fence shown on plan page A-104 (uploaded on 3/21/2023) affect any means of egress?

- NOTE: A sub-permit will be required for the new fence.

8 – Plan page A-100, Door Schedule references the location of door D-1 as, “Kids Indoor Playground”; however, the drawing reflects that the door is on the new metal fence which is closing in the area labeled as, “Kids Outdoor Playground”.

9 – With regards to the addition of door D-1, show / cite on plans compliance with NFPA 101:7.2.1 and 15.2.2.2.

-- Will this door have any access control devices?

10 – Plan page A-103 shows a clouded note labeled as delta 2 referring to the specifications for the replacement of W/C fixtures on page A-106 & A-107. However, plan pages A-106 & A-107 uploaded on 6/15/2023, are marked, “Cancelled, for reference details see sheet P-700 and P-800,” respectively.

-- Correct plan by removing that portion of the “NOTE”.

11 – Plan page A-000, Drawing Index – per the most recent upload on 6/15/2023, plan pages A-106 & A-107, are removed from the Architectural set of plan pages.

-- Correct plan page A-000 to omit reference of A-106 & A-107, Plumbing Fixture Specification.

12 – All plan pages, as well as the building permit application shall be updated / corrected to reflect the addition of a new metal fence with door on the 1st floor, as part of the description/scope of work.

-- Correct plan pages A-100 through A-103, “Work to be Performed”

13 – Plan page A-101 shows room #202 as “1st grade girls” and room #204 as “girls lunchroom”. --- Plan page A-102 shows room #307 & #312 as 2nd grade and 1st grade boys, respectively and the boys lunchroom as #310/311..

-- NFPA 101:15.2, Means of Egress Requirements – outlines the restriction of certain grade levels based on the level of exit discharge.

-- Correct plans to show compliance with NFPA 101:15.2.

--- Additionally, will all grade levels have access to Art Room #314, Music Room #320, Computer Room #302, and Specialty Class #308 and #309? --- If so, modifications shall be required to ensure compliance with NFPA 101:15.2.

14 - Once master plan is approved, a CA shall be given by FIRE pending submission of a sub-permit application, shop drawings, cut sheets for each of the following:

-- Fence (see plan page A-100)

-- Fire Alarm (previously reviewed and approved by FIRE; however, modifications may be required if changes are made that affect the fire alarm system. (NOTE: in the future, fire alarm shop drawings shall not be reviewed until master permit is approved)

15 - Must submit the following to the Building Department along with your revision(s):

-- a numbered response sheet addressing these comments, showing my comments in black text and your responses in red text

-- Cloud changes on plan pages

** NOTE: a detailed response sheet facilitates and expedites the review process

-- Further comments may follow upon the next review.

*** FIRE is available for phone consultation every Tuesday and Thursday (7:30am – 10:30am) via the Q-Less application. Please see the City's website: <https://www.hollywoodfl.org/328/Building> ***

--

6/28/23 – Structural (FN)

Revisions have been approved.

--

7/10/23 – Permit Clerk (MB)

Submitted Transmittal, Response Letter, Sub-Application and Architectural Plans(10 pages) for FIRE review.

--

7/11/23 – FIRE (MM)

Fire Review #3 - NOT APPROVED by FIRE on 7/11/2023 (mm)

1 – Plan page A-000, Occupant Load, shows “Florida Fire Prevention NFPA 101 7th Edition (2018).” This is incorrect.

-- Correct plan page to read, Florida Fire Prevention Code, 7th Edition, NFPA 101, 2018 Edition.

2 – Plan page A-000 under General Notes # 2 – It is unclear to me, what you mean by the cloud labeled, Delta 1 “Hollywood Public” Department

-- What department are you referring to? --- Clarify and correct plans

3 – Plan page A-103, NOTES under “Plumbing Fixture Schedule” are conflicting as they state,

-- “No Plumbing Work Required”

-- “Work to be performed by Licensing Plumbing contractor only to FBC 2020 standards

-- Additionally, plan page A-000, Drawing Index shows P-001 and P-002 as canceled.

--- Clarify and correct plan pages.

4 – Plan pages A-100 through A-103, under Work to be Performed, #2 states, Demolition (4th floor only).

--- Further, the NOTES right below the list of “Work to be Performed” states, “No changes in this floor.”

--- However, the drawing on plan page A-101 shows a wall being removed from the mechanical room.

-- Clarify and correct on ALL plan pages that reflect this information.

5 – The Occupant Load Factor tables shown on plan page A-003 shall reflect the factor used for each area (i.e., Classrooms, Offices, Storage rooms).

--- You shall specifically show on plans the area in (SF), the factor used (as per Table 7.3.1.2), and the occupancy load (based on the math / calculations).

-- Correct all occupant loads tables on plan pages

6 – Plan page A-003 – The Occupant Load Factor tables do not match the drawings as shown on same page (i.e., room 102 is shown as a kindergarten class on the table,

but as the prayer room on the drawing, room 104 shows 668 SF on the table, but 658 SF on the drawing, room 211 shows 912 SF on the table, but 754 SF on the drawing, etc.)

****NOTE:** The discrepancies between the Occ Load Tables and the drawings may not be limited to these areas. EOR shall review all areas, on all floors.

-- Clarify and correct plan page to show that the occupant load tables and drawings match for each room / floor.

7 – Plan page A-003, The Occupant Load Factor tables shall reflect all areas. --- I don’t see the storage and janitor’s room shown in Drawing 1.

--- Also, every space must be labeled to show the use of the room and its room number. --- What is the room number for the space labeled as Storage / Janitor’s Room?

-- Clarify and correct on plan pages

8 – Provide a “Life Safety Floor Plan” showing at least the following:

-- Emergency exits

-- Travel distances to Exits

-- Common paths of travel

-- Exit and/or emergency lighting

-- Fire extinguisher types and placements

-- Layout of Furniture

9 – Plan Page A-003, Drawing 1 – Site Plan shows a metal picket fence around playground. --- Is this an existing metal fence?

--- Is this an existing playground? --- Is this part of the scope of work? --- Will this playground be used by the school? --- Isn’t that area under construction?

10 – Plan pages A-100 shows that you are NOT installing the metal fence enclosing the newly proposed kids’ outdoor playground.

-- Show on plans how you propose to keep the children protected from exterior hazards (i.e., vehicular traffic)

11 – Plan page A-103 – shows an open room with multiple room numbers (i.e., 403, 405, 408, & 413).

However, the Occupant Load Table shown on plan page A-003 shows this space as room 409/Theatre. --- Is this truly an open space?

--- If so, the Occupant Load for the room shall be calculated using the SF of the entire open space.

--- If not, the plan page shall show partition, walls, etc.

12 – An Emergency Action Plan shall be submitted for review and approval as per NFPA 101:15.7.1 and NFPA 101:4.8.

13 – Cite on plan pages compliance with NFPA 101:15.7.4 titled, Furnishings and Decorations and NFPA 101:10.3.1

14 – As a result of all the modifications to the architectural pages, the fire alarm plan pages previously approved must now be updated to match the architectural pages.

Fire Alarm sub-contractor shall submit revisions AFTER the architectural pages have been approved. --- All previously stamped and approved fire alarm plan pages have been voided.

15 — Plan page A-101 shows that the girl's lunchroom (204) is located on the 2nd floor.

--- Plan pages A-102 shows the music room (320), art room (314), computer room (302), and boy's lunchroom (310/311) are on the 3rd floor.

--- Plan page A-103 shows the theatre (409) on the 4th floor. --- As such, please clarify the following:

-- Where do the Pre-K, Kindergarten, and 1st grade girls eat lunch?

-- Are the Pre-K, Kindergarten, and 1st grade students excluded from music, art, computer classes, and events in the theater?

-- Where do the Pre-K, Kindergarten, 1st grade, and 2nd grade boys eat lunch?

16 – Cite on plans compliance with NFPA 101:4.7 titled, Fire Drills.

-- Show on plan the predetermined location for Fire Drills, as per NFPA 101:4.7.5 titled, Relocation Area

17 - Must submit the following to the Building Department along with your revision(s):

-- a numbered response sheet addressing these comments, showing my comments in black text and your responses in red text

-- Cloud changes on plan pages

** NOTE: a detailed response sheet facilitates and expedited the review process

Further comments may follow upon the next review.

FIRE is available for phone consultation every Tuesday and Thursday (7:30am – 10:30am) via the Q-Less application.

Please see the City's website: <https://www.hollywoodfl.org/328/Building>.

--

7/19/23 – Permit Clerk (CHT)

SUBMITTED LTTR OF TRNSMTTL, REVISED PLANS, RESPONSE LTTR

--

07/26/2023 – Zoning (EDD)

PREVIOUS COMMENT:

This permit application will require PDB approval for Special Exception. Please contact Planning and ask to speak to a planner for orientation regarding the process for Special Exception.

COMMENT ADDRESSED. APPLICANT'S RESPONSE STATES SPECIAL EXCEPTION APPLICATION SUBMITTED. PENDING RESOLUTION.

NEW COMMENT:

1) Special Exception approval pending.

--

7/27/23 – FIRE (MM)

Fire Review #4 - NOT APPROVED by FIRE on 7/27/2023 (mm)

1 – Previous comment #4 stated, Plan pages A-100 through A-103, under Work to be Performed, #2 states, Demolition (4th floor only). ---

Further, the NOTES right below the list of "Work to be Performed" states, "No changes in this floor." -

-- However, the drawing on plan page A-101 shows a wall being removed from the mechanical room.

-- Your response states that the wall was removed prior to this permit by previous owner. Was the removal of this wall permitted?

If not, the legal change to reflect that the wall is/was removed, must be done by way of this permit.

Upon purchase of a property, the onus to correct any work without permits falls on the new owner.

As it is, the scope of work under this permit is to legalize work performed without a permit.

-- Clarify and correct on ALL plan pages to reflect this change as part of the scope of work.

NOTE: Previous comment #6 addressed discrepancies between the Occ Load tables and the drawings on plan page A-003.

The following comments #2 through #5 and their sub-comments refer to plan page A-003 and the discrepancies between the Occ Load table and drawing for each floor.

2 – Plan page A-003 - 1st floor Occ Load Table and the drawing of the 1st floor.

2a --- Room 102 is listed on the Occ Load Table as Kindergarten classroom; however, on the drawing this room is labeled "Prayer Room".

2b --- Room 103 is listed on the Occ Load Table as Kindergarten classroom; however, on the drawing this room is labeled "Kids Indoor Playground".

2c --- Room 108 is listed on the Occ Load Table as 1st grade classroom; however, on the drawing this room is labeled "Toddler classroom".

2d --- Room 109 is listed on the Occ Load Table as 1st grade classroom; however, on the drawing this room is labeled "Pre-Nursery".

2e --- Room 111 is listed on the Occ Load Table as 1st grade classroom; however, on the drawing this room is labeled "Nursery".

2f --- Room 112 is listed on the Occ Load Table as 1st grade classroom; however, on the drawing this room is labeled "Pre-K Classroom".

2g --- Office 110 is not listed on the Occ Load table.

2h --- Reception 101 is not listed on the Occ Load table.

2i --- Room 105 A is listed on the Occ Load table as "storage"; however, this space is not labeled on the drawing.

2j --- The drawing shows a room just south of room 105A labeled, Storage / Janitor's Room that is not shown on the Occ Load Table

2k --- Plan page A-003, 1st floor Occ Load table does not show the factor used for Office 107, or Clinic 106. ---- Cite factor on Occ Load table on plan page A-003.

2l --- Plan page A-003 1st floor Occ Load Table does not show the factor or occupant load for storage room 105A.

2m --- the 1st floor drawing on plan page A-003 shows a space / room in between storage room 105A and kindergarten classroom 105. ---- Show on plans the intended use for this space / room

---Clarify and correct these discrepancies

3 --- Plan page A-003 – 2nd floor Occ Load Table and the drawing of the 2nd floor.

3a --- Room 204 is listed as the Multi-purpose room; however, on the drawing this room is labeled "2nd grade girls lunchroom".

3b --- The factor / occupant load for the Administration room listed on the 2nd floor Occ Load Table is incorrect. -- Correct factor and calculation.

3c --- The Food Service Area is not listed on the Occ Load table.

3d --- Office 206 is not listed on the Occ Load table.

3e --- The "reception" area just outside of the administration office is not listed on the Occ Load table.

3f --- Room 207 is listed as a 2nd grade classroom on the 2nd floor Occ Load table; however, on the drawing this room is labeled "3rd grade girls".

3g --- Room 208 is listed as a 2nd grade classroom on the 2nd Occ Load table; however, on the drawing this room is labeled "4th grade girls".

3h --- Room 211 is listed as a 2nd grade classroom on the 2nd Occ Load table; however, on the drawing this room is labeled "5th grade girls".

3i--- The Occ load table lists one mechanical room at 52 SF, the drawing shows two mechanical rooms.

3j --- the 2nd floor Occ Load table does not show the factor used for Conference Room 208A.

3k --- the 2nd floor Occ Load table does not show the factor used for Principals Office 208D.

---Clarify and correct these discrepancies

4 --- Plan page A-003 – 3rd floor Occ Load Table and the drawing of the 3rd floor.

4a --- The 6,992 total SF shown for the 3rd floor Occ Load Table is not correct. -- Recalculate the sum of the SF for the 3rd floor area and correct on plan page.

4b --- The total of 291 for the Occ Load shown for the 3rd floor Occ Load Table is not correct. --Recalculate the sum of the Occupant Load for the 3rd floor and correct on plan page.

4c --- The drawing on plan page A-003 reflects rooms 310/311 as the 3rd grade and up boys' lunchroom; however, the Occ Load table lists these as separate 3rd grade classrooms.

-- Will this space be used as a lunchroom and classrooms? -- Will this space / room have partitions to create two separate classrooms? -- If so, you must show partition on plans.

--- The factor used for this space / lunchroom is incorrect. Per Table 7.3.1.2 this space must be calculated as Assembly Use.

4d --- Rooms 305 and 313 are listed as a Book Storage on the 3rd floor Occ Load table; however, on the drawing this room is labeled "5th grade girls".

-- Clarify and correct on plans, to include showing the appropriate Occ load per Table 7.3.1.2.

4e --- Rooms 315 is listed as a Book Storage on the 3rd floor Occ Load table; however, on the drawing this room is labeled "Handicap W/C".

-- Clarify and correct on plans, to include showing the appropriate Occ load per Table 7.3.1.2.

4f --- The drawing on plan page A-003 fails to reflect that room 307 is the library.

-- Label room as "Library".

---Clarify and correct these discrepancies

5 --- Plan page A-003 – 4th floor Occ Load Table and the drawing of the 4th floor.

5a --- Room 402 is listed as a 4th grade classroom on the 4th floor Occ Load table; however, on the drawing room 402 is shown twice. The first reference to room 402 is labeled as "6th grade boys" and the second reference to room 402 space is labeled as 8th grade boys.

5b -- Room 404 is listed on the Occ Load Table as 4th grade classroom; however, on the drawing this room is labeled "6th grade girls".

5c -- Room 416 is listed on the Occ Load Table as 4th grade classroom; however, on the drawing this room is labeled "8th grade girls".

5d ---Faculty Room 401 shown on the drawing is not shown on the 4th floor occ load table.

5e --- What is the space shown on drawing labeled as room 420 to be used for?

5f --- Room 415, Janitor's room is not listed on the 4th floor Occ Load table.

5g --- The 4th floor Occ Load table lists one mechanical room at 52 SF; however, the drawing shows multiple mechanical rooms.

5h --- Room 407 is listed on the Occ Load Table as 5th grade classroom; however, on the drawing this room is labeled "7th grade boys".

5i --- Room 412 is listed on the Occ Load Table as 5th grade classroom; however, on the drawing this room is labeled "7th grade girls".

5j --- The 4th floor Occ Load table lists room 410 without any reference to its use; however, the drawing reflects this room to be a

“handicap bath”.

If so, this room does not have to be listed on the Occ Load table.

---Clarify and correct these discrepancies

6 – Plan Page A-000 Drawing Index refers to Life Safety pages LS-100 through LS-104; however, I do not see a plan page numbered, LS-104.

-- Clarify and correct on plan page.

7 – Plan Page A-000 Occupant Load information does not match the occupant load information as outlined throughout other plan pages (i.e., A-003, A100, A101, A-102, A-103).

– Be sure to review and correct this section in its entirety.

-- Clarify and correct plan pages.

8 – Plan page A-000, Zoning Information states the new owner intends to use the space as a private school for young adolescents in primary and secondary age and house of prayer.

However, plan pages throughout reference Pre-Nursery, Nursery, Toddlers, and Pre-K.

– Is this intended to be a Daycare Occupancy on the 1st floor and an Educational Occupancy on floors 2 through 4?

If so, please be advised that this permit would require a change of occupancy as part of the scope of work for the 1st floor.

-- Clarify and correct plan pages. -- Cite on plan pages the age range of the students.

9 – Drawings on plan pages A-003, A-100, A-101, A-102, A-103, LS-100, LS-101, LS-102, and LS-103 show areas labeled as “excluded from building”;

however, they appear to be accessible from the interior of this space.

-- Clarify what you mean by “excluded from building” and correct on plan pages.

10 – Plan pages LS-100 through LS-103 show the center east and west stairs (labeled “excluded from building”) as a means of egress. ---

Recent pictures of the space reflect that these doors have signage posted that reads, “NOT AN EXIT”

and are locked via maglock devices (possibly unpermitted) (see pics attached to this permit record).

- Clarify and correct on plan pages

-- If the center east and center west doors are not designated means of egress, you must show on the plan pages that the SE and SW stairs (as the only two means of egress) comply with NFPA 101:7.5.1.3, titled, Remoteness.

-- Clarify and correct on plan page

11 – Plan pages A101 through A-103 and LS-100 through LS-103 show a trash room by the center east stairs. – Is this a trash room or is there a trash chute in the stair landing?

-- Is this area Sprinklered? -- Is the trash chute sprinklered?

-- Clarify and correct on plans

12 – Plan pages A101 through A-103 and LS-100 through LS-103 show a mechanical room by the center west stairs, in front of the elevators.

– If the common path of travel must traverse through the mechanical room, you must cite and show on plans compliance with NFPA 101:7.13

-- Clarify and correct on plans

13 – Plan pages A-003, A-100, and LS-100 fail to show the door (on the 1st floor) that leads from the east stairwell directly to the south exterior side of the building.

– Additionally, your drawing shows two doors leading to the east stairwell; however, based on our knowledge of this building, the “existing 8” wall with a door,” as shown on the plans does not exist.

**** NOTE:** Upon entering through the door just to the right (west) of the main lobby, you are in the stairwell.

--- Clarify and correct plans

14 – Plan pages A-003, A-100, and LS-100 show a door on the east side of the main lobby that (based on our knowledge of the property) does not exist. ---

Additionally, plan page LS-100 shows this door as part of the common path of travel to access the means of egress through the buildings’ main lobby. --- This is not possible as that door does not exist.

-- Clarify and correct on plan pages.

15 – Plan page A-003 - The two clouded notes labeled delta 3, directly under the drawing of the 3rd and 4th floor occupant loads, is incorrect. Table 7.3.1.2 is not in Chapter 15.

– Additionally, your calculation in that note is confusing. --- Clarify and correct accordingly.

16 – The plan pages fail to reflect the location of the Knox Box. To our knowledge, there is a Knox Box (specifically to access floors 1-4) by the school’s proposed main entrance, on the west side of the property.

-- Show Knox Box on plan pages.

17 – Cite and show on plan pages compliance with NFPA 101, Table 6.1.14.4.1(a) titled, Required Separation of Occupancies.

18 – Plan page A-006 still reflects the metal picket fence around playground. Again, I believe this area is the neighboring lot that is under construction.

– Clarify and correct on plans.

19 – Plan page LS-101 shows an exit sign in room 204 that does not show the directional chevrons shaded.

– Clarify and correct on plans.

20 – Previous comment #10 was not addressed. --- Plan pages A-100 shows that you are NOT installing the metal fence enclosing the newly proposed kids’ outdoor playground.

– You must cite / show on plans how you propose to keep the children protected from exterior hazards (i.e., vehicular traffic)

21 – Plan page A-103, Room 409, Theater / Gymnasium is missing a door on the west side of the room. Based on our knowledge of the

space, this area has 6 exits.

-- Clarify and correct on plan page.

22 – The sprinkler piping in Room 409, Theater / Gymnasium is exposed. Considering the proposed use of this space, how do you plan to protect the fire protection piping?

-- Clarify and show on plans.

23 – Previous comment #12 was not addressed. (#12) — An Emergency Action Plan shall be submitted for review and approval as per NFPA 101:15.7.1 and NFPA 101:4.8.

-- Acknowledge this requirement on your response sheet

-- Submit for review and approval

24 – Previous comment #15 was not addressed. (#15) — Plan page A-101 shows that the girl's lunchroom (204) is located on the 2nd floor.

Plan pages A-102 shows the music room (320), art room (314), computer room (302), and boy's lunchroom (310/311) are on the 3rd floor.

Plan page A-103 shows the theatre (409) on the 4th floor. --- As such, please clarify the following:

-- Where do the Pre-K, Kindergarten, and 1st grade girls eat lunch?

-- Are the Pre-K, Kindergarten, and 1st grade students excluded from music, art, computer classes, and events in the theater / gymnasium?

-- Where do the Pre-K, Kindergarten, 1st grade, and 2nd grade boys eat lunch?

**** YOU MUST RESPOND TO EACH OF THESE QUESTIONS ****

25 – Previous comment #16 was not addressed in its entirety. While I note that you cite on plans, compliance with NFPA 101:4.7 titled, Fire Drills, you must

— SHOW ON PLAN PAGES the predetermined location for Fire Drills, as per NFPA 101:4.7.5 titled, Relocation Area.

26 - How do you propose to activate the Fire Alarm system to conduct Fire Drills without it affecting the remainder of the building?

-- Clarify and cite on plan pages.

27 – Plan page A-104 – clarify on plan page that the cloud labeled delta 3 is for the removal of the previously proposed fence/gate around the perimeter of the kid's outdoor playground.

28 – Plan pages LS-100 through LS-103 fail to clearly outline the distance for each common path of travel.

29 – Plan pages LS-100 through LS-103 show the typical symbol for an exit light; however, the reference/note under Legend states it is an Exit sign and Emergency Light.

– Is this device a combo light?

-- Clarify and correct on plans.

**** NOTE: Emergency lighting shall be provided per NFPA 101, Chapter 15 and Section 7.9.**

30 – Plan pages uploaded on 7/19/2023 were locked. You must ensure that all future submissions of plan pages are unlocked.

31 – Due to the significant number of discrepancies between the information and drawings provided on these plan pages versus the actual building layout,

it is recommended that the EOR conduct a walk-through of the property prior to re-submitting plans.

32 – Once master plan pages are approved, a conditionally approval will be given by FIRE for the following:

-- Fire Alarm Alterations (previously approved; however, modifications to plans are required.)

-- Low Voltage (see reference to card reader w/ DPS, Maglock and REX on life safety pages LS-100 – LS-103.)

33 - You must submit the following to the Building Department along with your revision(s):

-- a numbered response sheet addressing these comments, showing my comments in black text and your responses in red text

-- Cloud changes on plan pages

**** NOTE: a detailed response sheet facilitates and expedites the review process**

Further comments may follow upon the next review.

FIRE is available for phone consultation every Tuesday and Thursday (7:30am – 10:30am) via the Q-Less application.

Please see the City's website: <https://www.hollywoodfl.org/328/Building>.

-- To avoid further delays and costs, I encourage the EOR to take advantage of the phone consultations as outlined above, to discuss these comments in detail.

**** Expedited Review fee of \$375.00 applied on this date ****

8/16/23 – Permit Clerk (CG)

**Plans for Corrections for Structural, Zoning and Fire
Architectural Plans**

A-000/A-001/A002/A003/A003.1

A004/A005/A006/A100/A101/A102/A103

A-104/ D100

Life Safety plans LS100-104

RC100-103

--

8/17/23 – Structural (EG)

COMMENT: REVISION INDICATES A METAL FENCE TO BE ADDED TO THE PLAYGROUND A SEPARATE SUB PERMIT APPLICATION AND PLANS WILL BE REQUIRED
ED GASTWIRTH STRUCTURAL PLAN REVIEWER 8-17-23

CA , Conditionally approved 8-17-23

1) application uploaded is incomplete -

section 1 lists commercial type / this is a charter school shall be identified as Institutional

2) application description of work on section 1 has a fence listed .

This rev 5 decorative metal fence at playground area requires a separate sub permit application and shop drawings with a plan for the true location

I created a sub permit and when submitting the sub application list the sub permit # B23-105489

3) A Railing detail has been submitted / this too will require a sub permit application

the created sub permit number is B23-105490

4) stamped approved revised architectural plans

5) voided all previous architectural plans that were replaced by the most recent architectural plans uploaded on 8-16-23

Ed Gastwirth

structural plan reviewer

--

8/18/23 – FIRE (MM)

Fire Review #5 – plans uploaded 8/16/2023 NOT APPROVED by FIRE

1 – Plan page A-000, under Scope of Work, line item #10 states, “The Fence has on” .

--- This is unclear. --- Clarify and correct plan page.

2 – Plan page A-000, under Occupant Load, Common Path of Travel 100’ references code section 15.2.6. this is incorrect,

-- Correct plan page to reference, NFPA 101:15.2.5.3.1

3 – Plan page A-000, under Occupant Load, you reference “Travel Distance to Exit” at 150’. This is correct for an un-sprinklered building.

However, since floors 1 through 4 are protected by an automatic fire sprinkler system, you may want to reference section 15.2.6.3, which states 200’

-- Clarify on plan page.

4 – Plan page A-000, under Occupant Load, correct ALL Capacity Factors to read as 0.3 (not 3). --- Additionally, your calculations for the 1st, 3rd and 4th floor are incorrect.

-- Correct entire section to reflect the correct factor and ensure your math is correct.

5 – Plan page A-000, under Zoning Information, the addition of the language clouded as delta (5) reads, “Primary, Secondary, Kindergarten 5 and 6 age only, 1st grade to 12th grade.” --- This is confusing.

-- Primary typically goes from 1st to 5th or 6th grade (ages 6 – 11), Secondary may be divided into lower secondary, which typically goes from 6th or 7th to 8th grade (ages 12-14)

and upper secondary which goes from 9th to 12th grade (ages 15 – 18).

-- Plan pages reflect a student body through to 8th grade.

-- Clarify and correct this section to clearly outline the grades, followed by the age group for the proposed student body.

6 – Previous comment #1 from Fire Review #1 still not addressed to satisfaction. Plan page A-002 under #8 Fire Protection Requirements, shall reference the Life Safety Code, NFPA 101, 2018 Edition.

-- Correct plan page.

7 – Why are the SE and SW stairs shown as “excluded from building” if this is the exclusive means of egress for the school (floors 1 – 4)?

-- Clarify and correct on plan pages throughout set of plans.

8 – Plan page A-003, occupant loads must be calculated and shown for ALL areas, to include storage rooms, janitor’s room, reception areas, mechanical room, food service area, etc. – Do not cite as “NA” .

-- Clarify and correct plan pages

9 – Plan page A-003, 2nd floor Occ. Load is missing the janitor’s room #317 and the mechanical room just south of the faculty room #301, from the Occ Load Table.

-- Correct plan page to include all areas and update your Occ. Load calculation.

10 – Remove the reference of “students” to the total Occ Loads for each space. The result of the SF divided by the factor per Table 7.3.1.2 is the total number of allowable occupants for that space.

That includes student, staff, etc.

-- Cite on plan pages the total occupant load for EACH floor as well as a total for floors 1 through 4.

11 – Plan page A-003, the drawing for the 4th floor was corrected to reflect the missing door on the SW side of Gymnasium #409. --- However, the door is shown to swing inward. Based on our knowledge of the space, the door swings in the direction of egress.

-- Correct to show door swinging in the direction of egress.

12 – Plan page A-100, Work to be Performed on 1st floor, line item #3 refers to an existing kids' outdoor playground. – Is this an "existing" playground or is it a proposed outdoor playground?

-- Clarify and correct, if appropriate.

13 – Plan page A-104, references the door schedule; however, the door schedule shown on plan page A-100 continues to be labeled as "door cancelled".

-- Correct plan page to include a detailed door schedule.

14 – Plan page A-105 titled, "south and east elevation" shown on plan page A-000, is missing.

-- Submit plan page A-105

15 – Plan page RC-100 – The floor layout of the 1st floor does not match the drawing/layout as shown for the 1st floor on the architectural pages.

-- Clarify and correct plan page

16 – Plan page RC-102 – The floor layout of the 3rd floor does not match the drawing/layout as shown for the 3rd floor on the architectural pages.

-- Clarify and correct plan page

17 – Plan page RC-103 – The floor layout of the 4th floor does not match the drawing/layout as shown for the 4th floor on the architectural pages.

-- Clarify and correct plan page

18 – Place pages RC 100 – RC 103 note clouded as delta (1) states that there aren't any changes to ceiling. – However, NOTE: on bottom of page mentions, "new grid system equal to prelude Armstrong square lay-in for 15/16' exposed "T" system hot dipped galvanized white face panel".

-- Is the grid being replaced? -- Will acoustical ceiling tiles be installed?

19 – Plan page RC-103 refers to plan page RC-103.1 for new receptacles & lighting plan; however, I do not see that plan page RC-103.1 was submitted.

-- Submit plan page RC-103.1 for review/approval.

NOTE: I do not see that the requested response sheet was submitted along with this revision, as such, the following items were comments from the previous review that are still unclear.

-- Please note that future reviews will NOT be conducted if the response sheet is not provided, as requested.

20 – Previous comment not addressed. -- Show on the plan pages that the SE and SW stairs (as the only two means of egress) comply with NFPA 101:7.5.1.3, titled, Remoteness.

21 – Previous comment not addressed. -- Cite and show on plan pages compliance with NFPA 101, Table 6.1.14.4.1(a) titled, Required Separation of Occupancies.

22 – Previous comment not addressed. --- The sprinkler piping in Room 409, Theater / Gymnasium is exposed.

Considering the proposed use of this space, how do you plan to protect the fire protection piping?

-- Clarify and show on plans.

23 – Previous comment was not addressed. -- An Emergency Action Plan shall be submitted for review and approval as per NFPA 101:15.7.1 and NFPA 101:4.8.

-- Acknowledge this requirement on your response sheet

-- Submit for review and approval

24 – Previous comment was not addressed. -- Plan page A-101 shows that the girl's lunchroom (204) is located on the 2nd floor. –

-- Plan pages A-102 shows the art room (314), and boy's lunchroom (310) are on the 3rd floor.

--- Plan page A-103 shows the gymnasium (409) on the 4th floor. --- As such, please clarify the following:

-- Where will the kindergarten and 1st grade girls eat lunch?

-- Are the Kindergarten, 1st, and 2nd grade students excluded from art and events in the gymnasium?

-- Where will the kindergarten, 1st grade, and 2nd grade boys eat lunch?

**** YOU MUST RESPOND TO EACH OF THESE QUESTIONS ****

25 - How do you propose to activate the Fire Alarm system to conduct Fire Drills without it affecting the remainder of the building?

-- Clarify and cite on plan pages.

26 --Emergency lighting shall be provided per NFPA 101, Chapter 15 and Section 7.9.

-- Show compliance on plan pages.

27 – Once master plan pages are approved, a conditionally approval will be given by FIRE for the following:

-- Fire Alarm Alterations (previously approved; however, field inspector to verify if additional modifications to plans are required.)

-- Low Voltage (see reference to card reader w/ DPS, Maglock and REX on life safety pages LS-100 – LS-103.)

28 – YOU MUST SUBMIT the following to the Building Department along with your revision(s):

-- a numbered response sheet addressing these comments, showing my comments in black text and your responses in red text

-- Cloud changes on plan pages

**** NOTE: a detailed response sheet facilitates and expedites the review process**

Further comments may follow upon the next review.

FIRE is available for phone consultation every Tuesday and Thursday (7:30am – 10:30am) via the Q-Less application.

Please see the City's website: <https://www.hollywoodfl.org/328/Building>.

**** Expedited Review fee of \$280.00 applied on this date ****

Permit No:	B22-105657	No. of Floors:	1	No. of Units:	1	Master Permit
Status:	APPLIED	Job Name:	BET MIDRASH OHR HA-CHAYIM H			
Appl. Date:	12/14/2022	Address:	1720 HARRISON ST			
Applicant:	CONTRACTOR	Contractor:	ATLAS CONSTRUCTION & MANAGEMENT			
Discipline:	STRUCTUR	Owner:	BET MIDRASH OHR HA-CHAYIM HA-KADOSH INC			
Folio:	514215AA0010	Permit Type:	ALT- INTERIOR COMMERCIAL			
Condo:						
Description:	SCHOOL BUILD OUT - REMOVE INTERIOR PARTITIONS AT 4TH FLOOR , FLOORING, TILE AND WALLS					
Alerts:	ADDRESS: Lock:- Date: 11/9/2007 Description: Mech,electric and plumbing permits pulled.Need cgc for frame walls. ADDRESS: Warning:- Date: 6/14/2022 Description: EXPIRED PERMIT ADDRESS: Warning:- Date: 12/8/2022 Description: WORK WITHOUT PERMIT VIOLATION EXISTS - V22-17268					

or: B22-105657

?

×

Master Permits				Sub Permits					
	Number	Street No.	D	Street Name		Number	Status	Type	Sub Type
					▶	B23-105489	CREATED	STRU-SUB	FENCEMA
						B23-105490	CREATED	STRU-SUB	RAIL
						E23-100122	CREATED	ELEC-SUB	ELECTRIC
						E23-101348	CREATED	ELEC-SUB	FIREALA
						P23-100821	CREATED	PLUM-SUB	PLUMBW

B22-105657 , ALT- INTERIOR COMMERCIAL

?

Next?	Plans		
	Plan Description	Date Ad	
?	TRANSMITTAL	12/14/2022	
✓	SURVEY	12/14/2022	
	PLAN A-001	12/14/2022	
	PLAN A-000	12/14/2022	
	PLUMBING SUB APP	12/14/2022	
	BUILDING APP	12/14/2022	
	Permit app - ELECTRICAL	01/04/2023	
	Letter of Transmittal- ELECTRICAL	01/04/2023	
	A000-005	01/19/2023	
	A100-104	01/19/2023	
	1720 Harrison St D-001	01/19/2023	
	1720 Harrison St-Survey	01/19/2023	
	ARCHITECTURAL PLANS A-000-A-104	03/21/2023	
	B22-105657 - Response Letter	03/21/2023	
	REFLECTED CEILING PLANS - RC100-RC103.1	03/21/2023	
	TRANSMITTAL LETTER	03/21/2023	
	PLUMBING PLANS	05/20/2023	
	ENV CERT	05/20/2023	
	BC TRANSP CERT	05/20/2023	
	ARCH PLANS 5_11_2023	05/20/2023	

ARCHITECTURAL PLANS - A100 A101 A102 A103 A104	05/22/2023
	05/22/2023
ARCH A000 A001 A001 A002 A003 A004 A005 UNLOCKED	05/22/2023
D-001 DRAWING DEMO 4TH FLOOR - UNLOCKED	05/22/2023
ARCHITECTURAL PLANS	06/06/2023
PLUMBING PLANS	06/06/2023
Transmittal Letter	06/06/2023
B22105657 TRANSMITTAL LETTER	06/15/2023
ARCHITECTURAL PLANS REVISED	06/15/2023
PLUMBING PLANS REVISED	06/15/2023
1720 Harrison StFA02 FIRST FLOOR Signed	06/23/2023
02 RPS FCPS24S6 (1)	06/23/2023
01 Notifier.FACP.AM2020 (1)	06/23/2023
1720 Harrison StFA01 COVER Signed	06/23/2023
04 SRL data sheet (1)	06/23/2023
1720 Harrison StFA03 SECOND FLOOR Signed (1)	06/23/2023
BCPA	06/23/2023
1720 Harrison StFA04 THIRD FLOOR Signed (1)	06/23/2023
1720 Harrison StFA05 FOURTH FLOOR Signed (1)	06/23/2023
1720 Harrison StFA06 RISER Signed (1)	06/23/2023
1720 Harrison StFA07 CALC Signed (1)	06/23/2023
Letter of Transmittal (1)	06/23/2023
ELECTRICAL AFFIDAVIT	06/23/2023
APPLICATION	06/23/2023
03 SPSRL data sheet (1)	06/23/2023
Transmittal Letter B22105657	07/10/2023
RESPOND LETTER for FIRE	07/10/2023
STRUCTURAL SUBAPPLICATION CGC1512320 \$36000	07/10/2023
ARCHITECTURAL PLANS 10pgs Rev.6.29.23 Signed Sealed on 7.06.23	07/10/2023
PLANS FIRE FLAT 7192023	07/19/2023
FIRE ResponSe Letter 7182023	07/19/2023
Transmittal Letter B22105657	07/19/2023
CORRECTIONS LS Plans	08/16/2023
CORRECTIONS Architectural Plans	08/16/2023
CORRECTIONS Transmittal Letter	08/16/2023
CORRECTIONS RC Plans	08/16/2023

B22-105657 , ALT- INTERIOR COMMERCIAL

Assigned Reviews					
VED?	Review	Approved	Status Date	Reviewer	Discipline
CA	FIRE BUREAU-PLAN REVIEW	NO	2/28/2023	HMONTELLANI...	FIRE
	BLDG-MECHANICAL-PLAN REVIEW	YES	3/27/2023	RKRAMER	MECHANIC
	BLDG-MECHANICAL-PLAN REVIEW	YES	3/27/2023	RKRAMER	MECHANIC
	BLDG-ELECTRICAL-PLAN REVIEW	YES	4/10/2023	PCOBB	ELECTRIC
	BLDG-ELECTRICAL-PLAN REVIEW	YES	4/10/2023	PCOBB	ELECTRIC
	DOCUMENT-ELECTRICAL	YES	4/18/2023	EWEIDLICH	ELECTRIC
	BLDG-STRUCTURAL-PLAN REVIEW	CA	5/22/2023	EDIAZ-DELUCCA	STRUCTUR
	BLDG-STRUCTURAL-PLAN REVIEW	CA	5/22/2023	EDIAZ-DELUCCA	STRUCTUR
	BLDG-STRUCTURAL-PLAN REVIEW	CA	5/22/2023	EDIAZ-DELUCCA	STRUCTUR

BLDG-STRUCTURAL-PLAN REVIEW	CA	5/22/2023	EDIAZ-DELUCCA	STRUCTUR
LANDSCAPE REVIEW	NA	6/15/2023	CHTHOMAS	LANDSCAPE
BLDG-PLUMBING-PLAN REVIEW	YES	6/22/2023	GDIAZ	PLUMBING
BLDG-PLUMBING-PLAN REVIEW	YES	6/22/2023	GDIAZ	PLUMBING
BLDG-PLUMBING-PLAN REVIEW	YES	6/22/2023	GDIAZ	PLUMBING
BLDG-PLUMBING-PLAN REVIEW	YES	6/22/2023	GDIAZ	PLUMBING
BLDG-PLUMBING-PLAN REVIEW	YES	6/22/2023	GDIAZ	PLUMBING
FIRE BUREAU-PLAN REVIEW	YES	6/24/2023	MMEDINA	FIRE
BLDG-ELECTRICAL-PLAN REVIEW	YES	6/27/2023	EWEIDLICH	ELECTRIC
FIRE BUREAU-PLAN REVIEW	NO	6/28/2023	MMEDINA	FIRE
FIRE BUREAU-PLAN REVIEW	NO	6/28/2023	MMEDINA	FIRE
FIRE BUREAU-PLAN REVIEW	NO	6/28/2023	MMEDINA	FIRE
BLDG-STRUCTURAL-PLAN REVIEW	YES	6/28/2023	FNAGLER	STRUCTUR
BLDG-STRUCTURAL-PLAN REVIEW	YES	6/28/2023	FNAGLER	STRUCTUR
FIRE BUREAU-PLAN REVIEW	NO	7/11/2023	MMEDINA	FIRE
ZONING-PLAN REVIEW	NO	7/26/2023	EDIAZ-DELUCCA	ZONING
ZONING-PLAN REVIEW	NO	7/26/2023	EDIAZ-DELUCCA	ZONING
ZONING-PLAN REVIEW	NO	7/26/2023	EDIAZ-DELUCCA	ZONING
FIRE BUREAU-PLAN REVIEW	NO	7/27/2023	MMEDINA	FIRE
ZONING-PLAN REVIEW		8/16/2023	CGILLES	ZONING
BLDG-STRUCTURAL-PLAN REVIEW	CA	8/17/2023	EGASTWIRTH	STRUCTUR
BLDG-STRUCTURAL-PLAN REVIEW	CA	8/17/2023	EGASTWIRTH	STRUCTUR
BLDG-STRUCTURAL-PLAN REVIEW	CA	8/17/2023	EGASTWIRTH	STRUCTUR
FIRE BUREAU-PLAN REVIEW	NO	8/18/2023	MMEDINA	FIRE

Review:

ZONING-PLAN REVIEW

ZONING

Building Type:

Bldg Category:

COMMERCIAL

Square Feet:

0

☒ CC
☐ CO

Number of Floors:

1

Number of U

Construction Type:

Max Assembly Capacity:

Occupancy Class:

Review Type (for Aging):

☐ Initial
☒ Correction
☐ Revision

Max Occupancy Load:

Customer Valuation:

\$36,000.00

Review	Approved	Status Date ▾	Reviewer
FIRE BUREAU-PLAN REVIEW	NO	8/18/2023	MMEDINA
BLDG-STRUCTURAL-PLAN REVIEW	CA	8/17/2023	EGASTWIRTH
BLDG-STRUCTURAL-PLAN REVIEW	CA	8/17/2023	EGASTWIRTH
BLDG-STRUCTURAL-PLAN REVIEW	CA	8/17/2023	EGASTWIRTH
ZONING-PLAN REVIEW		8/16/2023	CGILLES
FIRE BUREAU-PLAN REVIEW	NO	7/27/2023	MMEDINA

=====

BROWARD COUNTY UNIFORM BUILDING PERMIT APPLICATION

Select One Trade: ☒ Building ☐ Electrical ☐ Plumbing ☐ Mechanical ☐ Other _____

Application Number:

Application Date: FOR OFFICE USE ONLY

Job Address: 1710 Harrison St		Unit:	City: Hollywood
Tax Folio No.: 5142151A0010	Flood Zn:	BFE:	Floor Area:
Job Value: \$4000			
Building Use: Charter School	Construction Type:	Occupancy Group:	
Present Use:	Proposed Used:		
Description of Work: Remove interior partitions at 4 th Floor, install flooring & tile on walls			
<input type="checkbox"/> New <input type="checkbox"/> Addition <input type="checkbox"/> Repair <input checked="" type="checkbox"/> Alteration <input type="checkbox"/> Demolition <input type="checkbox"/> Revision <input type="checkbox"/> Other:			
Legal Description:			<input type="checkbox"/> Attachment
Property Owner: ISRAEL RAZLA		Phone: 954356547	Email: STEPHAN@ATLASCM.COM
Owner's Address: 3113 STIRLING RD SUITE 203		City: Ft. Lauderdale	State: FL Zip: 33312
Contracting Co.: ATLAS CONSTRUCTION & MGT. LLC		Phone: 954356547	Email: STEPHAN@ATLASCM.COM
Company Address: 1682 OSPREY BLVD		City: Weston	State: FL Zip: 33327
Qualifier's Name: HAGAI ALTMAN		Owner-Builder: <input type="checkbox"/>	License Number: CCL-1512320
Architect/Engineer's Name: Hector Hocesman		Phone: 30514301	Email: CTBAMC@GMAIL.COM
Architect/Engineer's Address: 901 PENNSYLVANIA AVE #3		City: Miami Beach	State: FL Zip: 33139
Bonding Company:			
Bonding Company Address:		City:	State: Zip: